



LANDFALL
ANGUS
EST. 1948



AUTUMN BULL SALE

On Property Bull Sale Monday 21st March 2022 at 1pm



LANDFALL
ANGUS
EST. 1948

OFFERING

240 Performance Recorded Bulls





Nutrien
Livestock™


Sales interfaced with  **AuctionsPlus™**
Australia's Online Saleyard


VENDORS

Archer Landfall

 "Landfall" Private Bag 22
Launceston TASMANIA 7250

 (03) 6326 3917


 (03) 6326 5237

 **Frank** 0417 506 163

Ed 0417 337 144

Gerald 0428 130 989

Tim 0458 948 105


 frank@landfall.com.au


 www.landfall.com.au

AGENTS

Nutrien Livestock

 (03) 6391 6547

 (03) 6391 8631

 **Warren Johnston** 0419 326 348

Jock Gibson 0418 133 595

**CHOICE
OVER
CHANCE**

By way of innovation, leadership, passion, experience and continual improvement, **Landfall Angus** seeks to add value in every step of the beef supply chain. From quality genetic production through to the beef consumer experience, every decision is made with the consideration of a profitable, sustainable and rewarding industry for all stakeholders.

It's not by chance that we breed good bulls!

LANDFALL

Contents

Welcome	2
About Landfall Angus	3
Sale Notes	4
Sale Lots	5
Bull Sale Summary	73
Reference Sires	81
Caring For Your Bulls	99
Understanding the TACE	100
Understanding EBVs	101
Bull Guarantee	102
The Obligation of the Purchaser	103
Landfall Farm Fresh	104
The People Behind the Bulls: Cory Hine	106
2021 Spring Round Up	108
Covid-19 Registration	110
Farm Location and Pen Lots Map	111
Buyers Instruction Slip	112

WELCOME TO OUR 44TH ANNUAL AUTUMN ON PROPERTY AUCTION

*On property bull sale
Monday 21st March 2022,
auction commencing at 1pm.
Bull viewing on Sunday 20th
March from 9am until 12pm.*



Bull Sale Lots page 5



Landfall Farm Fresh page 104



The People Behind the Bulls page 106



Buyers Instruction Slip page 112



Welcome

We invite you to attend our 44th Annual Autumn on property auction and are pleased to offer you 240 performance recorded rising two-year bulls.

Feature sires in this sale are Landfall New Ground, Rennylea L519, GAR Ashland and Lawsons Momentous. Other sires to note are Clunes Crossing Dusty, Landfall Keystone, Landfall Nobleman, Sydgen Enhance, Baldrige Beast Mode, GB Fireball and EWA West Point. We are proud of the balance our bull offering provides with a genetic package that is high performing in a functional and attractive phenotype.

Once again, we have made the move to increase our Autumn Sale offering. This autumn sale sees our largest offering to date with 240 bulls being catalogued. This is designed to continue to meet the strong demand that Angus bulls are currently experiencing and ensure that our client base can best manage the cost per pregnancy in their breeding operations. One of the other considerations with an increased offering is maintaining or improving the quality. Whilst our sale offering increases, so

does our annual calf drop giving us bigger pool of bulls to select for auction.

The Landfall genetic production system is closely aligned with commercial beef production ensuring our genetic package is relevant to and performs at all levels of the beef supply chain. We have just weaned our 2021 calf drop and our females have certainly drawn down some body condition to get their calves through to weaning. The pressure that our genetics are under in our system clearly identifies the outliers on both ends of the bell curve. The result of a higher stocking rate production system is cattle that are often, in their working clothes. We welcome inspection of our female herd at any time.

We have once again partnered with Achmea Insurance to offer an automatic insurance cover on all bulls sold at this coming Autumn sale. All bulls will be covered for 3 months from the

date of sale by Achmea's 2-star product. We have arranged and paid for this insurance, so it is no cost to you and is a unique offering in the marketplace.

The positivity that is evident throughout our client base is electrifying. Beef producers are being healthily rewarded for their solid investment over several years in improvements to their production systems. What an incredible time it is to be involved in beef production with the market at its highest point in history and the season across most areas producing a huge body of feed.

We would like to take this opportunity to thank all the Landfall staff, family members and associates for their valuable contribution to our program. The commitment and dedication of these people is vital to our success.

Kind Regards,

The Archer Family.



About Landfall Angus

Landfall Angus is a family owned and operated business located in the Tamar Valley in Northern Tasmania. Our cow herd consists of over 2200 registered females, making Landfall one of the largest Angus Seedstock herds in Australia.

Landfall Angus cattle perform well in the natural environments of Australia, a direct result of our strong focus on the commercial realities of beef production. The Landfall Angus cow herd is highly fertile, functional and high performing. Careful genetic selection and improved production management techniques ensure that Landfall is a leading Seedstock herd in Australia.



HISTORY

Landfall Angus was established in 1948 with the purchase of twelve females from the Australian mainland. The original Landfall cows were selected for their large frame and femininity. Sires from “Naranghi” in New South Wales, at that time bred by Mr. John Bott, were consistently breeding progeny that excelled in fertility and growth. They complimented the Landfall cows very well and these sires were used for 20 years.

In the early years of breeding bulls a small number were sold privately to regular Tasmanian and King Island clients. From 1975 an annual auction has been held offering bulls and females.

In 2004 a spring sale was introduced and is held annually on property offering bulls.

We supply our clients with high quality Angus genetics that are fertile, structurally sound, easy doing and low maintenance without compromising the importance of growth and carcass performance.

TODAY

Landfall Angus is today owned and managed by the fourth and fifth generation of the Archer family. The Landfall herd now consists of over 4000 registered animals running over two main production centres in the Tamar Valley, calving 2200 registered females. The Angus herd is run alongside a self-replacing flock of composite sheep.

The Landfall herd is run under commercial conditions, in large contemporary groups. Artificial insemination and embryo transplant are used to increase the rate of genetic gain in our herd. Strict criteria is used for the selection of sires and dams within our breeding programs.

A strong emphasis is placed on the traits that contribute positively to the commercial profitability and sustainability of beef production. Firstly we aim to breed a functional female, focussing on structural soundness, docility, fertility and calving ease. Animals are joined for restricted periods resulting in short calving periods. Any animal not meeting the criteria is culled. The focus then moves towards growth and carcass quality with targets set above breed average whilst avoiding extremes. All registered animals are performance recorded with Breedplan and Landfall has been a member of Angus Breedplan since its inception in the early 1980's. Data is collected from animals run in large groups allowing us to directly compare genetics without the impact of environmental differentiation.

Annual sales are held on property in the Autumn and Spring, with in excess of 600+ bulls being sold annually.

OUR GOALS AT LANDFALL ARE:

1. To provide our clients with superior genetics to help them achieve a sound investment and help to improve their bottom-line.
2. To produce genetics which perform well under the natural environments of Australia.
3. To have relationships of high integrity with our clients.



Sale Notes

1. Location

8 kilometres from the centre of Launceston, North on East Tamar Highway. Follow A8 towards Georgetown. See page 111 for map and travel information.

2. Covid Restrictions

The situation with Covid-19 is an ever changing landscape. We plan to hold the sale on property and welcome our clients who feel comfortable to be here.

We will continually keep up to date with the restrictions that we need to have in place to keep everyone safe leading up to and on the day. Should anyone not feel comfortable to be here or is unable to travel from interstate please get in touch with us if you require assistance in making your selections to operate in the auction remotely.

Page 110 includes our QR code allowing check in convenience on day of sale. Your health, safety and level of comfort are of the highest priority to us.

Food and refreshments will be offered with strict adherence to the Covid restrictions. QR Code check in will be required – further details on page 110.

3. Rebates

4% rebate commission offered on all bulls to agents settling within 7 days of invoice. All purchasers must nominate their agent 24hrs prior to the sale with Nutrien Livestock. Please email livestocktas@nutrien.com.au or frank@landfall.com.au

4. Freight

Free freight on all bulls to Melbourne, Grassy and Lady Barron ports for lots sold by auction. Free freight on all bulls within mainland Tasmania. The vendor or his agent will make freight arrangements (conditions apply).

5. Nutrition

All bulls have been fed grass with supplement silage.

6. Animal Health

- All bulls have been semen tested and had their penis and testicles examined.
- All bulls have been tested as BVD P.I. negative.
- All bulls have been vaccinated with Vibrovax, Pestigard and Ultravac 7 in 1.

7. Recessive Genetic Conditions

All lots are clearly marked with their respective genetic status.

8. Bull Guarantee

All bulls covered by the Landfall Bull Guarantee (see details on page 102 of this catalogue).

9. Sire Bulls

Lots 1 through to 51 have been used for joining in the Landfall herd in the Spring of 2020. Please take this into account when assessing these bulls.

10. Semen Rights

Landfall Angus reserves the right to collect any bull sold for use in the Landfall herd. Collection will be at Landfall's expense and at the convenience of the purchaser.

11. Photos and Videos

Ben Hooper from Clear Vision Imaging has captured videos of all sale lots. They will be available late Mid-February at www.landfall.com.au

12. Registrations

Please note: some lots are HBR registered and some are APR registered. All animals are eligible for transfer with their respective registration status.

13. Inspection

All bulls will be available for inspection at Landfall on Sunday the 20th of March from 9am until 12pm. Inspection any other time is welcome by appointment.

PLEASE NOTE:

As vendors, the Archer family at Landfall want your valuable new purchase to be given every opportunity to travel and settle into their new environment with a minimum of stress.

To this end we ask you to nominate;

CLEAR DELIVERY INSTRUCTIONS.

Short notice requests for collection of animals will not be accepted.

Images and videos of most lots will be available on our website closer to sale date.

Thank you for your co-operation.

DNA SUFFIX KEY:

The suffix displayed at the end of each animal's name indicates the DNA parentage verification that has been conducted by Angus Australia.

PV: both parents have been verified by DNA.

SV: the sire has been verified by DNA.

DV: the dam has been verified by DNA.

#: DNA verification has not been conducted.

E: DNA verification has identified that the sire and/or dam may possibly be incorrect, but this cannot be confirmed conclusively.

DISCLAIMER: Animal details included in this catalogue, including but not limited to pedigree, DNA information, Estimated Breeding Values (EBVs) and Index values, are based on information provided by the breeder or owner of the animal. Whilst all reasonable care has been taken to ensure that the information provided in this catalogue was correct at the time of publication, neither the vendor, Angus Australia or the selling agents assume any responsibility for the accuracy or completeness of the information, nor for the outcome (including consequential loss) of any action taken based on this information.



BULL SALE LOTS



Lot 10 - Landfall Lorenzo R1356 PV (ET)



LANDFALL ANGUS BULL SALE

LOT 1 LANDFALL LORENZO R155 ^{PV}

LANDFALL JOINING SIRE

Soc Id: TFAR155
Born: 22/07/2020

Rego. Status: HBR

Purchaser

Traits observed: GL,CE,BWT,200WT,400WT,600WT,SC, Scan(EMA,Rib,Rump,IMF),DOC,Genomics

Index Values			
\$A	\$D	\$GN	\$GS
\$234	\$186	\$317	\$219

Genetic Status AMFU CAFU DDFU NHFU
Price

G A R INGENUITY #
H P C A INTENSITY #
G A R PREDESTINED 287L #
Sire: RENNYLEA L519 ^{PV}
TE MANIA BERKLEY B1 ^{PV}
RENNYLEA H414 ^{SV}
RENNYLEA C310 #

RENNYLEA EDMUND E11 ^{PV}
LANDFALL KEYSTONE K132 ^{PV}
LANDFALL ARCHER H807 ^{SV}
Dam: LANDFALL LORETTA P234 ^{SV}
SITZ RLS UNDERTAKER 11582 #
LANDFALL LORETTA M246 #
LANDFALL LORETTA H587 #

February 2022 TransTasman Angus Cattle Evaluation

EBV	CE-Dir	CE-Dtr	GL	BW	200	400	600	Mwt	Milk	SS	DC	CWT	EMA	Rib	Rump	RBY	IMF	DOC
	+7.7	+5.5	-7.1	+2.3	+55	+107	+143	+124	+26	+1.0	-4.3	+93	+6.7	-0.1	-1.6	+0.4	+2.9	+18
Acc	(61%)	(56%)	(84%)	(73%)	(71%)	(71%)	(72%)	(70%)	(65%)	(71%)	(42%)	(67%)	(64%)	(69%)	(65%)	(66%)	(64%)	(58%)
Perc	12	24	16	14	22	8	7	14	3	88	57	2	39	51	79	53	21	18

LOT 2 LANDFALL LORENZO R411 ^{PV}

LANDFALL JOINING SIRE

Soc Id: TFAR411
Born: 03/08/2020

Rego. Status: HBR

Purchaser

Traits observed: GL,CE,BWT,200WT,400WT,600WT,SC, Scan(EMA,Rib,Rump,IMF),DOC,Genomics

Index Values			
\$A	\$D	\$GN	\$GS
\$274	\$233	\$356	\$263

Genetic Status AMFU CAFU DDFU NHFU
Price

G A R INGENUITY #
H P C A INTENSITY #
G A R PREDESTINED 287L #
Sire: RENNYLEA L519 ^{PV}
TE MANIA BERKLEY B1 ^{PV}
RENNYLEA H414 ^{SV}
RENNYLEA C310 #

CONNEALY CONSENSUS 7229 ^{SV}
V A R GENERATION 2100 ^{PV}
SANDPOINT BLACKBIRD 8809 #
Dam: LANDFALL ELSA N66 ^{SV}
RENNYLEA EDMUND E11 ^{PV}
LANDFALL ELSA L282 #
LANDFALL ELSA G455 ^{SV}

February 2022 TransTasman Angus Cattle Evaluation

EBV	CE-Dir	CE-Dtr	GL	BW	200	400	600	Mwt	Milk	SS	DC	CWT	EMA	Rib	Rump	RBY	IMF	DOC
	+9.0	+7.4	-10.5	+1.9	+54	+99	+121	+101	+16	+2.5	-7.1	+69	+12.2	+2.5	+2.7	+0.7	+2.9	+28
Acc	(62%)	(57%)	(84%)	(73%)	(72%)	(72%)	(73%)	(71%)	(67%)	(69%)	(44%)	(68%)	(66%)	(70%)	(67%)	(67%)	(66%)	(58%)
Perc	6	9	2	10	29	21	39	50	59	29	13	41	2	4	3	40	21	5

LOT 3 LANDFALL LORENZO R367 ^{PV}

LANDFALL JOINING SIRE

Soc Id: TFAR367
Born: 01/08/2020

Rego. Status: HBR

Purchaser

Traits observed: GL,CE,BWT,200WT,400WT,600WT,SC, Scan(EMA,Rib,Rump,IMF),DOC,Genomics

Index Values			
\$A	\$D	\$GN	\$GS
\$224	\$184	\$293	\$210

Genetic Status AMFU CAFU DDFU NHFU
Price

G A R INGENUITY #
H P C A INTENSITY #
G A R PREDESTINED 287L #
Sire: RENNYLEA L519 ^{PV}
TE MANIA BERKLEY B1 ^{PV}
RENNYLEA H414 ^{SV}
RENNYLEA C310 #

A A R TEN X 7008 S A ^{SV}
V A R FOREMAN 3339 ^{PV}
SANDPOINT BLACKBIRD 8809 #
Dam: LANDFALL DAME N322 ^{SV}
CONNEALY CONFIDENCE 0100 #
LANDFALL DAME K81 #
LANDFALL DAME H189 #

February 2022 TransTasman Angus Cattle Evaluation

EBV	CE-Dir	CE-Dtr	GL	BW	200	400	600	Mwt	Milk	SS	DC	CWT	EMA	Rib	Rump	RBY	IMF	DOC
	+4.8	+4.5	-8.3	+2.8	+50	+97	+126	+107	+19	+0.5	-6.0	+68	+8.5	+2.5	+1.0	-0.4	+2.7	+15
Acc	(60%)	(55%)	(84%)	(73%)	(71%)	(71%)	(72%)	(70%)	(66%)	(71%)	(42%)	(66%)	(64%)	(68%)	(65%)	(65%)	(64%)	(57%)
Perc	33	34	7	21	48	28	29	38	32	96	27	46	17	4	17	82	26	25

LOT 4 LANDFALL LEONARDO R247 ^{PV}

LANDFALL JOINING SIRE

Soc Id: TFAR247
Born: 25/07/2020

Rego. Status: HBR

Purchaser

Traits observed: GL,CE,BWT,200WT,400WT,600WT,SC, Scan(EMA,Rib,Rump,IMF),DOC,Genomics

Index Values			
\$A	\$D	\$GN	\$GS
\$265	\$222	\$362	\$255

Genetic Status AMFU CAFU DDFU NHFU
Price

A A R TEN X 7008 S A ^{SV}
DEER VALLEY ALL IN ^{SV}
DEER VALLEY RITA 0274 #
Sire: LANDFALL LEONARDO L24 ^{PV}
LANDFALL MODEST F178 ^{SV}
LANDFALL JOYLE J527 ^{SV}
LANDFALL JOYLE A503 #

A A R TEN X 7008 S A ^{SV}
V A R DISCOVERY 2240 ^{PV}
DEER VALLEY RITA 0308 #
Dam: LANDFALL DAINTY P409 ^{PV}
RENNYLEA EDMUND E11 ^{PV}
LANDFALL DAINTY L181 ^{SV}
LANDFALL DAINTY J693 #

February 2022 TransTasman Angus Cattle Evaluation

EBV	CE-Dir	CE-Dtr	GL	BW	200	400	600	Mwt	Milk	SS	DC	CWT	EMA	Rib	Rump	RBY	IMF	DOC
	+4.4	+0.3	-6.5	+4.1	+72	+144	+185	+158	+26	+5.1	-3.7	+108	+5.9	-0.2	-1.7	+0.3	+3.2	+19
Acc	(61%)	(53%)	(84%)	(74%)	(72%)	(72%)	(73%)	(70%)	(66%)	(67%)	(42%)	(67%)	(65%)	(70%)	(66%)	(67%)	(65%)	(57%)
Perc	36	75	22	49	1	1	1	1	3	1	68	1	52	54	81	58	14	17

BREED AVERAGE 2020 DROP ANGUS		EBV	CE-Dir	CE-Dtr	GL	BWT	200	400	600	MWT	MILK	SS	DC	CWT	EMA	RIB	RUMP	RBY	IMF	DOC	\$A	\$D	\$GN	\$GS
		2.2	2.6	-4.7	4.1	50	89	117	101	17	2.1	-4.7	66	6.2	0.0	-0.4	0.5	2.1	7	\$195	\$160	\$256	\$178	



LANDFALL ANGUS BULL SALE

LOT 5 LANDFALL LORENZO R1344 ^{SV}

LANDFALL JOINING SIRE

Soc Id: TFAR1344
Born: 07/08/2020

Rego. Status: APR

Purchaser

Traits observed: GL,CE,BWT,200WT,400WT,600WT,SC, Scan(EMA,Rib,Rump,IMF),DOC,Genomics

Index Values			
\$A	\$D	\$GN	\$GS
\$251	\$199	\$326	\$237

Genetic Status AMFU CAFU DDFU NHFU
Price

G A R INGENUITY #
H P C A INTENSITY #
G A R PREDESTINED 287L #
Sire: RENNYLEA L519 ^{PV}
TE MANIA BERKLEY B1 ^{PV}
RENNYLEA H414 ^{SV}
RENNYLEA C310 #
TC ABERDEEN 759 ^{SV}
LANDFALL HANK H68 ^{PV}
LANDFALL POLLY F353 ^{SV}
Dam: LANDFALL M377 #
LANDFALL RIGHT TIME 24J G265 ^{SV}
LANDFALL J984 #
LANDFALL F13 #

February 2022 TransTasman Angus Cattle Evaluation

EBV	CE-Dir	CE-Dtr	GL	BW	200	400	600	Mwt	Milk	SS	DC	CWT	EMA	Rib	Rump	RBY	IMF	DOC
	+1.2	+2.2	-5.9	+7.3	+66	+110	+155	+138	+13	+2.0	-6.0	+82	+11.0	+0.5	-0.6	+1.1	+2.4	-6
Acc	(61%)	(56%)	(84%)	(74%)	(71%)	(71%)	(72%)	(70%)	(66%)	(69%)	(42%)	(66%)	(64%)	(69%)	(66%)	(65%)	(64%)	(59%)
Perc	63	59	30	97	2	5	2	5	86	50	27	9	4	33	55	25	36	87

LOT 6 LANDFALL LORENZO R1132 ^{PV} (ET)

LANDFALL JOINING SIRE

Soc Id: TFAR1132
Born: 31/07/2020

Rego. Status: HBR

Purchaser

Traits observed: BWT,200WT,400WT,600WT,SC, Scan(EMA,Rib,Rump,IMF),DOC,Genomics

Index Values			
\$A	\$D	\$GN	\$GS
\$237	\$190	\$323	\$225

Genetic Status AMFU CAFU DDFU NHFU
Price

G A R INGENUITY #
H P C A INTENSITY #
G A R PREDESTINED 287L #
Sire: RENNYLEA L519 ^{PV}
TE MANIA BERKLEY B1 ^{PV}
RENNYLEA H414 ^{SV}
RENNYLEA C310 #
A A R TEN X 7008 S A ^{SV}
V A R DISCOVERY 2240 ^{PV}
DEER VALLEY RITA 0308 #
Dam: LANDFALL POLLY N802 ^{SV}
TE MANIA INFINITY 04 379 A #
LANDFALL POLLY H362 #
LANDFALL B139 #

February 2022 TransTasman Angus Cattle Evaluation

EBV	CE-Dir	CE-Dtr	GL	BW	200	400	600	Mwt	Milk	SS	DC	CWT	EMA	Rib	Rump	RBY	IMF	DOC
	+4.3	+4.6	-12.2	+3.4	+57	+112	+148	+131	+17	+1.4	-3.1	+82	+8.5	-0.9	-2.0	+0.7	+3.5	+19
Acc	(62%)	(57%)	(73%)	(74%)	(72%)	(72%)	(73%)	(71%)	(67%)	(71%)	(44%)	(68%)	(66%)	(70%)	(67%)	(67%)	(66%)	(58%)
Perc	37	33	1	33	16	4	4	9	52	76	77	9	17	75	86	40	9	16

LOT 7 LANDFALL NEW GROUND R1205 ^{PV} (ET)

LANDFALL JOINING SIRE

Soc Id: TFAR1205
Born: 04/08/2020

Rego. Status: HBR

Purchaser

Traits observed: BWT,200WT,400WT,600WT,SC, Scan(EMA,Rib,Rump,IMF),DOC,Genomics

Index Values			
\$A	\$D	\$GN	\$GS
\$238	\$195	\$306	\$224

Genetic Status AMFU CAFU DDFU NHFU
Price

A A R TEN X 7008 S A ^{SV}
V A R DISCOVERY 2240 ^{PV}
DEER VALLEY RITA 0308 #
Sire: LANDFALL NEW GROUND N90 ^{PV}
MATAURI REALITY 839 #
LANDFALL ELSA L88 ^{PV}
LANDFALL ELSA J139 #
TE MANIA BARTEL B219 ^{PV}
AYRVALE BARTEL E7 ^{PV}
EAGLEHAWK JEDDA B32 ^{SV}
Dam: LANDFALL POLLY M24 ^{SV}
SITZ UPWARD 307R ^{SV}
LANDFALL POLLY K347 #
LANDFALL POLLY F353 ^{SV}

February 2022 TransTasman Angus Cattle Evaluation

EBV	CE-Dir	CE-Dtr	GL	BW	200	400	600	Mwt	Milk	SS	DC	CWT	EMA	Rib	Rump	RBY	IMF	DOC
	+1.8	+1.6	-8.2	+7.1	+67	+114	+157	+161	+17	+5.2	-7.7	+87	+8.3	+0.7	+0.4	+1.6	+2.3	+22
Acc	(60%)	(52%)	(73%)	(75%)	(73%)	(73%)	(74%)	(70%)	(64%)	(72%)	(44%)	(67%)	(66%)	(70%)	(67%)	(67%)	(66%)	(60%)
Perc	59	65	8	96	2	3	2	1	49	1	8	4	19	28	29	12	39	12

LOT 8 LANDFALL LORENZO R646 ^{SV}

LANDFALL JOINING SIRE

Soc Id: TFAR646
Born: 09/08/2020

Rego. Status: HBR

Purchaser

Traits observed: GL,CE,BWT,200WT,400WT,600WT,SC, Scan(EMA,Rib,Rump,IMF),DOC,Genomics

Index Values			
\$A	\$D	\$GN	\$GS
\$220	\$178	\$292	\$206

Genetic Status AMFU CAFU DDFU NHFU
Price

G A R INGENUITY #
H P C A INTENSITY #
G A R PREDESTINED 287L #
Sire: RENNYLEA L519 ^{PV}
TE MANIA BERKLEY B1 ^{PV}
RENNYLEA H414 ^{SV}
RENNYLEA C310 #
CONNEALY ONWARD #
SITZ UPWARD 307R ^{SV}
SITZ HENRIETTA PRIDE 81M #
Dam: LANDFALL POLLY K585 #
TE MANIA INFINITY 04 379 A #
LANDFALL F66 #
LANDFALL D79 #

February 2022 TransTasman Angus Cattle Evaluation

EBV	CE-Dir	CE-Dtr	GL	BW	200	400	600	Mwt	Milk	SS	DC	CWT	EMA	Rib	Rump	RBY	IMF	DOC
	+3.3	+3.9	-7.1	+5.0	+57	+107	+142	+124	+21	+2.7	-4.8	+77	+6.9	+1.4	+2.0	-0.7	+2.7	+11
Acc	(62%)	(57%)	(84%)	(74%)	(72%)	(72%)	(73%)	(72%)	(67%)	(71%)	(45%)	(67%)	(65%)	(70%)	(67%)	(67%)	(65%)	(58%)
Perc	46	41	16	70	17	8	8	14	18	23	48	16	36	14	6	89	26	37

BREED AVERAGE 2020 DROP ANGUS																						
EBV	CE-Dir	CE-Dtr	GL	BWT	200	400	600	MWT	MILK	SS	DC	CWT	EMA	RIB	RUMP	RBY	IMF	DOC	\$A	\$D	\$GN	\$GS
	2.2	2.6	-4.7	4.1	50	89	117	101	17	2.1	-4.7	66	6.2	0.0	-0.4	0.5	2.1	7	\$195	\$160	\$256	\$178



LANDFALL ANGUS BULL SALE

LOT 9 LANDFALL LORENZO R150 ^{PV}

LANDFALL JOINING SIRE

Soc Id: TFAR150
Born: 22/07/2020

Rego. Status: APR

Purchaser

Traits observed: GL,CE,BWT,200WT,400WT,600WT,SC, Scan(EMA,Rib,Rump,IMF),DOC,Genomics

Index Values			
\$A	\$D	\$GN	\$GS
\$232	\$182	\$325	\$221

Genetic Status AMFU CAFU DDFU NHFU
Price

G A R INGENUITY #
H P C A INTENSITY #
G A R PREDESTINED 287L #
Sire: RENNYLEA L519 ^{PV}
TE MANIA BERKLEY B1 ^{PV}
RENNYLEA H414 ^{SV}
RENNYLEA C310 #

DEER VALLEY ALL IN ^{SV}
LANDFALL ALL IN L23 ^{PV}
LANDFALL ARISTOCRAT J8 #
Dam: LANDFALL ARCHER P299 ^{SV}
TUWHARETOA REGENT D145 ^{SV}
LANDFALL ARCHER J206 ^{SV}
LANDFALL ARCHER E66 ^{SV}

February 2022 TransTasman Angus Cattle Evaluation

EBV	CE-Dir	CE-Dtr	GL	BW	200	400	600	Mwt	Milk	SS	DC	CWT	EMA	Rib	Rump	RBY	IMF	DOC
	-0.5	+1.4	-8.4	+5.5	+59	+115	+153	+145	+25	+2.2	-5.4	+91	+7.9	+0.6	+0.4	+0.1	+4.3	+10
Acc	(61%)	(56%)	(84%)	(73%)	(72%)	(71%)	(72%)	(70%)	(66%)	(71%)	(43%)	(67%)	(65%)	(69%)	(66%)	(66%)	(65%)	(57%)
Perc	74	66	7	80	11	3	3	3	6	41	36	2	23	31	29	66	2	40

LOT 10 LANDFALL LORENZO R1356 ^{PV} (ET)

LANDFALL JOINING SIRE

Soc Id: TFAR1356
Born: 07/08/2020

Rego. Status: HBR

Purchaser

Traits observed: BWT,200WT,400WT,600WT,SC, Scan(EMA,Rump,IMF),DOC,Genomics

Index Values			
\$A	\$D	\$GN	\$GS
\$233	\$185	\$305	\$218

Genetic Status AMFU CAFU DDFU NHFU
Price

G A R INGENUITY #
H P C A INTENSITY #
G A R PREDESTINED 287L #
Sire: RENNYLEA L519 ^{PV}
TE MANIA BERKLEY B1 ^{PV}
RENNYLEA H414 ^{SV}
RENNYLEA C310 #

SYDGEN TRUST 6228 #
SYDGEN BLACK PEARL 2006 ^{PV}
SYDGEN ANITA 8611 #
Dam: LANDFALL ELINE M59 ^{PV}
RENNYLEA EDMUND E11 ^{PV}
LANDFALL ELINE K57 ^{SV}
LANDFALL ELINE H44 #

February 2022 TransTasman Angus Cattle Evaluation

EBV	CE-Dir	CE-Dtr	GL	BW	200	400	600	Mwt	Milk	SS	DC	CWT	EMA	Rib	Rump	RBY	IMF	DOC
	-2.8	+3.5	-7.1	+6.5	+61	+101	+138	+124	+14	+2.3	-8.0	+79	+6.9	+2.9	+2.6	-0.5	+2.6	+16
Acc	(63%)	(58%)	(72%)	(74%)	(73%)	(73%)	(74%)	(71%)	(67%)	(72%)	(45%)	(68%)	(66%)	(70%)	(67%)	(67%)	(66%)	(62%)
Perc	85	45	16	92	8	17	12	14	79	37	7	12	36	3	3	85	29	23

LOT 11 LANDFALL KEYSTONE R1539 ^{PV} (ET)

LANDFALL JOINING SIRE

Soc Id: TFAR1539
Born: 10/08/2020

Rego. Status: HBR

Purchaser

Traits observed: BWT,200WT,400WT,600WT,SC, Scan(EMA,Rib,Rump,IMF),DOC,Genomics

Index Values			
\$A	\$D	\$GN	\$GS
\$220	\$170	\$297	\$206

Genetic Status AMFU CAFU DDFU NHFU
Price

BOOROOMOOKA UNDERTAKEN Y145 ^{PV}
RENNYLEA EDMUND E11 ^{PV}
LAWSONS HENRY VIII Y5 ^{SV}
Sire: LANDFALL KEYSTONE K132 ^{PV}
S A V FRONT RUNNER 0713 #
LANDFALL ARCHER H807 ^{SV}
LANDFALL ARCHER X9 ^{PV}

TC ABERDEEN 759 ^{SV}
LANDFALL HANK H68 ^{PV}
LANDFALL POLLY F353 ^{SV}
Dam: LANDFALL ARCHER L118 ^{SV}
LANDFALL MODEST F56 ^{PV}
LANDFALL ARCHER J831 #
LANDFALL ARCHER D272 #

February 2022 TransTasman Angus Cattle Evaluation

EBV	CE-Dir	CE-Dtr	GL	BW	200	400	600	Mwt	Milk	SS	DC	CWT	EMA	Rib	Rump	RBY	IMF	DOC
	+2.6	+4.3	-9.2	+4.3	+64	+118	+164	+153	+22	+3.8	-5.4	+95	+2.0	+0.8	-1.2	-0.5	+2.7	+0
Acc	(64%)	(56%)	(73%)	(75%)	(73%)	(73%)	(74%)	(72%)	(68%)	(72%)	(45%)	(69%)	(67%)	(71%)	(68%)	(68%)	(67%)	(62%)
Perc	52	36	4	54	3	2	1	2	14	4	36	1	96	26	71	85	26	74

LOT 12 LANDFALL LORENZO R478 ^{PV}

LANDFALL JOINING SIRE

Soc Id: TFAR478
Born: 05/08/2020

Rego. Status: APR

Purchaser

Traits observed: GL,CE,BWT,200WT,400WT,600WT,SC, Scan(EMA,Rib,Rump,IMF),DOC,Genomics

Index Values			
\$A	\$D	\$GN	\$GS
\$258	\$224	\$331	\$246

Genetic Status AMFU CAFU DDFU NHFU
Price

G A R INGENUITY #
H P C A INTENSITY #
G A R PREDESTINED 287L #
Sire: RENNYLEA L519 ^{PV}
TE MANIA BERKLEY B1 ^{PV}
RENNYLEA H414 ^{SV}
RENNYLEA C310 #

A A R TEN X 7008 S A ^{SV}
V A R FOREMAN 3339 ^{PV}
SANDPOINT BLACKBIRD 8809 #
Dam: LANDFALL DAINTY N602 ^{SV}
K C F BENNETT ABSOLUTE #
LANDFALL DAINTY K30 #
LANDFALL H596 #

February 2022 TransTasman Angus Cattle Evaluation

EBV	CE-Dir	CE-Dtr	GL	BW	200	400	600	Mwt	Milk	SS	DC	CWT	EMA	Rib	Rump	RBY	IMF	DOC
	+2.8	+5.7	-9.8	+4.9	+64	+120	+153	+150	+10	+4.1	-8.9	+89	+8.3	+1.4	+0.7	+0.7	+2.9	+14
Acc	(60%)	(55%)	(84%)	(73%)	(71%)	(71%)	(72%)	(70%)	(65%)	(71%)	(42%)	(66%)	(64%)	(68%)	(65%)	(65%)	(64%)	(57%)
Perc	50	22	3	68	4	1	3	2	96	3	3	3	19	14	22	40	21	27

BREED AVERAGE 2020 DROP ANGUS		EBV	CE-Dir	CE-Dtr	GL	BWT	200	400	600	MWT	MILK	SS	DC	CWT	EMA	RIB	RUMP	RBY	IMF	DOC	\$A	\$D	\$GN	\$GS
		2.2	2.6	-4.7	4.1	50	89	117	101	17	2.1	-4.7	66	6.2	0.0	-0.4	0.5	2.1	7	\$195	\$160	\$256	\$178	



LANDFALL ANGUS BULL SALE



LANDFALL ANGUS BULL SALE

LOT 13 LANDFALL LORENZO R481 ^{PV}

LANDFALL JOINING SIRE

Soc Id: TFAR481
Born: 05/08/2020

Rego. Status: HBR

Purchaser

Traits observed: GL,CE,BWT,200WT,400WT,600WT,SC, Scan(EMA,Rib,Rump,IMF),DOC,Genomics

Index Values			
\$A	\$D	\$GN	\$GS
\$220	\$184	\$290	\$199

Genetic Status AMFU CAFU DDFU NHFU
Price

G A R INGENUITY #
H P C A INTENSITY #
G A R PREDESTINED 287L #
Sire: RENNYLEA L519 ^{PV}
TE MANIA BERKLEY B1 ^{PV}
RENNYLEA H414 ^{SV}
RENNYLEA C310 #
CONNEALY ONWARD #
WERNER WAR PARTY 2417 #
BAAR USA LADY JAYE 489 #
Dam: LANDFALL PRINCESS N282 ^{PV}
TE MANIA EMPEROR E343 ^{PV}
BOWMONT PRINCESS J311 ^{PV}
ARDROSSAN PRINCESS W38 ^{PV}

February 2022 TransTasman Angus Cattle Evaluation

EBV	CE-Dir	CE-Dtr	GL	BW	200	400	600	Mwt	Milk	SS	DC	CWT	EMA	Rib	Rump	RBY	IMF	DOC
	+1.8	+1.3	-9.7	+6.5	+60	+109	+142	+134	+20	+0.9	-5.5	+87	+7.3	+0.0	-1.9	+1.2	+2.5	+14
Acc	(62%)	(57%)	(84%)	(74%)	(73%)	(72%)	(73%)	(71%)	(67%)	(69%)	(44%)	(68%)	(66%)	(70%)	(67%)	(67%)	(66%)	(58%)
Perc	59	67	3	92	9	6	8	7	31	90	35	4	30	48	85	22	32	30

LOT 14 LANDFALL BEAST MODE R1683 ^{PV} (ET)

LANDFALL JOINING SIRE

Soc Id: TFAR1683
Born: 16/08/2020

Rego. Status: HBR

Purchaser

Traits observed: BWT,200WT,400WT,600WT,SC, Scan(EMA,Rib,Rump,IMF),DOC,Genomics

Index Values			
\$A	\$D	\$GN	\$GS
\$291	\$238	\$396	\$276

Genetic Status AMFU CAFU DDFU NHFU
Price

C R A BEXTOR 872 5205 608 #
G A R PROPHET ^{SV}
G A R OBJECTIVE 1885 #
Sire: BALDRIDGE BEAST MODE B074 ^{PV}
STYLES UPGRADE J59 #
BALDRIDGE ISABEL Y69 #
BALDRIDGE ISABEL T935 #
BOOROOMOOKA UNDERTAKEN Y145 ^{PV}
RENNYLEA EDMUND E11 ^{PV}
LAWSONS HENRY VIII Y5 ^{SV}
Dam: LANDFALL ELSA L90 ^{SV}
ARDROSSAN EQUATOR A241 ^{PV}
LANDFALL ELSA J533 #
LANDFALL ELSA C464 ^{SV}

February 2022 TransTasman Angus Cattle Evaluation

EBV	CE-Dir	CE-Dtr	GL	BW	200	400	600	Mwt	Milk	SS	DC	CWT	EMA	Rib	Rump	RBY	IMF	DOC
	+4.6	+4.0	-5.8	+3.9	+75	+128	+167	+150	+14	+2.6	-8.5	+92	+0.9	-1.1	-1.3	-0.4	+3.1	+17
Acc	(63%)	(56%)	(72%)	(74%)	(72%)	(73%)	(74%)	(70%)	(66%)	(71%)	(44%)	(68%)	(66%)	(69%)	(66%)	(66%)	(65%)	(61%)
Perc	35	40	31	44	1	1	1	2	79	26	4	2	99	79	73	82	16	21

LOT 15 LANDFALL LORENZO R1337 ^{SV}

LANDFALL JOINING SIRE

Soc Id: TFAR1337
Born: 07/08/2020

Rego. Status: APR

Purchaser

Traits observed: GL,CE,BWT,200WT,400WT,600WT,SC, Scan(EMA,Rib,Rump,IMF),DOC,Genomics

Index Values			
\$A	\$D	\$GN	\$GS
\$220	\$172	\$299	\$201

Genetic Status AMFU CAFU DDFU NHFU
Price

G A R INGENUITY #
H P C A INTENSITY #
G A R PREDESTINED 287L #
Sire: RENNYLEA L519 ^{PV}
TE MANIA BERKLEY B1 ^{PV}
RENNYLEA H414 ^{SV}
RENNYLEA C310 #
TC ABERDEEN 759 ^{SV}
LANDFALL HANK H68 ^{PV}
LANDFALL POLLY F353 ^{SV}
Dam: LANDFALL DAINTY M802 #
YANCOWINNA EXPORT E16 ^{SV}
LANDFALL DAINTY H21 #
LANDFALL DAINTY F425 #

February 2022 TransTasman Angus Cattle Evaluation

EBV	CE-Dir	CE-Dtr	GL	BW	200	400	600	Mwt	Milk	SS	DC	CWT	EMA	Rib	Rump	RBY	IMF	DOC
	+0.9	-1.1	-3.6	+5.7	+65	+112	+151	+134	+18	+1.4	-5.0	+82	+2.9	+1.0	+1.1	-1.5	+2.4	-2
Acc	(62%)	(57%)	(85%)	(74%)	(72%)	(72%)	(73%)	(71%)	(67%)	(70%)	(43%)	(68%)	(65%)	(70%)	(67%)	(67%)	(65%)	(58%)
Perc	65	84	68	83	3	4	3	7	47	76	44	8	92	21	15	98	36	78

LOT 16 LANDFALL NEW GROUND R396 ^{PV}

LANDFALL JOINING SIRE

Soc Id: TFAR396
Born: 03/08/2020

Rego. Status: HBR

Purchaser

Traits observed: GL,CE,BWT,200WT,400WT,600WT,SC, Scan(EMA,Rib,Rump,IMF),DOC,Genomics

Index Values			
\$A	\$D	\$GN	\$GS
\$225	\$177	\$302	\$211

Genetic Status AMFU CAFU DDFU NHFU
Price

A A R TEN X 7008 S A ^{SV}
V A R DISCOVERY 2240 ^{PV}
DEER VALLEY RITA 0308 #
Sire: LANDFALL NEW GROUND N90 ^{PV}
MATAURI REALITY 839 #
LANDFALL ELSA L88 ^{PV}
LANDFALL ELSA J139 #
TE MANIA BARTEL B219 ^{PV}
AYRVALE BARTEL E7 ^{PV}
EAGLEHAWK JEDDA B32 ^{SV}
Dam: LANDFALL DAINTY N83 ^{SV}
REILAND GANGMAN G581 ^{SV}
LANDFALL DAINTY L1007 #
LANDFALL DAINTY G224 #

February 2022 TransTasman Angus Cattle Evaluation

EBV	CE-Dir	CE-Dtr	GL	BW	200	400	600	Mwt	Milk	SS	DC	CWT	EMA	Rib	Rump	RBY	IMF	DOC
	+7.7	+5.2	-6.8	+3.5	+58	+100	+137	+132	+17	+3.2	-4.2	+80	+10.0	+0.0	-1.7	+1.1	+3.0	+20
Acc	(59%)	(52%)	(85%)	(74%)	(72%)	(72%)	(73%)	(69%)	(63%)	(72%)	(43%)	(67%)	(66%)	(70%)	(66%)	(67%)	(66%)	(56%)
Perc	12	27	19	35	14	20	13	8	57	11	59	11	8	48	81	25	18	13

BREED AVERAGE 2020 DROP ANGUS		EBV	CE-Dir	CE-Dtr	GL	BWT	200	400	600	MWT	MILK	SS	DC	CWT	EMA	RIB	RUMP	RBY	IMF	DOC	\$A	\$D	\$GN	\$GS
			2.2	2.6	-4.7	4.1	50	89	117	101	17	2.1	-4.7	66	6.2	0.0	-0.4	0.5	2.1	7	\$195	\$160	\$256	\$178



LANDFALL ANGUS BULL SALE

LOT 17 LANDFALL LORENZO R182 ^{PV}

LANDFALL JOINING SIRE

Soc Id: TFAR182
Born: 20/07/2020
Rego. Status: HBR

Index Values			
\$A	\$D	\$GN	\$GS
\$229	\$186	\$317	\$214

Genetic Status AMFU CAFU DDFU NHFU
Price

G A R INGENUITY #
H P C A INTENSITY #
G A R PREDESTINED 287L #
Sire: RENNYLEA L519 ^{PV}
TE MANIA BERKLEY B1 ^{PV}
RENNYLEA H414 ^{SV}
RENNYLEA C310 #
CONNEALY CONSENSUS 7229 ^{SV}
V A R GENERATION 2100 ^{PV}
SANDPOINT BLACKBIRD 8809 #
Dam: LANDFALL LORETTA P679 ^{PV}
RENNYLEA EDMUND E11 ^{PV}
LANDFALL LORETTA J677 ^{SV}
LANDFALL B313 #

Purchaser

Traits observed: GL,CE,BWT,200WT,400WT,600WT,SC, Scan(EMA,Rib,Rump,IMF),DOC,Genomics

February 2022 TransTasman Angus Cattle Evaluation																		
EBV	CE-Dir	CE-Dtr	GL	BW	200	400	600	Mwt	Milk	SS	DC	CWT	EMA	Rib	Rump	RBY	IMF	DOC
	+0.2	+1.1	-7.1	+5.7	+60	+108	+138	+132	+14	+1.4	-5.0	+75	+8.9	+0.4	-0.7	+0.2	+3.8	+28
Acc	(62%)	(57%)	(84%)	(73%)	(72%)	(71%)	(72%)	(71%)	(66%)	(68%)	(44%)	(67%)	(65%)	(69%)	(66%)	(66%)	(65%)	(59%)
Perc	70	69	16	83	8	8	11	8	79	76	44	20	14	36	58	62	5	5

LOT 18 LANDFALL NEW GROUND R647 ^{PV}

LANDFALL JOINING SIRE

Soc Id: TFAR647
Born: 09/08/2020
Rego. Status: HBR

Index Values			
\$A	\$D	\$GN	\$GS
\$181	\$151	\$249	\$165

Genetic Status AMFU CAFU DDFU NHFU
Price

A A R TEN X 7008 S A ^{SV}
V A R DISCOVERY 2240 ^{PV}
DEER VALLEY RITA 0308 #
Sire: LANDFALL NEW GROUND N90 ^{PV}
MATAURI REALITY 839 #
LANDFALL ELSA L88 ^{PV}
LANDFALL ELSA J139 #
SUMMITCREST COMPLETE 1P55 #
KM BROKEN BOW 002 ^{PV}
SUMMITCREST PRINCESS 0P12 #
Dam: LANDFALL ELSA K211 ^{PV}
TE MANIA INFINITY 04 379 AB #
LANDFALL ELSA F469 ^{SV}
LANDFALL ELSA V47 #

Purchaser

Traits observed: GL,CE,BWT,200WT,400WT,600WT,SC, Scan(EMA,Rib,Rump,IMF),DOC,Genomics

February 2022 TransTasman Angus Cattle Evaluation																		
EBV	CE-Dir	CE-Dtr	GL	BW	200	400	600	Mwt	Milk	SS	DC	CWT	EMA	Rib	Rump	RBY	IMF	DOC
	+4.9	+2.3	-8.3	+3.8	+52	+98	+124	+131	+16	+3.2	-3.6	+71	+6.7	-0.1	-0.9	+0.2	+3.1	+20
Acc	(59%)	(51%)	(84%)	(75%)	(73%)	(72%)	(73%)	(69%)	(63%)	(72%)	(42%)	(66%)	(65%)	(69%)	(66%)	(65%)	(65%)	(58%)
Perc	32	58	7	42	35	24	33	9	59	11	69	33	39	51	63	62	16	15

LOT 19 LANDFALL NEW GROUND R1287 ^{SV}

LANDFALL JOINING SIRE

Soc Id: TFAR1287
Born: 06/08/2020
Rego. Status: APR

Index Values			
\$A	\$D	\$GN	\$GS
\$226	\$192	\$289	\$214

Genetic Status AMFU CAFU DDFU NHFU
Price

A A R TEN X 7008 S A ^{SV}
V A R DISCOVERY 2240 ^{PV}
DEER VALLEY RITA 0308 #
Sire: LANDFALL NEW GROUND N90 ^{PV}
MATAURI REALITY 839 #
LANDFALL ELSA L88 ^{PV}
LANDFALL ELSA J139 #
SITZ UPWARD 307R ^{SV}
LANDFALL HULK H83 ^{SV}
LANDFALL SOUTHERN F34 #
Dam: LANDFALL FLAMBOYANT M242 #
LANDFALL BANDO G45 ^{SV}
LANDFALL FLAMBOYANT J1023 #
LANDFALL FLAMBOYANT E509 #

Purchaser

Traits observed: GL,CE,BWT,200WT,400WT,600WT,SC, Scan(EMA,Rib,Rump,IMF),DOC,Genomics

February 2022 TransTasman Angus Cattle Evaluation																		
EBV	CE-Dir	CE-Dtr	GL	BW	200	400	600	Mwt	Milk	SS	DC	CWT	EMA	Rib	Rump	RBY	IMF	DOC
	+7.3	+6.6	-6.7	+1.0	+53	+94	+121	+104	+15	+4.8	-5.0	+73	+8.7	+0.5	-1.4	+1.6	+1.7	+24
Acc	(57%)	(48%)	(85%)	(73%)	(72%)	(72%)	(73%)	(69%)	(62%)	(67%)	(39%)	(65%)	(64%)	(68%)	(65%)	(65%)	(63%)	(54%)
Perc	14	14	20	4	33	37	40	43	73	1	44	29	16	33	75	12	63	9

LOT 20 LANDFALL NEW GROUND R475 ^{PV}

LANDFALL JOINING SIRE

Soc Id: TFAR475
Born: 08/08/2020
Rego. Status: HBR

Index Values			
\$A	\$D	\$GN	\$GS
\$216	\$185	\$288	\$203

Genetic Status AMFU CAFU DDFU NHFU
Price

A A R TEN X 7008 S A ^{SV}
V A R DISCOVERY 2240 ^{PV}
DEER VALLEY RITA 0308 #
Sire: LANDFALL NEW GROUND N90 ^{PV}
MATAURI REALITY 839 #
LANDFALL ELSA L88 ^{PV}
LANDFALL ELSA J139 #
SITZ RLS UNDERTAKER 11582 #
LANDFALL UNDERTAKER L169 ^{SV}
LANDFALL LORETTA J677 ^{SV}
Dam: LANDFALL LADY N1218 ^{PV}
LANDFALL ABERDEEN H557 ^{SV}
LANDFALL LADY K245 ^{SV}
LANDFALL LADY H631 #

Purchaser

Traits observed: GL,CE,BWT,200WT,400WT,600WT,SC, Scan(EMA,Rib,Rump,IMF),DOC,Genomics

February 2022 TransTasman Angus Cattle Evaluation																		
EBV	CE-Dir	CE-Dtr	GL	BW	200	400	600	Mwt	Milk	SS	DC	CWT	EMA	Rib	Rump	RBY	IMF	DOC
	+1.8	+6.0	-3.2	+4.9	+62	+123	+156	+144	+24	+6.6	-6.3	+89	+3.2	+1.0	-0.6	-0.3	+3.0	+15
Acc	(56%)	(47%)	(84%)	(73%)	(70%)	(70%)	(71%)	(67%)	(61%)	(66%)	(37%)	(64%)	(63%)	(67%)	(64%)	(64%)	(63%)	(53%)
Perc	59	19	74	68	6	1	2	3	7	1	22	3	90	21	55	80	18	26

BREED AVERAGE 2020 DROP ANGUS		EBV	CE-Dir	CE-Dtr	GL	BWT	200	400	600	MWT	MILK	SS	DC	CWT	EMA	RIB	RUMP	RBY	IMF	DOC	\$A	\$D	\$GN	\$GS
			2.2	2.6	-4.7	4.1	50	89	117	101	17	2.1	-4.7	66	6.2	0.0	-0.4	0.5	2.1	7	\$195	\$160	\$256	\$178



LANDFALL ANGUS BULL SALE

LOT 21 LANDFALL LORENZO R100 ^{PV}

LANDFALL JOINING SIRE

Soc Id: TFAR100
Born: 20/07/2020
Rego. Status: HBR

Index Values			
\$A	\$D	\$GN	\$GS
\$240	\$205	\$306	\$226

Genetic Status AMFU CAFU DDFU NHFU
Price

G A R INGENUITY #
 H P C A INTENSITY #
 G A R PREDESTINED 287L #
Sire: RENNYLEA L519 ^{PV}
 TE MANIA BERKLEY B1 ^{PV}
 RENNYLEA H414 ^{SV}
 RENNYLEA C310 #
 A A R TEN X 7008 S A ^{SV}
 V A R DISCOVERY 2240 ^{PV}
 DEER VALLEY RITA 0308 #
Dam: LANDFALL JOYLE P81 ^{SV}
 MATAURI REALITY 839 #
 LANDFALL JOYLE M678 #
 LANDFALL JOYLE H634 #

Traits observed: GL,CE,BWT,200WT,400WT,600WT,SC, Scan(EMA,Rib,Rump,IMF),DOC,Genomics

February 2022 TransTasman Angus Cattle Evaluation

EBV	CE-Dir	CE-Dtr	GL	BW	200	400	600	Mwt	Milk	SS	DC	CWT	EMA	Rib	Rump	RBY	IMF	DOC
	+7.3	+4.8	-10.9	+2.8	+60	+113	+148	+136	+20	+3.2	-5.6	+82	+8.7	+0.1	-1.4	+1.8	+1.7	+17
Acc	(62%)	(57%)	(85%)	(74%)	(72%)	(72%)	(73%)	(71%)	(67%)	(72%)	(44%)	(68%)	(66%)	(70%)	(67%)	(67%)	(66%)	(58%)
Perc	14	31	1	21	9	4	4	6	26	11	33	8	16	45	75	9	63	20

LOT 22 LANDFALL WEST POINT R1353 ^{PV} (ET)

LANDFALL JOINING SIRE

Soc Id: TFAR1353
Born: 07/08/2020
Rego. Status: HBR

Index Values			
\$A	\$D	\$GN	\$GS
\$214	\$163	\$300	\$200

Genetic Status AMFU CAFU DDFU NHFU
Price

G A R PROGRESS ^{SV}
 G A R MOMENTUM ^{PV}
 G A R BIG EYE 1770 #
Sire: E W A WEST POINT 7258 ^{PV}
 PLATTEMERE WEIGH UP K360 #
 E W A 3114 OF 128 WEIGH UP #
 EDGEWOOD JAUNTY 128 #
 SCHURRTP REALITY X723 #
 MATAURI REALITY 839 #
 MATAURI 06663 #
Dam: LANDFALL ELSA L88 ^{PV}
 TE MANIA EMPEROR E343 ^{PV}
 LANDFALL ELSA J139 #
 LANDFALL E103 ^{SV}

Traits observed: BWT,200WT,400WT,600WT,SC, Scan(EMA,Rib,Rump,IMF),DOC,Genomics

February 2022 TransTasman Angus Cattle Evaluation

EBV	CE-Dir	CE-Dtr	GL	BW	200	400	600	Mwt	Milk	SS	DC	CWT	EMA	Rib	Rump	RBY	IMF	DOC
	+6.2	+4.7	-9.8	+3.6	+55	+99	+133	+114	+26	+3.1	-0.6	+69	+6.9	+0.7	-0.7	+0.5	+3.3	+8
Acc	(58%)	(52%)	(73%)	(75%)	(73%)	(73%)	(74%)	(70%)	(64%)	(68%)	(43%)	(68%)	(65%)	(70%)	(66%)	(67%)	(65%)	(55%)
Perc	21	32	3	37	24	21	17	27	3	13	97	41	36	28	58	49	12	49

LOT 23 LANDFALL NEW GROUND R351 ^{PV}

LANDFALL JOINING SIRE

Soc Id: TFAR351
Born: 28/07/2020
Rego. Status: HBR

Index Values			
\$A	\$D	\$GN	\$GS
\$193	\$162	\$251	\$177

Genetic Status AMFU CAFU DDFU NHFU
Price

A A R TEN X 7008 S A ^{SV}
 V A R DISCOVERY 2240 ^{PV}
 DEER VALLEY RITA 0308 #
Sire: LANDFALL NEW GROUND N90 ^{PV}
 MATAURI REALITY 839 #
 LANDFALL ELSA L88 ^{PV}
 LANDFALL ELSA J139 #
 AYRVALE BARTEL E7 ^{PV}
 LANDFALL BARTEL M34 ^{SV}
 LANDFALL DAINTY K69 #
Dam: LANDFALL DAINTY P535 ^{SV}
 WERNER WAR PARTY 2417 #
 LANDFALL DAINTY M803 #
 LANDFALL DAINTY H645 #

Traits observed: GL,CE,BWT,200WT,400WT,600WT,SC, Scan(EMA,Rib,Rump,IMF),DOC,Genomics

February 2022 TransTasman Angus Cattle Evaluation

EBV	CE-Dir	CE-Dtr	GL	BW	200	400	600	Mwt	Milk	SS	DC	CWT	EMA	Rib	Rump	RBY	IMF	DOC
	+6.2	+1.7	-3.4	+3.8	+53	+99	+130	+137	+20	+2.8	-5.5	+71	+7.8	+0.1	+0.4	+0.8	+2.1	+13
Acc	(56%)	(47%)	(83%)	(72%)	(70%)	(70%)	(71%)	(66%)	(60%)	(66%)	(38%)	(64%)	(62%)	(67%)	(63%)	(63%)	(62%)	(55%)
Perc	21	64	71	42	33	22	22	6	26	20	35	36	24	45	29	36	47	31

LOT 24 LANDFALL LORENZO R1471 ^{SV}

LANDFALL JOINING SIRE

Soc Id: TFAR1471
Born: 09/08/2020
Rego. Status: HBR

Index Values			
\$A	\$D	\$GN	\$GS
\$190	\$150	\$246	\$171

Genetic Status AMFU CAFU DDFU NHFU
Price

G A R INGENUITY #
 H P C A INTENSITY #
 G A R PREDESTINED 287L #
Sire: RENNYLEA L519 ^{PV}
 TE MANIA BERKLEY B1 ^{PV}
 RENNYLEA H414 ^{SV}
 RENNYLEA C310 #
 CONNEALY ONWARD #
 WERNER WAR PARTY 2417 #
 BAAR USA LADY JAYE 489 #
Dam: LANDFALL ARCHER M863 #
 HYLINE RIGHT TIME 338 #
 LANDFALL ARCHER G278 #
 LANDFALL ARCHER V357 #

Traits observed: GL,CE,BWT,200WT,400WT,600WT,SC, Scan(EMA,Rib,Rump,IMF),DOC,Genomics

February 2022 TransTasman Angus Cattle Evaluation

EBV	CE-Dir	CE-Dtr	GL	BW	200	400	600	Mwt	Milk	SS	DC	CWT	EMA	Rib	Rump	RBY	IMF	DOC
	+2.0	+2.6	-6.2	+5.5	+58	+103	+145	+134	+22	+1.7	-3.3	+76	+5.9	+0.5	-0.9	+0.8	+1.4	+11
Acc	(61%)	(56%)	(84%)	(74%)	(72%)	(72%)	(73%)	(71%)	(67%)	(69%)	(44%)	(68%)	(65%)	(70%)	(66%)	(67%)	(65%)	(57%)
Perc	57	55	26	80	14	14	6	7	17	63	74	20	52	33	63	36	75	37

BREED AVERAGE 2020 DROP ANGUS		EBV	CE-Dir	CE-Dtr	GL	BWT	200	400	600	MWT	MILK	SS	DC	CWT	EMA	RIB	RUMP	RBY	IMF	DOC	\$A	\$D	\$GN	\$GS
			2.2	2.6	-4.7	4.1	50	89	117	101	17	2.1	-4.7	66	6.2	0.0	-0.4	0.5	2.1	7	\$195	\$160	\$256	\$178



LANDFALL ANGUS BULL SALE



LANDFALL ANGUS BULL SALE

LOT 25 LANDFALL MOMENTOUS R564 PV (ET)

LANDFALL JOINING SIRE

Soc Id: TFAR564
Born: 08/08/2020

Rego. Status: HBR

Purchaser

Traits observed: BWT,200WT,400WT,600WT,SC, Scan(EMA,Rib,Rump,IMF),DOC,Genomics

Index Values			
\$A	\$D	\$GN	\$GS
\$253	\$214	\$351	\$240

Genetic Status AMFU CAFU DDFU NHFU
Price

G A R PROGRESS SV
G A R MOMENTUM PV
G A R BIG EYE 1770 #
Sire: LAWSONS MOMENTOUS M518 PV
TE MANIA AFRICA A217 PV
LAWSONS AFRICA H229 SV
LAWSONS ROCKND AMBUSH E1103 PV
TE MANIA BARTEL B219 PV
AYRVALE BARTEL E7 PV
EAGLEHAWK JEDDA B32 SV
Dam: LANDFALL ANGUISH N12 SV
SITZ RLS UNDERTAKER 11582 #
LANDFALL ANGUISH L116 #
LANDFALL ANGUISH J931 #

February 2022 TransTasman Angus Cattle Evaluation

EBV	CE-Dir	CE-Dtr	GL	BW	200	400	600	Mwt	Milk	SS	DC	CWT	EMA	Rib	Rump	RBY	IMF	DOC
	-0.3	+0.4	-6.2	+4.8	+57	+101	+118	+100	+20	+2.4	-6.5	+67	+12.8	-0.1	-0.4	+0.8	+4.0	+13
Acc	(63%)	(57%)	(73%)	(74%)	(73%)	(73%)	(74%)	(71%)	(66%)	(71%)	(46%)	(69%)	(67%)	(71%)	(68%)	(68%)	(67%)	(58%)
Perc	73	74	26	66	16	18	47	52	28	33	20	49	1	51	49	36	4	32

LOT 26 LANDFALL MOMENTOUS R671 PV (ET)

LANDFALL JOINING SIRE

Soc Id: TFAR671
Born: 10/08/2020

Rego. Status: HBR

Purchaser

Traits observed: BWT,200WT,400WT,600WT,SC, Scan(EMA,Rib,Rump,IMF),DOC,Genomics

Index Values			
\$A	\$D	\$GN	\$GS
\$202	\$163	\$297	\$187

Genetic Status AMFU CAFU DDFU NHFU
Price

G A R PROGRESS SV
G A R MOMENTUM PV
G A R BIG EYE 1770 #
Sire: LAWSONS MOMENTOUS M518 PV
TE MANIA AFRICA A217 PV
LAWSONS AFRICA H229 SV
LAWSONS ROCKND AMBUSH E1103 PV
A A R TEN X 7008 S A SV
V A R DISCOVERY 2240 PV
DEER VALLEY RITA 0308 #
Dam: LANDFALL ELSA P313 PV
MATAURI REALITY 839 #
LANDFALL ELSA L88 PV
LANDFALL ELSA J139 #

February 2022 TransTasman Angus Cattle Evaluation

EBV	CE-Dir	CE-Dtr	GL	BW	200	400	600	Mwt	Milk	SS	DC	CWT	EMA	Rib	Rump	RBY	IMF	DOC
	+5.1	+2.0	-5.8	+3.0	+53	+100	+121	+119	+23	+4.0	-2.6	+68	+5.3	-1.0	-1.2	-0.1	+4.3	+12
Acc	(63%)	(56%)	(71%)	(73%)	(73%)	(72%)	(74%)	(70%)	(66%)	(71%)	(45%)	(69%)	(67%)	(71%)	(68%)	(67%)	(67%)	(60%)
Perc	30	61	31	24	30	20	41	20	12	3	84	45	63	77	71	73	2	35

LOT 27 LANDFALL LORENZO R594 PV

LANDFALL JOINING SIRE

Soc Id: TFAR594
Born: 10/08/2020

Rego. Status: HBR

Purchaser

Traits observed: GL,CE,BWT,200WT,400WT,600WT,SC, Scan(EMA,Rib,Rump,IMF),DOC,Genomics

Index Values			
\$A	\$D	\$GN	\$GS
\$224	\$176	\$303	\$207

Genetic Status AMFU CAFU DDFU NHFU
Price

G A R INGENUITY #
H P C A INTENSITY #
G A R PREDESTINED 287L #
Sire: RENNYLEA L519 PV
TE MANIA BERKLEY B1 PV
RENNYLEA H414 SV
RENNYLEA C310 #
CONNEALY CONSENSUS 7229 SV
V A R GENERATION 2100 PV
SANDPOINT BLACKBIRD 8809 #
Dam: LANDFALL JOYLE N1042 PV
ARDROSSAN DIRECTION W109 PV
LANDFALL JOYLE D30 SV
LANDFALL JOYLE X125 #

February 2022 TransTasman Angus Cattle Evaluation

EBV	CE-Dir	CE-Dtr	GL	BW	200	400	600	Mwt	Milk	SS	DC	CWT	EMA	Rib	Rump	RBY	IMF	DOC
	+4.6	+7.4	-3.9	+3.6	+59	+109	+147	+128	+26	+1.0	-3.9	+88	+6.5	+1.9	+0.1	-0.7	+2.6	+27
Acc	(61%)	(56%)	(83%)	(73%)	(71%)	(71%)	(72%)	(70%)	(66%)	(71%)	(44%)	(67%)	(65%)	(69%)	(66%)	(66%)	(65%)	(59%)
Perc	35	9	63	37	12	7	5	11	3	88	64	3	42	8	36	89	29	5

LOT 28 LANDFALL LORENZO R625 PV

LANDFALL JOINING SIRE

Soc Id: TFAR625
Born: 09/08/2020

Rego. Status: HBR

Purchaser

Traits observed: GL,CE,BWT,200WT,400WT,600WT,SC, Scan(EMA,Rib,Rump,IMF),DOC,Genomics

Index Values			
\$A	\$D	\$GN	\$GS
\$232	\$179	\$323	\$221

Genetic Status AMFU CAFU DDFU NHFU
Price

G A R INGENUITY #
H P C A INTENSITY #
G A R PREDESTINED 287L #
Sire: RENNYLEA L519 PV
TE MANIA BERKLEY B1 PV
RENNYLEA H414 SV
RENNYLEA C310 #
A A R TEN X 7008 S A SV
V A R FOREMAN 3339 PV
SANDPOINT BLACKBIRD 8809 #
Dam: LANDFALL ELSA N338 SV
TE MANIA SHEEN S155 #
LANDFALL ELSA C127 #
LANDFALL ELSA A96 #

February 2022 TransTasman Angus Cattle Evaluation

EBV	CE-Dir	CE-Dtr	GL	BW	200	400	600	Mwt	Milk	SS	DC	CWT	EMA	Rib	Rump	RBY	IMF	DOC
	+6.4	+4.9	-6.2	+2.6	+58	+106	+141	+136	+18	+2.2	-5.1	+82	+6.9	+3.2	+3.3	-1.7	+3.7	+15
Acc	(60%)	(55%)	(84%)	(74%)	(71%)	(71%)	(72%)	(70%)	(66%)	(71%)	(43%)	(67%)	(65%)	(69%)	(66%)	(66%)	(65%)	(58%)
Perc	20	30	26	18	15	10	9	6	47	41	42	9	36	2	2	99	6	25

BREED AVERAGE 2020 DROP ANGUS	EBV	CE-Dir	CE-Dtr	GL	BWT	200	400	600	MWT	MILK	SS	DC	CWT	EMA	RIB	RUMP	RBY	IMF	DOC	\$A	\$D	\$GN	\$GS
		2.2	2.6	-4.7	4.1	50	89	117	101	17	2.1	-4.7	66	6.2	0.0	-0.4	0.5	2.1	7	\$195	\$160	\$256	\$178



LANDFALL ANGUS BULL SALE

LOT 29 LANDFALL LORENZO R1312 ^{PV}

LANDFALL JOINING SIRE

Soc Id: TFAR1312
Born: 06/08/2020

Rego. Status: APR

Purchaser

Traits observed: GL,CE,BWT,200WT,400WT,600WT,SC, Scan(EMA,Rib,Rump,IMF),DOC,Genomics

Index Values			
\$A	\$D	\$GN	\$GS
\$200	\$156	\$274	\$186

Genetic Status AMFU CAFU DDFU NHFU
Price

G A R INGENUITY #
H P C A INTENSITY #
G A R PREDESTINED 287L #
Sire: RENNYLEA L519 ^{PV}
TE MANIA BERKLEY B1 ^{PV}
RENNYLEA H414 ^{SV}
RENNYLEA C310 #
TC ABERDEEN 759 ^{SV}
LANDFALL HANK H68 ^{PV}
LANDFALL POLLY F353 ^{SV}
Dam: LANDFALL GEISHA N29 ^{PV}
COONAMBLE ELEVATOR E11 ^{PV}
LANDFALL GEISHA J635 #
LANDFALL GEISHA F602 #

February 2022 TransTasman Angus Cattle Evaluation

EBV	CE-Dir	CE-Dtr	GL	BW	200	400	600	Mwt	Milk	SS	DC	CWT	EMA	Rib	Rump	RBY	IMF	DOC
	+6.0	+5.5	-5.9	+2.5	+53	+106	+141	+138	+18	+0.9	-4.6	+75	+4.1	+1.9	+2.9	-2.3	+3.3	+16
Acc	(63%)	(58%)	(85%)	(74%)	(74%)	(73%)	(74%)	(73%)	(69%)	(70%)	(45%)	(69%)	(67%)	(72%)	(68%)	(68%)	(67%)	(58%)
Perc	23	24	30	16	31	9	9	6	43	90	51	20	81	8	2	99	12	23

LOT 30 LANDFALL NOBLEMAN R353 ^{PV}

LANDFALL JOINING SIRE

Soc Id: TFAR353
Born: 28/07/2020

Rego. Status: HBR

Purchaser

Traits observed: GL,CE,BWT,200WT,400WT,600WT,SC, Scan(EMA,Rib,Rump,IMF),DOC,Genomics

Index Values			
\$A	\$D	\$GN	\$GS
\$205	\$157	\$279	\$194

Genetic Status AMFU,CAFU,DDF,NHFU
Price

RENNYLEA EDMUND E11 ^{PV}
LANDFALL KEYSTONE K132 ^{PV}
LANDFALL ARCHER H807 ^{SV}
Sire: LANDFALL NOBLEMAN N106 ^{SV}
LANDFALL HANK H68 ^{PV}
LANDFALL ARCHER L118 ^{SV}
LANDFALL ARCHER J831 #
BASIN FRANCHISE P142 #
EF COMPLEMENT 8088 ^{PV}
EF EVERELDA INTENSE 6117 #
Dam: LANDFALL ELSA P186 ^{SV}
LCC NEW STANDARD ^{SV}
LANDFALL ELSA M821 #
LANDFALL ELSA J622 #

February 2022 TransTasman Angus Cattle Evaluation

EBV	CE-Dir	CE-Dtr	GL	BW	200	400	600	Mwt	Milk	SS	DC	CWT	EMA	Rib	Rump	RBY	IMF	DOC
	+4.3	+2.7	-3.5	+2.7	+54	+113	+157	+135	+27	+3.5	-3.9	+87	+3.4	-1.4	-1.4	-0.5	+3.2	+2
Acc	(57%)	(50%)	(84%)	(73%)	(70%)	(70%)	(71%)	(67%)	(61%)	(69%)	(40%)	(64%)	(63%)	(67%)	(64%)	(64%)	(63%)	(55%)
Perc	37	54	70	19	26	3	2	7	3	7	64	4	89	85	75	85	14	67

LOT 31 LANDFALL LORENZO R84 ^{PV}

LANDFALL JOINING SIRE

Soc Id: TFAR84
Born: 18/07/2020

Rego. Status: HBR

Purchaser

Traits observed: GL,CE,BWT,200WT,400WT,600WT,SC, Scan(EMA,Rib,Rump,IMF),DOC,Genomics

Index Values			
\$A	\$D	\$GN	\$GS
\$230	\$186	\$303	\$215

Genetic Status AMFU CAFU DDFU NHFU
Price

G A R INGENUITY #
H P C A INTENSITY #
G A R PREDESTINED 287L #
Sire: RENNYLEA L519 ^{PV}
TE MANIA BERKLEY B1 ^{PV}
RENNYLEA H414 ^{SV}
RENNYLEA C310 #
BASIN PAYWEIGHT 1682 ^{PV}
LANDFALL PAYWEIGHT M142 ^{SV}
LANDFALL JOYLE K530 #
Dam: LANDFALL JOYLE P1225 ^{SV}
LANDFALL FORCE F3 ^{SV}
LANDFALL JOYLE L295 #
LANDFALL JOYLE H535 #

February 2022 TransTasman Angus Cattle Evaluation

EBV	CE-Dir	CE-Dtr	GL	BW	200	400	600	Mwt	Milk	SS	DC	CWT	EMA	Rib	Rump	RBY	IMF	DOC
	+4.2	+3.5	-9.4	+5.0	+57	+107	+141	+118	+20	+1.3	-5.0	+79	+9.1	+2.2	+1.6	-0.8	+2.7	+13
Acc	(59%)	(54%)	(83%)	(73%)	(70%)	(70%)	(71%)	(69%)	(64%)	(69%)	(40%)	(66%)	(63%)	(68%)	(64%)	(65%)	(63%)	(55%)
Perc	38	45	3	70	17	8	9	21	25	79	44	13	13	6	9	91	26	31

LOT 32 LANDFALL LORENZO R1487 ^{PV} (ET)

LANDFALL JOINING SIRE

Soc Id: TFAR1487
Born: 09/08/2020

Rego. Status: HBR

Purchaser

Traits observed: BWT,200WT,400WT,600WT,SC, Scan(EMA,Rib,Rump,IMF),DOC,Genomics

Index Values			
\$A	\$D	\$GN	\$GS
\$206	\$168	\$270	\$191

Genetic Status AMFU CAFU DDFU NHFU
Price

G A R INGENUITY #
H P C A INTENSITY #
G A R PREDESTINED 287L #
Sire: RENNYLEA L519 ^{PV}
TE MANIA BERKLEY B1 ^{PV}
RENNYLEA H414 ^{SV}
RENNYLEA C310 #
CONNEALY FRONTLINE #
S A V FRONT RUNNER 0713 #
JACS BLOSSOM 5357 #
Dam: LANDFALL ARCHER H807 ^{SV}
DUNOON REAGAN R093+96 ^{SV}
LANDFALL ARCHER X9 ^{PV}
LANDFALL ARCHER T74 #

February 2022 TransTasman Angus Cattle Evaluation

EBV	CE-Dir	CE-Dtr	GL	BW	200	400	600	Mwt	Milk	SS	DC	CWT	EMA	Rib	Rump	RBY	IMF	DOC
	+2.5	+5.2	-6.6	+4.1	+57	+110	+149	+141	+19	+1.7	-5.3	+94	+5.7	-0.3	-0.5	+0.0	+2.2	+14
Acc	(64%)	(58%)	(71%)	(75%)	(73%)	(73%)	(74%)	(72%)	(68%)	(72%)	(45%)	(68%)	(67%)	(70%)	(67%)	(67%)	(66%)	(63%)
Perc	53	27	21	49	17	6	4	4	38	63	38	1	56	57	52	70	43	27

BREED AVERAGE 2020 DROP ANGUS	EBV	CE-Dir	CE-Dtr	GL	BWT	200	400	600	MWT	MILK	SS	DC	CWT	EMA	RIB	RUMP	RBY	IMF	DOC	\$A	\$D	\$GN	\$GS
		2.2	2.6	-4.7	4.1	50	89	117	101	17	2.1	-4.7	66	6.2	0.0	-0.4	0.5	2.1	7	\$195	\$160	\$256	\$178



LANDFALL ANGUS BULL SALE

LOT 33 LANDFALL NOBLEMAN R121 ^{PV}

LANDFALL JOINING SIRE

Soc Id: TFAR121
Born: 21/07/2020

Rego. Status: HBR

Purchaser

Traits observed: GL,CE,BWT,200WT,400WT,600WT,SC, Scan(EMA,Rib,Rump,IMF),DOC,Genomics

Index Values			
\$A	\$D	\$GN	\$GS
\$230	\$184	\$318	\$217

Genetic Status AMFU CAFU DDFU NHFU
Price

RENNYLEA EDMUND E11 ^{PV}
LANDFALL KEYSTONE K132 ^{PV}
LANDFALL ARCHER H807 ^{SV}
Sire: LANDFALL NOBLEMAN N106 ^{SV}
LANDFALL HANK H68 ^{PV}
LANDFALL ARCHER L118 ^{SV}
LANDFALL ARCHER J831 [#]
BASIN FRANCHISE P142 [#]
EF COMPLEMENT 8088 ^{PV}
EF EVERELDA ENTENSE 6117 [#]
Dam: LANDFALL ARCHER P1095 ^{PV}
STEVENSON CATTLEMAN R142 [#]
LANDFALL ARCHER F95 ^{SV}
LANDFALL ARCHER C4 ^{SV}

February 2022 TransTasman Angus Cattle Evaluation

EBV	CE-Dir	CE-Dtr	GL	BW	200	400	600	Mwt	Milk	SS	DC	CWT	EMA	Rib	Rump	RBY	IMF	DOC
	+2.1	+2.8	-8.5	+3.9	+63	+117	+155	+143	+17	+2.7	-5.0	+91	+4.9	-0.8	-1.6	-0.4	+3.4	+2
Acc	(58%)	(50%)	(84%)	(74%)	(72%)	(72%)	(72%)	(69%)	(63%)	(71%)	(41%)	(66%)	(64%)	(68%)	(65%)	(65%)	(64%)	(57%)
Perc	56	53	6	44	5	2	2	4	51	23	44	2	70	72	79	82	10	68

LOT 34 LANDFALL FIREBALL R676 ^{PV} (ET)

LANDFALL JOINING SIRE

Soc Id: TFAR676
Born: 10/08/2020

Rego. Status: HBR

Purchaser

Traits observed: BWT,200WT,400WT,600WT,SC, Scan(EMA,Rib,Rump,IMF),DOC,Genomics

Index Values			
\$A	\$D	\$GN	\$GS
\$243	\$197	\$333	\$231

Genetic Status AMFU CAFU DDFU NHFU
Price

G A R SURE FIRE ^{SV}
G A R SURE FIRE 6404 [#]
G A R COMPLETE N281 [#]
Sire: GB FIREBALL 672 ^{PV}
G A R ANTICIPATION [#]
GB ANTICIPATION 432 [#]
GB AMBUSH 269 [#]
A A R TEN X 7008 S A ^{SV}
V A R DISCOVERY 2240 ^{PV}
DEER VALLEY RITA 0308 [#]
Dam: LANDFALL ELSA P353 ^{PV}
MATAURI REALITY 839 [#]
LANDFALL ELSA L88 ^{PV}
LANDFALL ELSA J139 [#]

February 2022 TransTasman Angus Cattle Evaluation

EBV	CE-Dir	CE-Dtr	GL	BW	200	400	600	Mwt	Milk	SS	DC	CWT	EMA	Rib	Rump	RBY	IMF	DOC
	+7.0	+8.0	-7.2	+4.6	+60	+105	+136	+134	+16	+5.4	-6.2	+72	+4.8	+0.2	-0.1	+0.5	+4.1	-5
Acc	(60%)	(48%)	(71%)	(74%)	(72%)	(72%)	(72%)	(68%)	(63%)	(69%)	(39%)	(66%)	(64%)	(69%)	(65%)	(65%)	(64%)	(58%)
Perc	16	6	15	62	9	11	14	7	67	1	24	32	72	42	41	49	3	85

LOT 35 LANDFALL NEW GROUND R1206 ^{PV} (ET)

LANDFALL JOINING SIRE

Soc Id: TFAR1206
Born: 04/08/2020

Rego. Status: HBR

Purchaser

Traits observed: BWT,200WT,400WT,600WT,SC, Scan(EMA,Rib,Rump,IMF),DOC,Genomics

Index Values			
\$A	\$D	\$GN	\$GS
\$240	\$202	\$316	\$225

Genetic Status AMFU CAFU DDFU NHFU
Price

A A R TEN X 7008 S A ^{SV}
V A R DISCOVERY 2240 ^{PV}
DEER VALLEY RITA 0308 [#]
Sire: LANDFALL NEW GROUND N90 ^{PV}
MATAURI REALITY 839 [#]
LANDFALL ELSA L88 ^{PV}
LANDFALL ELSA J139 [#]
TE MANIA BARTEL B219 ^{PV}
AYRVALE BARTEL E7 ^{PV}
EAGLEHAWK JEDDA B32 ^{SV}
Dam: LANDFALL POLLY M24 ^{SV}
SITZ UPWARD 307R ^{SV}
LANDFALL POLLY K347 [#]
LANDFALL POLLY F353 ^{SV}

February 2022 TransTasman Angus Cattle Evaluation

EBV	CE-Dir	CE-Dtr	GL	BW	200	400	600	Mwt	Milk	SS	DC	CWT	EMA	Rib	Rump	RBY	IMF	DOC
	+5.4	+4.5	-11.2	+3.2	+62	+111	+144	+144	+20	+4.3	-4.6	+86	+7.1	-0.8	-0.8	+2.1	+2.2	+22
Acc	(61%)	(53%)	(74%)	(75%)	(74%)	(74%)	(75%)	(71%)	(65%)	(70%)	(45%)	(68%)	(67%)	(71%)	(68%)	(68%)	(67%)	(60%)
Perc	28	34	1	29	6	5	7	3	31	2	51	5	33	72	60	5	43	12

LOT 36 LANDFALL NEW GROUND R542 ^{PV}

LANDFALL JOINING SIRE

Soc Id: TFAR542
Born: 07/08/2020

Rego. Status: HBR

Purchaser

Traits observed: GL,CE,BWT,200WT,400WT,600WT,SC, Scan(EMA,Rib,Rump,IMF),DOC,Genomics

Index Values			
\$A	\$D	\$GN	\$GS
\$204	\$167	\$268	\$190

Genetic Status AMFU CAFU DDFU NHFU
Price

A A R TEN X 7008 S A ^{SV}
V A R DISCOVERY 2240 ^{PV}
DEER VALLEY RITA 0308 [#]
Sire: LANDFALL NEW GROUND N90 ^{PV}
MATAURI REALITY 839 [#]
LANDFALL ELSA L88 ^{PV}
LANDFALL ELSA J139 [#]
SUMMITCREST COMPLETE 1P55 [#]
GAFFNEY COMPETITOR 361 ^{PV}
R B LADY STANDARD 305-890 [#]
Dam: LANDFALL DAME N653 ^{SV}
TE MANIA EMPEROR E343 ^{PV}
LANDFALL DAME K716 [#]
LANDFALL DAME E779 [#]

February 2022 TransTasman Angus Cattle Evaluation

EBV	CE-Dir	CE-Dtr	GL	BW	200	400	600	Mwt	Milk	SS	DC	CWT	EMA	Rib	Rump	RBY	IMF	DOC
	+1.7	-2.4	-3.6	+4.2	+56	+98	+128	+124	+14	+5.4	-7.3	+70	+3.8	+1.9	+1.1	-0.3	+2.5	+21
Acc	(58%)	(49%)	(85%)	(74%)	(73%)	(72%)	(73%)	(69%)	(63%)	(69%)	(41%)	(67%)	(65%)	(70%)	(66%)	(66%)	(65%)	(53%)
Perc	59	90	68	52	20	24	26	14	76	1	11	37	85	8	15	80	32	12

BREED AVERAGE 2020 DROP ANGUS		EBV	CE-Dir	CE-Dtr	GL	BWT	200	400	600	MWT	MILK	SS	DC	CWT	EMA	RIB	RUMP	RBY	IMF	DOC	\$A	\$D	\$GN	\$GS
		2.2	2.6	-4.7	4.1	50	89	117	101	17	2.1	-4.7	66	6.2	0.0	-0.4	0.5	2.1	7	\$195	\$160	\$256	\$178	



LANDFALL ANGUS BULL SALE

LOT 37 LANDFALL LORENZO R601 ^{PV}

LANDFALL JOINING SIRE

Soc Id: TFAR601
Born: 08/08/2020

Rego. Status: APR

Purchaser

Traits observed: GL,CE,BWT,200WT,400WT,600WT,SC, Scan(EMA,Rib,Rump,IMF),DOC,Genomics

Index Values			
\$A	\$D	\$GN	\$GS
\$193	\$164	\$263	\$177

Genetic Status AMFU CAFU DDFU NHFU
Price

G A R INGENUITY #
H P C A INTENSITY #
G A R PREDESTINED 287L #
Sire: RENNYLEA L519 ^{PV}
TE MANIA BERKLEY B1 ^{PV}
RENNYLEA H414 ^{SV}
RENNYLEA C310 #
COONAMBLE Z3 ^{PV}
COONAMBLE ELEVATOR E11 ^{PV}
BANGADANG B31 ^{SV}
Dam: LANDFALL GEISHA J635 #
TE MANIA INFINITY 04 379 AB #
LANDFALL GEISHA F602 #
LANDFALL GEISHA A510 #

February 2022 TransTasman Angus Cattle Evaluation

EBV	CE-Dir	CE-Dtr	GL	BW	200	400	600	Mwt	Milk	SS	DC	CWT	EMA	Rib	Rump	RBY	IMF	DOC
	+0.3	-0.8	-2.6	+5.2	+51	+105	+130	+131	+22	+0.6	-5.1	+77	+9.5	+0.9	+0.9	-0.1	+3.2	+26
Acc	(63%)	(58%)	(85%)	(76%)	(75%)	(74%)	(75%)	(73%)	(70%)	(73%)	(45%)	(70%)	(67%)	(72%)	(69%)	(68%)	(67%)	(59%)
Perc	69	82	82	74	42	10	22	9	15	95	42	17	10	23	19	73	14	6

LOT 38 LANDFALL ASHLAND R1217 ^{SV}

LANDFALL JOINING SIRE

Soc Id: TFAR1217
Born: 04/08/2020

Rego. Status: HBR

Purchaser

Traits observed: GL,CE,BWT,200WT,400WT,600WT,SC, Scan(EMA,Rib,Rump,IMF),DOC,Genomics

Index Values			
\$A	\$D	\$GN	\$GS
\$246	\$202	\$329	\$230

Genetic Status AMFU CAFU DDFU NHFU
Price

G A R DAYLIGHT #
G A R EARLY BIRD #
G A R PROGRESS 830 #
Sire: G A R ASHLAND ^{PV}
B/R AMBUSH 28 #
CHAIR ROCK AMBUSH 1018 #
G A R YIELD GRADE N366 #
TUWHARETOA REGENT D145 ^{PV}
MILWILLAH GATSBY G279 ^{PV}
MILWILLAH LOWAN D112 ^{SV}
Dam: LANDFALL DAINTY K576 #
CLUNIE RANGE XTRACTOR X60 ^{SV}
LANDFALL DAINTY D216 #
LANDFALL DAINTY A97 ^{PV}

February 2022 TransTasman Angus Cattle Evaluation

EBV	CE-Dir	CE-Dtr	GL	BW	200	400	600	Mwt	Milk	SS	DC	CWT	EMA	Rib	Rump	RBY	IMF	DOC
	+4.4	+5.5	-10.7	+2.4	+51	+89	+113	+91	+16	+0.5	-5.4	+69	+8.0	-1.1	-2.3	+1.4	+2.9	-9
Acc	(61%)	(51%)	(84%)	(74%)	(72%)	(71%)	(73%)	(69%)	(65%)	(71%)	(40%)	(66%)	(65%)	(69%)	(65%)	(66%)	(65%)	(58%)
Perc	36	24	1	15	42	51	60	68	59	96	36	39	22	79	90	16	21	92

LOT 39 LANDFALL NOBLEMAN R452 ^{PV}

LANDFALL JOINING SIRE

Soc Id: TFAR452
Born: 05/08/2020

Rego. Status: HBR

Purchaser

Traits observed: GL,CE,BWT,200WT,400WT,600WT,SC, Scan(EMA,Rib,Rump,IMF),DOC,Genomics

Index Values			
\$A	\$D	\$GN	\$GS
\$228	\$185	\$320	\$215

Genetic Status AMFU CAFU DDFU NHFU
Price

RENNYLEA EDMUND E11 ^{PV}
LANDFALL KEYSTONE K132 ^{PV}
LANDFALL ARCHER H807 ^{SV}
Sire: LANDFALL NOBLEMAN N106 ^{SV}
LANDFALL HANK H68 ^{PV}
LANDFALL ARCHER L118 ^{SV}
LANDFALL ARCHER J831 #
A A R TEN X 7008 S A ^{SV}
V A R DISCOVERY 2240 ^{PV}
DEER VALLEY RITA 0308 #
Dam: LANDFALL PRINCESS N917 ^{PV}
TE MANIA INFINITY 04 379 AB #
LANDFALL PRINCESS D48 #
LANDFALL B453 #

February 2022 TransTasman Angus Cattle Evaluation

EBV	CE-Dir	CE-Dtr	GL	BW	200	400	600	Mwt	Milk	SS	DC	CWT	EMA	Rib	Rump	RBY	IMF	DOC
	+8.3	+6.5	-6.2	+0.0	+55	+107	+135	+123	+24	+3.1	-3.9	+74	+3.5	-1.1	-1.9	+0.0	+3.4	-4
Acc	(57%)	(49%)	(84%)	(74%)	(71%)	(71%)	(72%)	(68%)	(63%)	(71%)	(40%)	(65%)	(64%)	(68%)	(65%)	(65%)	(63%)	(56%)
Perc	9	15	26	2	23	9	15	15	7	13	64	24	88	79	85	70	10	83

LOT 40 LANDFALL NEW GROUND R1433 ^{PV} (ET)

LANDFALL JOINING SIRE

Soc Id: TFAR1433
Born: 08/08/2020

Rego. Status: HBR

Purchaser

Traits observed: BWT,200WT,400WT,600WT,SC, Scan(EMA,Rib,Rump,IMF),DOC,Genomics

Index Values			
\$A	\$D	\$GN	\$GS
\$234	\$182	\$317	\$224

Genetic Status AMFU CAFU DDFU NHFU
Price

A A R TEN X 7008 S A ^{SV}
V A R DISCOVERY 2240 ^{PV}
DEER VALLEY RITA 0308 #
Sire: LANDFALL NEW GROUND N90 ^{PV}
MATAURI REALITY 839 #
LANDFALL ELSA L88 ^{PV}
LANDFALL ELSA J139 #
SYDGEN TRUST 6228 #
SYDGEN BLACK PEARL 2006 ^{PV}
SYDGEN ANITA 8611 #
Dam: LANDFALL ELINE M59 ^{PV}
RENNYLEA EDMUND E11 ^{PV}
LANDFALL ELINE K57 ^{SV}
LANDFALL ELINE H44 #

February 2022 TransTasman Angus Cattle Evaluation

EBV	CE-Dir	CE-Dtr	GL	BW	200	400	600	Mwt	Milk	SS	DC	CWT	EMA	Rib	Rump	RBY	IMF	DOC
	+3.8	+1.8	-7.9	+4.1	+56	+98	+131	+113	+19	+3.8	-5.3	+78	+9.9	+4.3	+2.8	-0.7	+3.3	+22
Acc	(61%)	(52%)	(74%)	(75%)	(74%)	(74%)	(75%)	(71%)	(65%)	(72%)	(44%)	(68%)	(67%)	(71%)	(68%)	(67%)	(67%)	(62%)
Perc	42	63	9	49	19	23	20	28	36	4	38	14	8	1	3	89	12	11

BREED AVERAGE 2020 DROP ANGUS																						
EBV	CE-Dir	CE-Dtr	GL	BWT	200	400	600	MWT	MILK	SS	DC	CWT	EMA	RIB	RUMP	RBY	IMF	DOC	\$A	\$D	\$GN	\$GS
	2.2	2.6	-4.7	4.1	50	89	117	101	17	2.1	-4.7	66	6.2	0.0	-0.4	0.5	2.1	7	\$195	\$160	\$256	\$178



LANDFALL ANGUS BULL SALE

LOT 41 LANDFALL NEW GROUND R1425 PV (ET)

LANDFALL JOINING SIRE

Soc Id: TFAR1425
Born: 08/08/2020

Rego. Status: HBR

Purchaser

Traits observed: BWT,200WT,400WT,600WT,SC, Scan(EMA,Rib,Rump,IMF),DOC,Genomics

Index Values			
\$A	\$D	\$GN	\$GS
\$214	\$170	\$277	\$202

Genetic Status AMFU CAFU DDFU NHFU
Price

A A R TEN X 7008 S A SV
V A R DISCOVERY 2240 PV
DEER VALLEY RITA 0308 #
Sire: **LANDFALL NEW GROUND N90 PV**
MATAURI REALITY 839 #
LANDFALL ELSA L88 PV
LANDFALL ELSA J139 #
SYDGEN TRUST 6228 #
SYDGEN BLACK PEARL 2006 PV
SYDGEN ANITA 8611 #
Dam: **LANDFALL ELINE M59 PV**
RENNYLEA EDMUND E11 PV
LANDFALL ELINE K57 SV
LANDFALL ELINE H44 #

February 2022 TransTasman Angus Cattle Evaluation

EBV	CE-Dir	CE-Dtr	GL	BW	200	400	600	Mwt	Milk	SS	DC	CWT	EMA	Rib	Rump	RBY	IMF	DOC
+3.5	+0.0	-5.3	+4.2	+54	+95	+131	+110	+21	+5.1	-6.9	+73	+6.4	+3.3	+1.3	-0.2	+2.2	+22	
Acc	(61%)	(52%)	(74%)	(75%)	(74%)	(74%)	(75%)	(71%)	(65%)	(72%)	(44%)	(68%)	(67%)	(71%)	(68%)	(67%)	(66%)	(62%)
Perc	44	77	39	52	26	31	20	33	21	1	15	27	44	2	13	77	43	11

LOT 42 LANDFALL LORENZO R1851 PV (ET)

LANDFALL JOINING SIRE

Soc Id: TFAR1851
Born: 31/08/2020

Rego. Status: HBR

Purchaser

Traits observed: BWT,200WT,400WT,600WT,SC, Scan(EMA,Rib,Rump,IMF),DOC,Genomics

Index Values			
\$A	\$D	\$GN	\$GS
\$217	\$166	\$299	\$206

Genetic Status AMFU CAFU DDFU NHFU
Price

G A R INGENUITY #
H P C A INTENSITY #
G A R PREDESTINED 287L #
Sire: **RENNYLEA L519 PV**
TE MANIA BERKLEY B1 PV
RENNYLEA H414 SV
RENNYLEA C310 #
T C ABERDEEN 759 SV
LANDFALL HANK H68 PV
LANDFALL POLLY F353 SV
Dam: **LANDFALL DAINTY L198 SV**
LANDFALL INFINTY D17 SV
LANDFALL DAINTY J922 #
LANDFALL DAINTY C155 #

February 2022 TransTasman Angus Cattle Evaluation

EBV	CE-Dir	CE-Dtr	GL	BW	200	400	600	Mwt	Milk	SS	DC	CWT	EMA	Rib	Rump	RBY	IMF	DOC
+3.0	-0.5	-4.0	+4.7	+54	+105	+141	+116	+25	+2.6	-6.5	+77	+5.6	+2.9	+2.9	-2.5	+3.8	+10	
Acc	(63%)	(58%)	(71%)	(75%)	(74%)	(74%)	(75%)	(72%)	(67%)	(70%)	(43%)	(69%)	(66%)	(70%)	(67%)	(67%)	(66%)	(63%)
Perc	49	80	61	64	26	11	8	23	5	26	20	17	58	3	2	99	5	41

LOT 43 LANDFALL ASHLAND R555 SV

LANDFALL JOINING SIRE

Soc Id: TFAR555
Born: 07/08/2020

Rego. Status: HBR

Purchaser

Traits observed: GL,CE,BWT,200WT,400WT,600WT,SC, Scan(EMA,Rib,Rump,IMF),DOC,Genomics

Index Values			
\$A	\$D	\$GN	\$GS
\$289	\$244	\$390	\$279

Genetic Status AMFU CAFU DDFU NHFU
Price

G A R DAYLIGHT #
G A R EARLY BIRD #
G A R PROGRESS 830 #
Sire: **G A R ASHLAND PV**
B/R AMBUSH 28 #
CHAIR ROCK AMBUSH 1018 #
G A R YIELD GRADE N366 #
TE MANIA AMBASSADOR A134 SV
TUWHARETOA REGENT D145 PV
LAWSONS HENRY VIII Y5 SV
Dam: **LANDFALL ELSA K729 #**
LANDFALL COMMANDER C47 SV
LANDFALL ELSA E56 SV
LANDFALL ELSA C127 #

February 2022 TransTasman Angus Cattle Evaluation

EBV	CE-Dir	CE-Dtr	GL	BW	200	400	600	Mwt	Milk	SS	DC	CWT	EMA	Rib	Rump	RBY	IMF	DOC
+3.5	+4.5	-7.1	+2.3	+55	+100	+118	+84	+18	+1.5	-6.0	+78	+13.7	+0.3	+0.1	+1.2	+3.6	-3	
Acc	(61%)	(51%)	(83%)	(74%)	(71%)	(71%)	(72%)	(69%)	(65%)	(71%)	(41%)	(66%)	(65%)	(68%)	(65%)	(65%)	(64%)	(58%)
Perc	44	34	16	14	25	20	46	79	47	72	27	15	1	39	36	22	7	82

LOT 44 LANDFALL ASHLAND R1355 PV (ET)

LANDFALL JOINING SIRE

Soc Id: TFAR1355
Born: 07/08/2020

Rego. Status: HBR

Purchaser

Traits observed: BWT,200WT,400WT,600WT,SC, Scan(EMA,Rib,Rump,IMF),DOC,Genomics

Index Values			
\$A	\$D	\$GN	\$GS
\$257	\$212	\$352	\$245

Genetic Status AMFU CAFU DDFU NHFU
Price

G A R DAYLIGHT #
G A R EARLY BIRD #
G A R PROGRESS 830 #
Sire: **G A R ASHLAND PV**
B/R AMBUSH 28 #
CHAIR ROCK AMBUSH 1018 #
G A R YIELD GRADE N366 #
A A R TEN X 7008 S A SV
V A R DISCOVERY 2240 PV
DEER VALLEY RITA 0308 #
Dam: **LANDFALL ARCHER N829 SV**
LANDFALL DIRECTION C23 PV
LANDFALL ARCHER E179 #
LANDFALL ARCHER A296 #

February 2022 TransTasman Angus Cattle Evaluation

EBV	CE-Dir	CE-Dtr	GL	BW	200	400	600	Mwt	Milk	SS	DC	CWT	EMA	Rib	Rump	RBY	IMF	DOC
+4.2	+8.2	-6.8	+3.1	+59	+115	+146	+122	+23	+1.1	-2.6	+79	+10.3	-1.0	-1.0	+0.9	+3.4	-17	
Acc	(61%)	(50%)	(73%)	(74%)	(72%)	(72%)	(73%)	(69%)	(65%)	(70%)	(39%)	(67%)	(65%)	(69%)	(66%)	(66%)	(65%)	(60%)
Perc	38	5	19	26	11	3	5	17	10	85	84	12	7	77	66	32	10	98

BREED AVERAGE 2020 DROP ANGUS	EBV	CE-Dir	CE-Dtr	GL	BWT	200	400	600	MWT	MILK	SS	DC	CWT	EMA	RIB	RUMP	RBY	IMF	DOC	\$A	\$D	\$GN	\$GS
	2.2	2.6	-4.7	4.1	50	89	117	101	17	2.1	-4.7	66	6.2	0.0	-0.4	0.5	2.1	7	\$195	\$160	\$256	\$178	



LANDFALL ANGUS BULL SALE



LANDFALL ANGUS BULL SALE

LOT 45 LANDFALL BEAST MODE R1198 ^{SV}

LANDFALL JOINING SIRE

Soc Id: TFAR1198
Born: 04/08/2020

Rego. Status: HBR

Purchaser

Traits observed: GL,CE,BWT,200WT,400WT,600WT,SC, Scan(EMA,Rib,Rump,IMF),DOC,Genomics

Index Values			
\$A	\$D	\$GN	\$GS
\$235	\$202	\$308	\$216

Genetic Status AMFU CAFU DDFU NHFU
Price

C R A BEXTOR 872 5205 608 #
G A R PROPHET ^{SV}
G A R OBJECTIVE 1885 #
Sire: BALDRIDGE BEAST MODE B074 ^{PV}
STYLES UPGRADE J59 #
BALDRIDGE ISABEL Y69 #
BALDRIDGE ISABEL T935 #
SCHURRTOP REALITY X723 #
MATAURI REALITY 839 #
MATAURI 06663 #
Dam: LANDFALL POLLY M686 #
ARDROSSAN ADMIRAL A2 ^{PV}
LANDFALL POLLY E513 #
LANDFALL POLLY X215 #

February 2022 TransTasman Angus Cattle Evaluation

EBV	CE-Dir	CE-Dtr	GL	BW	200	400	600	Mwt	Milk	SS	DC	CWT	EMA	Rib	Rump	RBY	IMF	DOC
	+12.0	+7.1	-8.1	+1.2	+57	+99	+121	+114	+11	+1.6	-6.6	+61	+5.6	+1.3	-1.2	+0.3	+2.0	+23
Acc	(62%)	(55%)	(84%)	(73%)	(71%)	(71%)	(72%)	(69%)	(66%)	(67%)	(44%)	(66%)	(64%)	(68%)	(65%)	(65%)	(64%)	(57%)
Perc	1	11	8	5	17	21	41	26	92	68	18	69	58	16	71	58	51	10

LOT 46 LANDFALL NEW GROUND R1638 ^{PV} (ET)

LANDFALL JOINING SIRE

Soc Id: TFAR1638
Born: 13/08/2020

Rego. Status: HBR

Purchaser

Traits observed: BWT,200WT,400WT,600WT,SC, Scan(EMA,Rib,Rump,IMF),DOC,Genomics

Index Values			
\$A	\$D	\$GN	\$GS
\$219	\$191	\$281	\$207

Genetic Status AMFU CAFU DDFU NHFU
Price

A A R TEN X 7008 S A ^{SV}
V A R DISCOVERY 2240 ^{PV}
DEER VALLEY RITA 0308 #
Sire: LANDFALL NEW GROUND N90 ^{PV}
MATAURI REALITY 839 #
LANDFALL ELSA L88 ^{PV}
LANDFALL ELSA J139 #
CONNEALY FRONTLINE #
S A V FRONT RUNNER 0713 #
JACS BLOSSOM 5357 #
Dam: LANDFALL ARCHER H807 ^{SV}
DUNOON REAGAN R093+96 ^{SV}
LANDFALL ARCHER X9 ^{PV}
LANDFALL ARCHER T74 #

February 2022 TransTasman Angus Cattle Evaluation

EBV	CE-Dir	CE-Dtr	GL	BW	200	400	600	Mwt	Milk	SS	DC	CWT	EMA	Rib	Rump	RBY	IMF	DOC
	+4.8	+3.0	-5.5	+1.8	+50	+96	+119	+97	+26	+5.1	-4.9	+74	+11.5	+0.4	-1.3	+2.0	+1.9	+21
Acc	(62%)	(53%)	(72%)	(75%)	(74%)	(74%)	(75%)	(71%)	(65%)	(71%)	(43%)	(67%)	(67%)	(70%)	(67%)	(67%)	(66%)	(62%)
Perc	33	51	36	9	50	30	44	56	4	1	46	24	3	36	73	6	55	13

LOT 47 LANDFALL LORENZO R577 ^{PV}

LANDFALL JOINING SIRE

Soc Id: TFAR577
Born: 08/08/2020

Rego. Status: HBR

Purchaser

Traits observed: GL,CE,BWT,200WT,400WT,600WT,SC, Scan(EMA,Rib,Rump,IMF),DOC,Genomics

Index Values			
\$A	\$D	\$GN	\$GS
\$235	\$197	\$299	\$221

Genetic Status AMFU CAFU DDFU NHFU
Price

G A R INGENUITY #
H P C A INTENSITY #
G A R PREDESTINED 287L #
Sire: RENNYLEA L519 ^{PV}
TE MANIA BERKLEY B1 ^{PV}
RENNYLEA H414 ^{SV}
RENNYLEA C310 #
CONNEALY CONSENSUS 7229 ^{SV}
V A R GENERATION 2100 ^{PV}
SANDPOINT BLACKBIRD 8809 #
Dam: LANDFALL PRINCESS N1123 ^{SV}
ARDROSSAN DIRECTION W109 ^{PV}
LANDFALL JOYLE D30 ^{SV}
LANDFALL JOYLE X125 #

February 2022 TransTasman Angus Cattle Evaluation

EBV	CE-Dir	CE-Dtr	GL	BW	200	400	600	Mwt	Milk	SS	DC	CWT	EMA	Rib	Rump	RBY	IMF	DOC
	+4.0	+3.7	-4.2	+3.7	+53	+95	+124	+96	+15	+1.9	-4.6	+68	+10.6	+1.6	+0.3	+1.2	+1.9	+27
Acc	(62%)	(57%)	(84%)	(74%)	(72%)	(72%)	(73%)	(71%)	(67%)	(72%)	(45%)	(68%)	(66%)	(70%)	(67%)	(67%)	(66%)	(59%)
Perc	40	43	58	40	32	31	32	59	70	54	51	43	6	11	31	22	55	6

LOT 48 LANDFALL ENHANCE R1532 ^{PV} (ET)

LANDFALL JOINING SIRE

Soc Id: TFAR1532
Born: 10/08/2020

Rego. Status: HBR

Purchaser

Traits observed: BWT,200WT,400WT,600WT,SC, Scan(EMA,Rib,Rump,IMF),DOC,Genomics

Index Values			
\$A	\$D	\$GN	\$GS
\$251	\$203	\$336	\$239

Genetic Status AMFU CAFU DDFU NHFU
Price

SYDGEN GOOGOL #
SYDGEN EXCEED 3223 ^{PV}
SYDGEN FOREVER LADY 1255 #
Sire: SYDGEN ENHANCE ^{SV}
SYDGEN LIBERTY GA 8627 #
SYDGEN RITA 2618 #
FOX RUN RITA 9308 #
BOOROOMOOKA UNDERTAKEN Y145 ^{PV}
RENNYLEA EDMUND E11 ^{PV}
LAWSON'S HENRY VIII Y5 ^{SV}
Dam: LANDFALL ELSA L90 ^{SV}
ARDROSSAN EQUATOR A241 ^{PV}
LANDFALL ELSA J533 #
LANDFALL ELSA C464 ^{SV}

February 2022 TransTasman Angus Cattle Evaluation

EBV	CE-Dir	CE-Dtr	GL	BW	200	400	600	Mwt	Milk	SS	DC	CWT	EMA	Rib	Rump	RBY	IMF	DOC
	+7.7	+1.6	-4.4	+1.4	+56	+98	+127	+107	+15	+3.1	-6.4	+71	+4.8	-0.1	-0.1	+0.2	+2.8	+25
Acc	(63%)	(55%)	(72%)	(74%)	(73%)	(73%)	(74%)	(70%)	(64%)	(72%)	(41%)	(67%)	(66%)	(69%)	(66%)	(66%)	(65%)	(60%)
Perc	12	65	55	6	21	23	27	38	70	13	21	33	72	51	41	62	23	7

BREED AVERAGE 2020 DROP ANGUS		EBV	CE-Dir	CE-Dtr	GL	BWT	200	400	600	MWT	MILK	SS	DC	CWT	EMA	RIB	RUMP	RBY	IMF	DOC	\$A	\$D	\$GN	\$GS
			2.2	2.6	-4.7	4.1	50	89	117	101	17	2.1	-4.7	66	6.2	0.0	-0.4	0.5	2.1	7	\$195	\$160	\$256	\$178



LANDFALL ANGUS BULL SALE

LOT 49 LANDFALL NEW GROUND R260 ^{PV}

LANDFALL JOINING SIRE

Soc Id: TFAR260
Born: 24/07/2020
Rego. Status: HBR

Index Values			
\$A	\$D	\$GN	\$GS
\$209	\$175	\$279	\$199

Genetic Status AMFU CAFU DDFU NHFU
Price

A A R TEN X 7008 S A ^{SV}
V A R DISCOVERY 2240 ^{PV}
DEER VALLEY RITA 0308 [#]
Sire: LANDFALL NEW GROUND N90 ^{PV}
MATAURI REALITY 839 [#]
LANDFALL ELSA L88 ^{PV}
LANDFALL ELSA J139 [#]

RENNYLEA EDMUND E11 ^{PV}
LANDFALL KEYSTONE K132 ^{PV}
LANDFALL ARCHER H807 ^{SV}
Dam: LANDFALL ARCHER P802 ^{SV}
PRIME JUGGERNAUT J15 ^{SV}
LANDFALL ARCHER L1000 [#]
LANDFALL ARCHER C231 [#]

Traits observed: GL,CE,BWT,200WT,400WT,600WT,SC, Scan(EMA,Rib,Rump,IMF),DOC,Genomics

February 2022 TransTasman Angus Cattle Evaluation																		
EBV	CE-Dir	CE-Dtr	GL	BW	200	400	600	Mwt	Milk	SS	DC	CWT	EMA	Rib	Rump	RBY	IMF	DOC
	+8.9	+5.0	-6.0	+0.8	+47	+97	+122	+111	+17	+4.0	-6.7	+74	+7.4	+2.3	+0.2	-0.7	+3.4	+23
Acc	(59%)	(50%)	(85%)	(73%)	(72%)	(72%)	(73%)	(69%)	(63%)	(69%)	(41%)	(66%)	(65%)	(69%)	(66%)	(66%)	(65%)	(57%)
Perc	6	29	28	3	64	27	38	30	56	3	17	24	29	5	33	89	10	9

LOT 50 LANDFALL NEW GROUND R242 ^{PV}

LANDFALL JOINING SIRE

Soc Id: TFAR242
Born: 25/07/2020
Rego. Status: APR

Index Values			
\$A	\$D	\$GN	\$GS
\$230	\$200	\$291	\$215

Genetic Status AMFU CAFU DDFU NHFU
Price

A A R TEN X 7008 S A ^{SV}
V A R DISCOVERY 2240 ^{PV}
DEER VALLEY RITA 0308 [#]
Sire: LANDFALL NEW GROUND N90 ^{PV}
MATAURI REALITY 839 [#]
LANDFALL ELSA L88 ^{PV}
LANDFALL ELSA J139 [#]

AYRVALE BARTEL E7 ^{PV}
LANDFALL MOJO M45 ^{SV}
LANDFALL ELSA K696 [#]
Dam: LANDFALL DAINTY P220 ^{PV}
LANDFALL EDMUND K96 ^{SV}
LANDFALL DAINTY M349 ^E
LANDFALL DAINTY K620 ^{SV}

Traits observed: GL,CE,BWT,200WT,400WT,600WT,SC, Scan(EMA,Rib,Rump,IMF),DOC,Genomics

February 2022 TransTasman Angus Cattle Evaluation																		
EBV	CE-Dir	CE-Dtr	GL	BW	200	400	600	Mwt	Milk	SS	DC	CWT	EMA	Rib	Rump	RBY	IMF	DOC
	+2.2	-3.6	-5.5	+5.6	+61	+109	+140	+129	+13	+3.9	-6.6	+82	+8.8	+0.9	-0.1	+1.6	+1.8	+7
Acc	(59%)	(50%)	(85%)	(74%)	(73%)	(72%)	(73%)	(69%)	(63%)	(71%)	(41%)	(67%)	(66%)	(70%)	(67%)	(67%)	(66%)	(57%)
Perc	55	94	36	81	7	6	9	10	83	4	18	9	15	23	41	12	59	53

LOT 51 LANDFALL WEST POINT R1186 ^{PV} (ET)

LANDFALL JOINING SIRE

Soc Id: TFAR1186
Born: 03/08/2020
Rego. Status: HBR

Index Values			
\$A	\$D	\$GN	\$GS
\$186	\$148	\$267	\$171

Genetic Status AMFU CAFU DDFU NHFU
Price

G A R PROGRESS ^{SV}
G A R MOMENTUM ^{PV}
G A R BIG EYE 1770 [#]
Sire: E W A WEST POINT 7258 ^{PV}
PLATTEMERE WEIGH UP K360 [#]
E W A 3114 OF 128 WEIGH UP [#]
EDGEWOOD JAUNTY 128 [#]

SCHURRTO REALITY X723 [#]
MATAURI REALITY 839 [#]
MATAURI 06663 [#]
Dam: LANDFALL ELSA L88 ^{PV}
TE MANIA EMPEROR E343 ^{PV}
LANDFALL ELSA J139 [#]
LANDFALL E103 ^{SV}

Traits observed: BWT,200WT,400WT,600WT,SC, Scan(EMA,Rib,Rump,IMF),DOC,Genomics

February 2022 TransTasman Angus Cattle Evaluation																		
EBV	CE-Dir	CE-Dtr	GL	BW	200	400	600	Mwt	Milk	SS	DC	CWT	EMA	Rib	Rump	RBY	IMF	DOC
	+3.0	+0.2	-7.0	+5.8	+53	+95	+120	+120	+18	+4.4	-3.6	+67	+5.9	+1.4	+0.4	-0.6	+4.1	+8
Acc	(58%)	(51%)	(72%)	(75%)	(72%)	(72%)	(73%)	(69%)	(63%)	(70%)	(42%)	(67%)	(64%)	(69%)	(65%)	(65%)	(64%)	(55%)
Perc	49	76	17	84	32	34	43	19	47	2	69	50	52	14	29	87	3	49

LOT 52 LANDFALL KEYSTONE R132 ^{PV}

Soc Id: TFAR132
Born: 21/07/2020
Rego. Status: HBR

Index Values			
\$A	\$D	\$GN	\$GS
\$235	\$194	\$312	\$221

Genetic Status AMFU CAFU DDFU NHFU
Price

BOOROOMOOKA UNDERTAKEN Y145 ^{PV}
RENNYLEA EDMUND E11 ^{PV}
LAWSONS HENRY VIII Y5 ^{SV}
Sire: LANDFALL KEYSTONE K132 ^{PV}
S A V FRONT RUNNER 0713 [#]
LANDFALL ARCHER H807 ^{SV}
LANDFALL ARCHER X9 ^{PV}

BASIN PAYWEIGHT 006S [#]
BASIN PAYWEIGHT 1682 ^{PV}
21AR O LASS 7017 [#]
Dam: LANDFALL ELSA P986 ^{PV}
ARDROSSAN HONOUR H255 ^{PV}
LANDFALL ELSA L790 ^{PV}
LANDFALL ELSA G248 ^{SV}

Traits observed: GL,CE,BWT,200WT,400WT,SC, Scan(EMA,Rib,Rump,IMF),DOC,Genomics

February 2022 TransTasman Angus Cattle Evaluation																		
EBV	CE-Dir	CE-Dtr	GL	BW	200	400	600	Mwt	Milk	SS	DC	CWT	EMA	Rib	Rump	RBY	IMF	DOC
	+5.6	+8.7	-6.7	+1.6	+63	+120	+158	+138	+19	+2.8	-4.9	+97	+2.3	+1.0	+0.3	-1.1	+2.1	-12
Acc	(62%)	(55%)	(84%)	(73%)	(72%)	(72%)	(72%)	(70%)	(67%)	(72%)	(44%)	(68%)	(66%)	(70%)	(67%)	(67%)	(66%)	(60%)
Perc	26	4	20	7	5	1	2	5	32	20	46	1	95	21	31	95	47	96

BREED AVERAGE 2020 DROP ANGUS		EBV	CE-Dir	CE-Dtr	GL	BWT	200	400	600	MWT	MILK	SS	DC	CWT	EMA	RIB	RUMP	RBY	IMF	DOC	\$A	\$D	\$GN	\$GS
		2.2	2.6	-4.7	4.1	50	89	117	101	17	2.1	-4.7	66	6.2	0.0	-0.4	0.5	2.1	7	\$195	\$160	\$256	\$178	



LANDFALL ANGUS BULL SALE

LOT 53 LANDFALL ENHANCE R1541^{PV} (ET)

Soc Id: TFAR1541
Born: 10/08/2020

Rego. Status: HBR

Purchaser

Traits observed: BWT,200WT,400WT,600WT,SC, Scan(EMA,Rib,Rump,IMF),DOC,Genomics

Index Values			
\$A	\$D	\$GN	\$GS
\$243	\$182	\$334	\$235

Genetic Status AMFU CAFU DDFU NHFU
Price

SYDGEN GOOGOL[#]
SYDGEN EXCEED 3223^{PV}
SYDGEN FOREVER LADY 1255[#]
Sire: SYDGEN ENHANCE^{SV}
SYDGEN LIBERTY GA 8627[#]
SYDGEN RITA 2618[#]
FOX RUN RITA 9308[#]

BOOROOMOOKA UNDERTAKEN Y145^{PV}
RENNYLEA EDMUND E11^{PV}
LAWSON'S HENRY VIII Y5^{SV}
Dam: LANDFALL ELSA L90^{SV}
ARDROSSAN EQUATOR A241^{PV}
LANDFALL ELSA J533[#]
LANDFALL ELSA C464^{SV}

February 2022 TransTasman Angus Cattle Evaluation

EBV	CE-Dir	CE-Dtr	GL	BW	200	400	600	Mwt	Milk	SS	DC	CWT	EMA	Rib	Rump	RBY	IMF	DOC
	+3.2	+1.8	-5.0	+2.2	+60	+116	+164	+141	+24	+3.0	-5.5	+90	+2.4	-0.4	-0.2	-0.7	+3.4	+25
Acc	(63%)	(56%)	(73%)	(75%)	(73%)	(73%)	(74%)	(70%)	(64%)	(73%)	(41%)	(68%)	(66%)	(70%)	(66%)	(66%)	(66%)	(60%)
Perc	47	63	44	12	8	2	1	4	8	15	35	2	95	61	44	89	10	7

LOT 54 LANDFALL DUSTY R1644^{PV} (ET)

Soc Id: TFAR1644
Born: 13/08/2020

Rego. Status: HBR

Purchaser

Traits observed: BWT,200WT,400WT,600WT,SC, Scan(Rib,Rump,IMF),DOC,Genomics

Index Values			
\$A	\$D	\$GN	\$GS
\$287	\$245	\$366	\$270

Genetic Status AMFU CAFU DDFU NHFU
Price

C R A BEXTOR 872 5205 608[#]
G A R PROPHET^{SV}
G A R OBJECTIVE 1885[#]
Sire: CLUNES CROSSING DUSTY M13^{PV}
TE MANIA BERKLEY B1^{PV}
CLUNES CROSSING GLORIOUS G1^{SV}
TE MANIA LOWAN A1[#]

BASIN FRANCHISE P142[#]
EF COMPLEMENT 8088^{PV}
EF EVERELDA INTENSE 6117[#]
Dam: LANDFALL ELSA M508^{PV}
ARDROSSAN EQUATOR A241^{PV}
LANDFALL ELSA G455^{SV}
LANDFALL ELSA C127[#]

February 2022 TransTasman Angus Cattle Evaluation

EBV	CE-Dir	CE-Dtr	GL	BW	200	400	600	Mwt	Milk	SS	DC	CWT	EMA	Rib	Rump	RBY	IMF	DOC
	+2.9	+3.0	-6.4	+5.3	+64	+104	+131	+115	+13	+1.2	-11.2	+76	+11.3	+1.8	+0.7	+0.9	+2.2	+11
Acc	(63%)	(57%)	(73%)	(76%)	(75%)	(75%)	(76%)	(72%)	(67%)	(74%)	(46%)	(69%)	(68%)	(72%)	(69%)	(68%)	(68%)	(61%)
Perc	50	51	23	76	4	12	20	24	84	82	1	20	4	9	22	32	43	38

LOT 55 LANDFALL NEW GROUND R401^{SV}

Soc Id: TFAR401
Born: 03/08/2020

Rego. Status: APR

Purchaser

Traits observed: GL,CE,BWT,200WT,400WT,600WT,SC, Scan(Rib,Rump,IMF),DOC,Genomics

Index Values			
\$A	\$D	\$GN	\$GS
\$260	\$221	\$329	\$245

Genetic Status AMFU CAFU DDFU NHFU
Price

A A R TEN X 7008 S A^{SV}
V A R DISCOVERY 2240^{PV}
DEER VALLEY RITA 0308[#]
Sire: LANDFALL NEW GROUND N90^{PV}
MATAURI REALITY 839[#]
LANDFALL ELSA L88^{PV}
LANDFALL ELSA J139[#]

SCR PROMISE 4042[#]
SYDGEN TRUST 6228[#]
SYDGEN FOREVER LADY 4413[#]
Dam: LANDFALL EGRET K459[#]
S A V FRONT RUNNER 0713[#]
LANDFALL D369[#]
LANDFALL B493[#]

February 2022 TransTasman Angus Cattle Evaluation

EBV	CE-Dir	CE-Dtr	GL	BW	200	400	600	Mwt	Milk	SS	DC	CWT	EMA	Rib	Rump	RBY	IMF	DOC
	+2.9	+1.9	-9.2	+5.0	+69	+117	+154	+134	+19	+5.2	-6.8	+91	+9.8	+0.9	-0.6	+1.7	+1.3	+17
Acc	(59%)	(51%)	(84%)	(75%)	(72%)	(72%)	(73%)	(70%)	(64%)	(73%)	(42%)	(66%)	(65%)	(69%)	(66%)	(66%)	(65%)	(57%)
Perc	50	62	4	70	1	2	2	7	33	1	16	2	9	23	55	10	78	21

LOT 56 LANDFALL NOBLEMAN R196^{SV}

Soc Id: TFAR196
Born: 23/07/2020

Rego. Status: HBR

Purchaser

Traits observed: GL,CE,BWT,200WT,400WT,600WT,SC, Scan(EMA,Rib,Rump,IMF),DOC,Genomics

Index Values			
\$A	\$D	\$GN	\$GS
\$199	\$160	\$279	\$180

Genetic Status AMFU CAFU DDFU NHFU
Price

RENNYLEA EDMUND E11^{PV}
LANDFALL KEYSTONE K132^{PV}
LANDFALL ARCHER H807^{SV}
Sire: LANDFALL NOBLEMAN N106^{SV}
LANDFALL HANK H68^{PV}
LANDFALL ARCHER L118^{SV}
LANDFALL ARCHER J831[#]

DEER VALLEY ALL IN^{SV}
LANDFALL LEONARDO L24^{PV}
LANDFALL JOYLE J527^{SV}
Dam: LANDFALL ARISTOCRAT P187^{SV}
MATAURI REALITY 839[#]
LANDFALL ARISTOCRAT M110[#]
LANDFALL ARISTOCRAT K115[#]

February 2022 TransTasman Angus Cattle Evaluation

EBV	CE-Dir	CE-Dtr	GL	BW	200	400	600	Mwt	Milk	SS	DC	CWT	EMA	Rib	Rump	RBY	IMF	DOC
	+0.6	+3.3	-6.9	+5.7	+67	+132	+174	+154	+26	+2.3	-0.6	+103	+1.4	+0.0	-1.9	-0.9	+2.6	-5
Acc	(56%)	(48%)	(84%)	(73%)	(70%)	(70%)	(72%)	(67%)	(61%)	(71%)	(38%)	(64%)	(62%)	(67%)	(64%)	(64%)	(62%)	(55%)
Perc	67	47	18	83	2	1	1	2	4	37	97	1	98	48	85	92	29	86

BREED AVERAGE 2020 DROP ANGUS		CE-Dir	CE-Dtr	GL	BWT	200	400	600	MWT	MILK	SS	DC	CWT	EMA	RIB	RUMP	RBY	IMF	DOC	\$A	\$D	\$GN	\$GS
EBV		2.2	2.6	-4.7	4.1	50	89	117	101	17	2.1	-4.7	66	6.2	0.0	-0.4	0.5	2.1	7	\$195	\$160	\$256	\$178



LANDFALL ANGUS BULL SALE

LOT 57 LANDFALL LORENZO R679 ^{SV}

Soc Id: TFAR679
Born: 10/08/2020

Rego. Status: APR

Purchaser

Traits observed: GL,CE,BWT,200WT,400WT,600WT,SC, Scan(EMA,Rib,Rump,IMF),DOC,Genomics

Index Values			
\$A	\$D	\$GN	\$GS
\$191	\$157	\$251	\$174

Genetic Status AMFU CAFU DDFU NHFU
Price

G A R INGENUITY #
H P C A INTENSITY #
G A R PREDESTINED 287L #
Sire: RENNYLEA L519 ^{PV}
TE MANIA BERKLEY B1 ^{PV}
RENNYLEA H414 ^{SV}
RENNYLEA C310 #
ARDROSSAN ADMIRAL A2 ^{PV}
LANDFALL COMMANDER C47 ^{SV}
LANDFALL ARCHER X9 ^{PV}
Dam: LANDFALL FUSHIA J762 #
LANDFALL TIM W307 #
LANDFALL FUSHIA D643 #
LANDFALL FUSHIA U497 #

February 2022 TransTasman Angus Cattle Evaluation

EBV	CE-Dir	CE-Dtr	GL	BW	200	400	600	Mwt	Milk	SS	DC	CWT	EMA	Rib	Rump	RBY	IMF	DOC
	-3.4	-1.6	-7.6	+6.2	+53	+99	+131	+115	+15	+1.4	-5.7	+74	+6.6	+0.8	-1.0	+0.2	+2.4	+16
Acc	(61%)	(56%)	(84%)	(74%)	(72%)	(72%)	(73%)	(71%)	(67%)	(72%)	(43%)	(67%)	(65%)	(69%)	(66%)	(66%)	(65%)	(57%)
Perc	88	86	11	89	33	21	20	24	70	76	31	23	41	26	66	62	36	22

LOT 58 LANDFALL KEYSTONE R831 ^{SV} (ET)

Soc Id: TFAR831
Born: 15/08/2020

Rego. Status: HBR

Purchaser

Traits observed: BWT,200WT,400WT,600WT,SC, Scan(EMA,Rib,Rump,IMF),DOC,Genomics

Index Values			
\$A	\$D	\$GN	\$GS
\$221	\$185	\$285	\$205

Genetic Status AMFU CAFU DDFU NHFU
Price

BOOROOMOOKA UNDERTAKEN Y145 ^{PV}
RENNYLEA EDMUND E11 ^{PV}
LAWSONS HENRY VIII Y5 ^{SV}
Sire: LANDFALL KEYSTONE K132 ^{PV}
S A V FRONT RUNNER 0713 #
LANDFALL ARCHER H807 ^{SV}
LANDFALL ARCHER X9 ^{PV}
TC ABERDEEN 759 ^{SV}
LANDFALL HANK H68 ^{PV}
LANDFALL POLLY F353 ^{SV}
Dam: LANDFALL JOYLE L128 ^{SV}
LANDFALL MODEST F56 ^{PV}
LANDFALL JOYLE J970 #
LANDFALL JOYLE E207 #

February 2022 TransTasman Angus Cattle Evaluation

EBV	CE-Dir	CE-Dtr	GL	BW	200	400	600	Mwt	Milk	SS	DC	CWT	EMA	Rib	Rump	RBY	IMF	DOC
	+2.9	+5.6	-3.8	+2.1	+52	+100	+131	+97	+25	+2.7	-6.0	+85	+4.1	+0.1	-3.1	+0.9	+1.7	-7
Acc	(63%)	(56%)	(73%)	(75%)	(73%)	(73%)	(74%)	(71%)	(68%)	(73%)	(45%)	(68%)	(66%)	(71%)	(68%)	(67%)	(66%)	(62%)
Perc	50	23	65	11	35	19	20	57	5	23	27	5	81	45	96	32	63	90

LOT 59 LANDFALL MOJO R871 ^{PV}

Soc Id: TFAR871
Born: 18/08/2020

Rego. Status: APR

Purchaser

Traits observed: CE,BWT,200WT,400WT,600WT,SC, Scan(EMA,Rib,Rump,IMF),DOC,Genomics

Index Values			
\$A	\$D	\$GN	\$GS
\$229	\$183	\$304	\$210

Genetic Status AMFU CAFU DDFU NHFU
Price

AYRVALE BARTEL E7 ^{PV}
LANDFALL MOJO M45 ^{SV}
LANDFALL ELSA K696 #
Sire: LANDFALL MOJO P265 ^{SV}
MATAURI REALITY 839 #
LANDFALL GEORGIA M244 #
LANDFALL GEORGIA J899 #
CONNEALY ONWARD #
WERNER WAR PARTY 2417 #
BAAR USA LADY JAYE 489 #
Dam: LANDFALL ARCHER N1020 ^{PV}
TUWHARETOA REGENT D145 ^{PV}
LANDFALL ARCHER J206 ^{SV}
LANDFALL ARCHER E66 ^{SV}

February 2022 TransTasman Angus Cattle Evaluation

EBV	CE-Dir	CE-Dtr	GL	BW	200	400	600	Mwt	Milk	SS	DC	CWT	EMA	Rib	Rump	RBY	IMF	DOC
	-2.8	-0.9	-5.5	+6.3	+69	+118	+161	+144	+22	+2.4	-5.4	+88	+1.7	-0.4	+0.1	+0.1	+1.6	-7
Acc	(53%)	(48%)	(68%)	(71%)	(68%)	(68%)	(70%)	(67%)	(61%)	(69%)	(38%)	(64%)	(61%)	(67%)	(63%)	(63%)	(61%)	(44%)
Perc	85	83	36	90	1	2	1	3	17	33	36	3	97	61	36	66	67	88

LOT 60 LANDFALL NEW GROUND R609 ^{PV}

Soc Id: TFAR609
Born: 08/08/2020

Rego. Status: APR

Purchaser

Traits observed: BWT,200WT,400WT,600WT,SC, Scan(EMA,Rib,Rump,IMF),DOC,Genomics

Index Values			
\$A	\$D	\$GN	\$GS
\$192	\$151	\$261	\$177

Genetic Status AMFU CAFU DDFU NHFU
Price

A A R TEN X 7008 S A ^{SV}
V A R DISCOVERY 2240 ^{PV}
DEER VALLEY RITA 0308 #
Sire: LANDFALL NEW GROUND N90 ^{PV}
MATAURI REALITY 839 #
LANDFALL ELSA L88 ^{PV}
LANDFALL ELSA J139 #
CONNEALY ONWARD #
WERNER WAR PARTY 2417 #
BAAR USA LADY JAYE 489 #
Dam: LANDFALL EGRET N879 ^{SV}
TC ABERDEEN 759 ^{SV}
LANDFALL EGRET K857 #
LANDFALL D339 #

February 2022 TransTasman Angus Cattle Evaluation

EBV	CE-Dir	CE-Dtr	GL	BW	200	400	600	Mwt	Milk	SS	DC	CWT	EMA	Rib	Rump	RBY	IMF	DOC
	+5.0	+0.2	-3.3	+3.6	+56	+106	+143	+136	+27	+4.3	-3.8	+71	+5.3	+0.8	-0.8	+0.1	+2.6	+22
Acc	(59%)	(50%)	(74%)	(75%)	(74%)	(74%)	(74%)	(70%)	(65%)	(70%)	(42%)	(68%)	(66%)	(71%)	(67%)	(67%)	(66%)	(56%)
Perc	31	76	73	37	21	9	7	6	2	2	66	34	63	26	60	66	29	11

BREED AVERAGE 2020 DROP ANGUS		CE-Dir	CE-Dtr	GL	BWT	200	400	600	MWT	MILK	SS	DC	CWT	EMA	RIB	RUMP	RBY	IMF	DOC	\$A	\$D	\$GN	\$GS
EBV		2.2	2.6	-4.7	4.1	50	89	117	101	17	2.1	-4.7	66	6.2	0.0	-0.4	0.5	2.1	7	\$195	\$160	\$256	\$178



LANDFALL ANGUS BULL SALE

LOT 61 LANDFALL KEYSTONE R783 ^{SV}

Soc Id: TFAR783

Born: 13/08/2020

Rego. Status: APR

Purchaser

Traits observed: GL,CE,BWT,200WT,400WT,600WT,SC, Scan(EMA,Rib,Rump,IMF),DOC,Genomics

Index Values			
\$A	\$D	\$GN	\$GS
\$211	\$167	\$278	\$192

Genetic Status AMFU CAFU DDFU NHFU
Price

BOOROOMOOKA UNDERTAKEN Y145 ^{PV}
RENNYLEA EDMUND E11 ^{PV}
LAWSON'S HENRY VIII Y5 ^{SV}
Sire: LANDFALL KEYSTONE K132 ^{PV}
S A V FRONT RUNNER 0713 [#]
LANDFALL ARCHER H807 ^{SV}
LANDFALL ARCHER X9 ^{PV}
BT RIGHT TIME 24J [#]
LANDFALL RIGHT TIME 24J G265 ^{SV}
LANDFALL ARCHER V357 [#]
Dam: LANDFALL J984 [#]
LANDFALL COMMANDER C47 ^{SV}
LANDFALL F13 [#]
UNKNOWN

February 2022 TransTasman Angus Cattle Evaluation

EBV	CE-Dir	CE-Dtr	GL	BW	200	400	600	Mwt	Milk	SS	DC	CWT	EMA	Rib	Rump	RBY	IMF	DOC
	-5.2	+0.6	-5.1	+7.2	+66	+115	+160	+146	+15	+0.8	-4.6	+97	+6.1	-0.4	-2.0	+0.7	+1.8	+4
Acc	(63%)	(56%)	(85%)	(76%)	(74%)	(74%)	(75%)	(73%)	(70%)	(73%)	(45%)	(69%)	(67%)	(72%)	(69%)	(68%)	(67%)	(58%)
Perc	93	73	42	97	2	3	1	3	69	92	51	1	49	61	86	40	59	61

LOT 62 LANDFALL ASHLAND R380 ^{PV}

Soc Id: TFAR380

Born: 02/08/2020

Rego. Status: APR

Purchaser

Traits observed: GL,CE,BWT,200WT,400WT,600WT,SC, Scan(EMA,Rib,Rump,IMF),DOC,Genomics

Index Values			
\$A	\$D	\$GN	\$GS
\$241	\$202	\$328	\$225

Genetic Status AMFU CAFU DDFU NHFU
Price

G A R DAYLIGHT [#]
G A R EARLY BIRD [#]
G A R PROGRESS 830 [#]
Sire: G A R ASHLAND ^{PV}
B/R AMBUSH 28 [#]
CHAIR ROCK AMBUSH 1018 [#]
G A R YIELD GRADE N366 [#]
MATAURI REALITY 839 [#]
LANDFALL REALITY L154 ^{PV}
LANDFALL ELSA J382 ^{SV}
Dam: LANDFALL FLOCK N289 ^{SV}
DEER VALLEY ALL IN ^{SV}
LANDFALL FLOCK L36 [#]
LANDFALL FLOCK J535 [#]

February 2022 TransTasman Angus Cattle Evaluation

EBV	CE-Dir	CE-Dtr	GL	BW	200	400	600	Mwt	Milk	SS	DC	CWT	EMA	Rib	Rump	RBY	IMF	DOC
	+7.3	+8.2	-8.9	+1.9	+59	+108	+135	+118	+16	+1.2	-1.0	+76	+7.3	-1.2	-2.6	+1.5	+2.6	+1
Acc	(60%)	(49%)	(84%)	(74%)	(72%)	(72%)	(73%)	(69%)	(64%)	(72%)	(39%)	(67%)	(65%)	(70%)	(66%)	(66%)	(65%)	(55%)
Perc	14	5	5	10	10	7	15	21	59	82	96	20	30	82	93	14	29	72

LOT 63 LANDFALL BEAST MODE R782 ^{PV}

Soc Id: TFAR782

Born: 13/08/2020

Rego. Status: HBR

Purchaser

Traits observed: CE,BWT,200WT,400WT,600WT,SC, Scan(EMA,Rib,Rump,IMF),DOC,Genomics

Index Values			
\$A	\$D	\$GN	\$GS
\$241	\$183	\$338	\$224

Genetic Status AMFU CAFU DDFU NHFU
Price

C R A BEXTOR 872 5205 608 [#]
G A R PROPHET ^{SV}
G A R OBJECTIVE 1885 [#]
Sire: BALDRIDGE BEAST MODE B074 ^{PV}
STYLES UPGRADE J59 [#]
BALDRIDGE ISABEL Y69 [#]
BALDRIDGE ISABEL T935 [#]
RENNYLEA EDMUND E11 ^{PV}
ARDROSSAN HONOUR H255 ^{PV}
ARDROSSAN WILCOOLA D17 ^{PV}
Dam: LANDFALL ELSA L790 ^{PV}
TE MANIA INFINITY 04 379 AB [#]
LANDFALL ELSA G248 ^{SV}
LANDFALL ELSA X57 [#]

February 2022 TransTasman Angus Cattle Evaluation

EBV	CE-Dir	CE-Dtr	GL	BW	200	400	600	Mwt	Milk	SS	DC	CWT	EMA	Rib	Rump	RBY	IMF	DOC
	+1.6	+1.4	-2.8	+4.8	+69	+108	+148	+129	+16	+2.5	-3.7	+77	+1.8	-1.7	-1.8	-0.2	+2.8	+9
Acc	(63%)	(55%)	(71%)	(75%)	(73%)	(73%)	(74%)	(71%)	(67%)	(72%)	(44%)	(68%)	(66%)	(70%)	(67%)	(67%)	(66%)	(60%)
Perc	60	66	80	66	1	8	5	10	63	29	68	17	97	90	83	77	23	45

LOT 64 LANDFALL NEW GROUND R717 ^{PV} (ET)

Soc Id: TFAR717

Born: 11/08/2020

Rego. Status: HBR

Purchaser

Traits observed: BWT,200WT,400WT,600WT,SC, Scan(EMA,Rib,Rump,IMF),DOC,Genomics

Index Values			
\$A	\$D	\$GN	\$GS
\$211	\$179	\$271	\$198

Genetic Status AMFU CAFU DDFU NHFU
Price

A A R TEN X 7008 S A ^{SV}
V A R DISCOVERY 2240 ^{PV}
DEER VALLEY RITA 0308 [#]
Sire: LANDFALL NEW GROUND N90 ^{PV}
MATAURI REALITY 839 [#]
LANDFALL ELSA L88 ^{PV}
LANDFALL ELSA J139 [#]
BASIN FRANCHISE P142 [#]
EF COMPLEMENT 8088 ^{PV}
EF EVERELDA ENTENSE 6117 [#]
Dam: LANDFALL FEARLESS M748 ^{PV}
SITZ UPWARD 307R ^{SV}
LANDFALL FEARLESS H34 ^{SV}
LANDFALL FEARLESS D58 ^{SV}

February 2022 TransTasman Angus Cattle Evaluation

EBV	CE-Dir	CE-Dtr	GL	BW	200	400	600	Mwt	Milk	SS	DC	CWT	EMA	Rib	Rump	RBY	IMF	DOC
	+1.8	+3.4	-4.0	+5.2	+64	+117	+156	+167	+13	+5.6	-6.1	+87	+7.4	+0.2	+0.4	+1.0	+2.1	+31
Acc	(60%)	(51%)	(71%)	(74%)	(73%)	(73%)	(73%)	(69%)	(63%)	(73%)	(43%)	(66%)	(65%)	(69%)	(66%)	(66%)	(65%)	(59%)
Perc	59	46	61	74	4	2	2	1	84	1	25	4	29	42	29	28	47	3

BREED AVERAGE 2020 DROP ANGUS		CE-Dir	CE-Dtr	GL	BWT	200	400	600	MWT	MILK	SS	DC	CWT	EMA	RIB	RUMP	RBY	IMF	DOC	\$A	\$D	\$GN	\$GS
EBV		2.2	2.6	-4.7	4.1	50	89	117	101	17	2.1	-4.7	66	6.2	0.0	-0.4	0.5	2.1	7	\$195	\$160	\$256	\$178



LANDFALL ANGUS BULL SALE



LANDFALL ANGUS BULL SALE

LOT 65 LANDFALL NEW GROUND R492 ^{PV}

Soc Id: TFAR492
Born: 05/08/2020

Rego. Status: HBR

Purchaser

Traits observed: GL,CE,BWT,200WT,400WT,600WT,SC, Scan(EMA,Rib,Rump,IMF),DOC,Genomics

Index Values			
\$A	\$D	\$GN	\$GS
\$216	\$167	\$281	\$208

Genetic Status AMFU CAFU DDFU NHFU
Price

A A R TEN X 7008 S A ^{SV}
V A R DISCOVERY 2240 ^{PV}
DEER VALLEY RITA 0308 [#]
Sire: LANDFALL NEW GROUND N90 ^{PV}
MATAURI REALITY 839 [#]
LANDFALL ELSA L88 ^{PV}
LANDFALL ELSA J139 [#]
TC ABERDEEN 759 ^{SV}
LANDFALL HANK H68 ^{PV}
LANDFALL POLLY F353 ^{SV}
Dam: LANDFALL PRINCESS N24 ^{SV}
MILWILLAH GATSBY G279 ^{PV}
LANDFALL PRINCESS L662 [#]
LANDFALL PRINCESS H414 [#]

February 2022 TransTasman Angus Cattle Evaluation

EBV	CE-Dir	CE-Dtr	GL	BW	200	400	600	Mwt	Milk	SS	DC	CWT	EMA	Rib	Rump	RBY	IMF	DOC
	+2.8	-2.5	-7.3	+5.1	+60	+111	+160	+153	+19	+6.1	-5.2	+80	+11.2	-0.5	-1.0	+1.5	+2.7	+14
Acc	(59%)	(50%)	(85%)	(74%)	(72%)	(72%)	(73%)	(69%)	(62%)	(72%)	(41%)	(66%)	(65%)	(69%)	(66%)	(65%)	(65%)	(57%)
Perc	50	90	14	72	9	5	1	2	36	1	40	11	4	64	66	14	26	28

LOT 66 LANDFALL DISCOVERY R183 ^{PV}

Soc Id: TFAR183
Born: 23/07/2020

Rego. Status: APR

Purchaser

Traits observed: CE,BWT,200WT,400WT,600WT,SC, Scan(EMA,Rib,Rump,IMF),DOC,Genomics

Index Values			
\$A	\$D	\$GN	\$GS
\$213	\$171	\$289	\$202

Genetic Status AMFU CAFU DDFU NHFU
Price

A A R TEN X 7008 S A ^{SV}
V A R DISCOVERY 2240 ^{PV}
DEER VALLEY RITA 0308 [#]
Sire: LANDFALL DISCOVERY N180 ^{SV}
MATAURI REALITY 839 [#]
LANDFALL ARISTOCRAT L50 [#]
LANDFALL ARISTOCRAT J1091 [#]
BASIN FRANCHISE P142 [#]
EF COMPLEMENT 8088 ^{PV}
EF EVERELDA ENTENSE 6117 [#]
Dam: LANDFALL FEARLESS M748 ^{PV}
SITZ UPWARD 307R ^{SV}
LANDFALL FEARLESS H34 ^{SV}
LANDFALL FEARLESS D58 ^{SV}

February 2022 TransTasman Angus Cattle Evaluation

EBV	CE-Dir	CE-Dtr	GL	BW	200	400	600	Mwt	Milk	SS	DC	CWT	EMA	Rib	Rump	RBY	IMF	DOC
	+2.3	+6.0	-4.5	+4.4	+61	+116	+155	+141	+18	+5.4	-3.8	+85	+1.9	-0.2	-0.2	-0.5	+3.0	+20
Acc	(56%)	(51%)	(69%)	(71%)	(70%)	(70%)	(71%)	(68%)	(63%)	(71%)	(42%)	(65%)	(62%)	(68%)	(64%)	(65%)	(63%)	(46%)
Perc	55	19	53	57	7	2	2	4	47	1	66	5	97	54	44	85	18	14

LOT 67 LANDFALL NEW GROUND R754 ^{SV}

Soc Id: TFAR754
Born: 12/08/2020

Rego. Status: HBR

Purchaser

Traits observed: GL,CE,BWT,200WT,400WT,600WT,SC, Scan(EMA,Rib,Rump,IMF),DOC,Genomics

Index Values			
\$A	\$D	\$GN	\$GS
\$186	\$149	\$240	\$170

Genetic Status AMFU CAFU DDFU NHFU
Price

A A R TEN X 7008 S A ^{SV}
V A R DISCOVERY 2240 ^{PV}
DEER VALLEY RITA 0308 [#]
Sire: LANDFALL NEW GROUND N90 ^{PV}
MATAURI REALITY 839 [#]
LANDFALL ELSA L88 ^{PV}
LANDFALL ELSA J139 [#]
S A V FINAL ANSWER 0035 [#]
K C F BENNETT ABSOLUTE [#]
THOMAS MISS LUCY 5152 [#]
Dam: LANDFALL ELSA K15 [#]
LANDFALL EVERLAST D66 ^{SV}
LANDFALL ELSA H32 [#]
LANDFALL ELSA F511 [#]

February 2022 TransTasman Angus Cattle Evaluation

EBV	CE-Dir	CE-Dtr	GL	BW	200	400	600	Mwt	Milk	SS	DC	CWT	EMA	Rib	Rump	RBY	IMF	DOC
	+1.5	-9.3	-5.4	+5.5	+59	+110	+152	+134	+21	+3.9	-3.5	+79	+5.0	+1.1	-0.2	+0.5	+1.4	+23
Acc	(59%)	(50%)	(85%)	(75%)	(73%)	(73%)	(74%)	(70%)	(64%)	(73%)	(41%)	(67%)	(65%)	(69%)	(66%)	(66%)	(65%)	(56%)
Perc	61	99	37	80	11	5	3	7	21	4	71	13	68	19	44	49	75	10

LOT 68 LANDFALL LORENZO R16 ^{PV}

Soc Id: TFAR16
Born: 15/07/2020

Rego. Status: APR

Purchaser

Traits observed: GL,CE,BWT,200WT,400WT,600WT,SC, Scan(EMA,Rib,Rump,IMF),DOC,Genomics

Index Values			
\$A	\$D	\$GN	\$GS
\$194	\$153	\$262	\$177

Genetic Status AMFU CAFU DDFU NHFU
Price

G A R INGENUITY [#]
H P C A INTENSITY [#]
G A R PREDESTINED 287L [#]
Sire: RENNYLEA L519 ^{PV}
TE MANIA BERKLEY B1 ^{PV}
RENNYLEA H414 ^{SV}
RENNYLEA C310 [#]
V A R GENERATION 2100 ^{PV}
LANDFALL GENERATION M769 ^{SV}
LANDFALL ELINE F547 [#]
Dam: LANDFALL ANGUISH P1088 ^{SV}
YANCOWINNA EXPORT E16 ^{SV}
LANDFALL ANGUISH J78 [#]
LANDFALL ANGUISH G174 [#]

February 2022 TransTasman Angus Cattle Evaluation

EBV	CE-Dir	CE-Dtr	GL	BW	200	400	600	Mwt	Milk	SS	DC	CWT	EMA	Rib	Rump	RBY	IMF	DOC
	+5.3	+4.8	-9.9	+3.2	+44	+81	+107	+98	+16	-0.3	-4.2	+64	+6.6	+0.9	+0.2	-0.2	+3.0	+6
Acc	(59%)	(54%)	(84%)	(73%)	(71%)	(71%)	(72%)	(70%)	(66%)	(71%)	(41%)	(67%)	(64%)	(69%)	(65%)	(65%)	(64%)	(55%)
Perc	29	31	2	29	78	75	72	55	59	99	59	60	41	23	33	77	18	55

BREED AVERAGE 2020 DROP ANGUS	EBV	CE-Dir	CE-Dtr	GL	BWT	200	400	600	MWT	MILK	SS	DC	CWT	EMA	RIB	RUMP	RBY	IMF	DOC	\$A	\$D	\$GN	\$GS
		2.2	2.6	-4.7	4.1	50	89	117	101	17	2.1	-4.7	66	6.2	0.0	-0.4	0.5	2.1	7	\$195	\$160	\$256	\$178

LANDFALL ANGUS BULL SALE

LOT 69 LANDFALL ASHLAND R153 ^{PV}

Soc Id: TFAR153
Born: 22/07/2020

Rego. Status: HBR

Purchaser

Traits observed: GL,CE,BWT,200WT,400WT,600WT,SC, Scan(Rib,Rump,IMF),DOC,Genomics

Index Values			
\$A	\$D	\$GN	\$GS
\$282	\$234	\$370	\$268

Genetic Status AMFU CAFU DDFU NHFU
Price

G A R DAYLIGHT #
G A R EARLY BIRD #
G A R PROGRESS 830 #
Sire: G A R ASHLAND ^{PV}
B/R AMBUSH 28 #
CHAIR ROCK AMBUSH 1018 #
G A R YIELD GRADE N366 #
A A R TEN X 7008 S A ^{SV}
V A R FOREMAN 3339 ^{PV}
SANDPOINT BLACKBIRD 8809 #
Dam: LANDFALL ELINE P645 ^{PV}
RENNYLEA EDMUND E11 ^{PV}
LANDFALL ELINE K57 ^{SV}
LANDFALL ELINE H44 #

February 2022 TransTasman Angus Cattle Evaluation

EBV	CE-Dir	CE-Dtr	GL	BW	200	400	600	Mwt	Milk	SS	DC	CWT	EMA	Rib	Rump	RBY	IMF	DOC
	-1.5	+4.4	-8.8	+6.0	+69	+114	+150	+126	+11	+2.3	-5.2	+90	+11.4	-0.7	-1.9	+2.5	+2.5	-27
Acc	(61%)	(51%)	(84%)	(74%)	(73%)	(73%)	(74%)	(70%)	(66%)	(73%)	(41%)	(69%)	(67%)	(71%)	(67%)	(68%)	(67%)	(59%)
Perc	80	35	5	87	1	3	4	13	94	37	40	2	3	69	85	3	32	99

LOT 70 LANDFALL ASHLAND R553 ^{PV}

Soc Id: TFAR553
Born: 07/08/2020

Rego. Status: HBR

Purchaser

Traits observed: GL,CE,BWT,200WT,400WT,600WT,SC, Scan(EMA,Rib,Rump,IMF),DOC,Genomics

Index Values			
\$A	\$D	\$GN	\$GS
\$268	\$226	\$358	\$253

Genetic Status AMFU CAFU DDFU NHFU
Price

G A R DAYLIGHT #
G A R EARLY BIRD #
G A R PROGRESS 830 #
Sire: G A R ASHLAND ^{PV}
B/R AMBUSH 28 #
CHAIR ROCK AMBUSH 1018 #
G A R YIELD GRADE N366 #
TC ABERDEEN 759 ^{SV}
LANDFALL ABERDEEN H557 ^{SV}
LANDFALL DAINTY Z154 #
Dam: LANDFALL LADY K304 ^{SV}
TE MANIA EMPEROR E343 ^{PV}
LANDFALL LADY H26 #
LANDFALL LADY F100 #

February 2022 TransTasman Angus Cattle Evaluation

EBV	CE-Dir	CE-Dtr	GL	BW	200	400	600	Mwt	Milk	SS	DC	CWT	EMA	Rib	Rump	RBY	IMF	DOC
	+0.4	+6.3	-6.5	+5.2	+67	+115	+144	+127	+15	+2.8	-5.3	+78	+10.1	-0.1	-1.4	+1.5	+2.8	-2
Acc	(59%)	(48%)	(84%)	(74%)	(71%)	(71%)	(73%)	(69%)	(64%)	(72%)	(38%)	(66%)	(64%)	(68%)	(64%)	(65%)	(64%)	(55%)
Perc	69	17	22	74	2	3	6	11	69	20	38	15	7	51	75	14	23	80

LOT 71 LANDFALL LEONARDO R335 ^{PV}

Soc Id: TFAR335
Born: 30/07/2020

Rego. Status: HBR

Purchaser

Traits observed: GL,CE,BWT,200WT,400WT,600WT,SC, Scan(EMA,Rib,Rump,IMF),DOC,Genomics

Index Values			
\$A	\$D	\$GN	\$GS
\$178	\$154	\$230	\$158

Genetic Status AMFU CAFU DDFU NHFU
Price

A A R TEN X 7008 S A ^{SV}
DEER VALLEY ALL IN ^{SV}
DEER VALLEY RITA 0274 #
Sire: LANDFALL LEONARDO L24 ^{PV}
LANDFALL MODEST F178 ^{SV}
LANDFALL JOYLE J527 ^{SV}
LANDFALL JOYLE A503 #
RENNYLEA EDMUND E11 ^{PV}
LANDFALL KEYSTONE K132 ^{PV}
LANDFALL ARCHER H807 ^{SV}
Dam: LANDFALL ARCHER P962 ^{SV}
LT DRIVEN 9087 #
LANDFALL ARCHER L724 #
LANDFALL ARCHER H564 #

February 2022 TransTasman Angus Cattle Evaluation

EBV	CE-Dir	CE-Dtr	GL	BW	200	400	600	Mwt	Milk	SS	DC	CWT	EMA	Rib	Rump	RBY	IMF	DOC
	-3.7	-1.4	-2.7	+6.6	+63	+120	+157	+155	+21	+2.3	-3.9	+96	+8.4	+0.3	-1.0	+0.8	+1.2	+12
Acc	(59%)	(51%)	(84%)	(73%)	(70%)	(70%)	(72%)	(68%)	(64%)	(71%)	(39%)	(65%)	(63%)	(67%)	(64%)	(64%)	(63%)	(56%)
Perc	89	85	81	93	5	1	2	2	23	37	64	1	18	39	66	36	82	33

LOT 72 LANDFALL LEONARDO R778 ^{SV}

Soc Id: TFAR778
Born: 13/08/2020

Rego. Status: APR

Purchaser

Traits observed: GL,CE,BWT,200WT,400WT,600WT,SC, Scan(EMA,Rib,Rump,IMF),DOC,Genomics

Index Values			
\$A	\$D	\$GN	\$GS
\$204	\$178	\$260	\$188

Genetic Status AM2% CA2% DD2% NH2%
Price

A A R TEN X 7008 S A ^{SV}
DEER VALLEY ALL IN ^{SV}
DEER VALLEY RITA 0274 #
Sire: LANDFALL LEONARDO L24 ^{PV}
LANDFALL MODEST F178 ^{SV}
LANDFALL JOYLE J527 ^{SV}
LANDFALL JOYLE A503 #
CONNEALY CONFIDENCE 0100 #
GAFFNEY GAME TIME 370 ^{SV}
R B LADY STANDARD 305-890 #
Dam: LANDFALL N259 ^{SV}
LANDFALL REGENT J236 ^{PV}
LANDFALL L918 ^{SV}
LANDFALL H560 #

February 2022 TransTasman Angus Cattle Evaluation

EBV	CE-Dir	CE-Dtr	GL	BW	200	400	600	Mwt	Milk	SS	DC	CWT	EMA	Rib	Rump	RBY	IMF	DOC
	+0.5	-4.2	-1.3	+2.5	+50	+103	+128	+94	+23	+1.9	-2.9	+68	+7.5	+0.8	+0.1	+0.9	+1.3	-4
Acc	(58%)	(50%)	(85%)	(74%)	(71%)	(71%)	(73%)	(69%)	(65%)	(71%)	(39%)	(66%)	(64%)	(69%)	(65%)	(65%)	(64%)	(52%)
Perc	68	95	93	16	49	15	26	63	11	54	80	45	28	26	36	32	78	84

BREED AVERAGE 2020 DROP ANGUS	EBV	CE-Dir	CE-Dtr	GL	BWT	200	400	600	MWT	MILK	SS	DC	CWT	EMA	RIB	RUMP	RBY	IMF	DOC	\$A	\$D	\$GN	\$GS
		2.2	2.6	-4.7	4.1	50	89	117	101	17	2.1	-4.7	66	6.2	0.0	-0.4	0.5	2.1	7	\$195	\$160	\$256	\$178



LANDFALL ANGUS BULL SALE

LOT 73 LANDFALL ENHANCE R1618^{PV} (ET)

Soc Id: TFAR1618
Born: 12/08/2020

Rego. Status: HBR

Index Values			
\$A	\$D	\$GN	\$GS
\$203	\$160	\$279	\$187

Genetic Status AMFU CAFU DDFU NHFU
Price

Purchaser

Traits observed: BWT,200WT,400WT,600WT,SC, Scan(EMA,Rib,Rump,IMF),DOC,Genomics

SYDGEN GOOGOL[#]
SYDGEN EXCEED 3223^{PV}
SYDGEN FOREVER LADY 1255[#]
Sire: SYDGEN ENHANCE^{SV}
SYDGEN LIBERTY GA 8627[#]
SYDGEN RITA 2618[#]
FOX RUN RITA 9308[#]
BOOROOMOOKA UNDERTAKEN Y145^{PV}
RENNYLEA EDMUND E11^{PV}
LAWSONS HENRY VIII Y5^{SV}
Dam: LANDFALL JOYLE K72^{SV}
LANDFALL INFINITY F497^{PV}
LANDFALL JOYLE H217[#]
LANDFALL F105[#]

February 2022 TransTasman Angus Cattle Evaluation																		
EBV	CE-Dir	CE-Dtr	GL	BW	200	400	600	Mwt	Milk	SS	DC	CWT	EMA	Rib	Rump	RBY	IMF	DOC
	-4.7	-3.0	-2.9	+6.7	+66	+121	+165	+157	+17	+3.0	-2.8	+95	+5.8	-2.7	-2.7	+1.0	+2.8	+21
Acc	(61%)	(53%)	(71%)	(73%)	(70%)	(70%)	(72%)	(67%)	(62%)	(71%)	(38%)	(65%)	(63%)	(67%)	(63%)	(63%)	(63%)	(59%)
Perc	91	92	78	94	2	1	1	1	53	15	81	1	54	98	94	28	23	12

LOT 74 LANDFALL NOBLEMAN R252^{PV}

Soc Id: TFAR252
Born: 24/07/2020

Rego. Status: HBR

Index Values			
\$A	\$D	\$GN	\$GS
\$197	\$150	\$287	\$183

Genetic Status AMFU CAFU DDFU NHFU
Price

Purchaser

Traits observed: GL,CE,BWT,200WT,400WT,600WT,SC, Scan(EMA,Rib,Rump,IMF),DOC,Genomics

RENNYLEA EDMUND E11^{PV}
LANDFALL KEYSTONE K132^{PV}
LANDFALL ARCHER H807^{SV}
Sire: LANDFALL NOBLEMAN N106^{SV}
LANDFALL HANK H68^{PV}
LANDFALL ARCHER L118^{SV}
LANDFALL ARCHER J831[#]
EF COMPLEMENT 8088^{PV}
LANDFALL COMPLEMENT M66^{SV}
LANDFALL ARCHER K341[#]
Dam: LANDFALL JOYLE P393^{SV}
ARDROSSAN HONOUR H255^{PV}
LANDFALL JOYLE M1111[#]
LANDFALL JOYLE D30^{SV}

February 2022 TransTasman Angus Cattle Evaluation																		
EBV	CE-Dir	CE-Dtr	GL	BW	200	400	600	Mwt	Milk	SS	DC	CWT	EMA	Rib	Rump	RBY	IMF	DOC
	+0.8	-1.6	-5.9	+4.5	+56	+107	+142	+130	+23	+2.6	-2.2	+90	+4.8	-2.1	-2.9	+0.1	+4.1	-8
Acc	(57%)	(49%)	(84%)	(74%)	(72%)	(71%)	(72%)	(68%)	(62%)	(71%)	(39%)	(66%)	(64%)	(69%)	(65%)	(66%)	(64%)	(54%)
Perc	66	86	30	59	18	8	8	10	11	26	88	2	72	94	95	66	3	91

LOT 75 LANDFALL MOMENTOUS R779^{PV}

Soc Id: TFAR779
Born: 13/08/2020

Rego. Status: HBR

Index Values			
\$A	\$D	\$GN	\$GS
\$184	\$152	\$245	\$169

Genetic Status AMFU CAFU DDFU NHFU
Price

Purchaser

Traits observed: GL,CE,BWT,200WT,400WT,600WT,SC, Scan(EMA,Rib,Rump,IMF),DOC,Genomics

G A R PROGRESS^{SV}
G A R MOMENTUM^{PV}
G A R BIG EYE 1770[#]
Sire: LAWSONS MOMENTOUS M518^{PV}
TE MANIA AFRICA A217^{PV}
LAWSONS AFRICA H229^{SV}
LAWSONS ROCKND AMBUSH E1103^{PV}
RENNYLEA EDMUND E11^{PV}
LANDFALL KEYSTONE K132^{PV}
LANDFALL ARCHER H807^{SV}
Dam: LANDFALL ELSA N67^{SV}
LANDFALL ELEVATOR J220^{PV}
LANDFALL ELSA L1101[#]
LANDFALL ELSA H239[#]

February 2022 TransTasman Angus Cattle Evaluation																		
EBV	CE-Dir	CE-Dtr	GL	BW	200	400	600	Mwt	Milk	SS	DC	CWT	EMA	Rib	Rump	RBY	IMF	DOC
	-5.6	-4.1	-3.6	+5.9	+52	+92	+118	+117	+16	+4.0	-5.8	+66	+10.0	+0.0	+0.8	+0.9	+2.7	+23
Acc	(61%)	(54%)	(84%)	(73%)	(71%)	(70%)	(72%)	(68%)	(63%)	(72%)	(42%)	(66%)	(64%)	(69%)	(65%)	(65%)	(64%)	(56%)
Perc	93	95	68	86	36	43	46	22	60	3	30	54	8	48	20	32	26	9

LOT 76 LANDFALL DUSTY R748^{SV}

Soc Id: TFAR748
Born: 13/08/2020

Rego. Status: HBR

Index Values			
\$A	\$D	\$GN	\$GS
\$268	\$228	\$345	\$251

Genetic Status AMFU CAFU DDFU NHFU
Price

Purchaser

Traits observed: GL,CE,BWT,200WT,400WT,600WT,SC, Scan(EMA,Rib,Rump,IMF),DOC,Genomics

C R A BEXTOR 872 5205 608[#]
G A R PROPHET^{SV}
G A R OBJECTIVE 1885[#]
Sire: CLUNES CROSSING DUSTY M13^{PV}
TE MANIA BERKLEY B1^{PV}
CLUNES CROSSING GLORIOUS G1^{SV}
TE MANIA LOWAN A1[#]
C R A BEXTOR 872 5205 608[#]
TC ABERDEEN 759^{SV}
TC BLACKBIRD 4034[#]
Dam: LANDFALL JOYLE L486[#]
ARDROSSAN DIRECTION W109^{PV}
LANDFALL JOYLE D30^{SV}
LANDFALL JOYLE X125[#]

February 2022 TransTasman Angus Cattle Evaluation																		
EBV	CE-Dir	CE-Dtr	GL	BW	200	400	600	Mwt	Milk	SS	DC	CWT	EMA	Rib	Rump	RBY	IMF	DOC
	-4.6	+0.9	-3.4	+6.9	+62	+100	+126	+85	+20	+2.0	-7.1	+68	+12.5	+0.5	-1.8	+2.4	+1.9	+2
Acc	(63%)	(58%)	(85%)	(76%)	(74%)	(74%)	(75%)	(72%)	(67%)	(74%)	(46%)	(69%)	(67%)	(71%)	(68%)	(69%)	(67%)	(59%)
Perc	91	71	71	95	5	19	28	78	25	50	13	45	2	33	83	3	55	67

BREED AVERAGE 2020 DROP ANGUS		EBV	CE-Dir	CE-Dtr	GL	BWT	200	400	600	MWT	MILK	SS	DC	CWT	EMA	RIB	RUMP	RBY	IMF	DOC	\$A	\$D	\$GN	\$GS
			2.2	2.6	-4.7	4.1	50	89	117	101	17	2.1	-4.7	66	6.2	0.0	-0.4	0.5	2.1	7	\$195	\$160	\$256	\$178



LANDFALL ANGUS BULL SALE

LOT 77 LANDFALL LORENZO R525 ^{PV}

Soc Id: TFAR525
Born: 07/08/2020

Rego. Status: HBR

Purchaser

Traits observed: GL,CE,BWT,200WT,400WT,600WT,SC, Scan(EMA,Rump,IMF),DOC,Genomics

Index Values			
\$A	\$D	\$GN	\$GS
\$236	\$179	\$327	\$227

Genetic Status AMFU CAFU DDFU NHFU
Price

G A R INGENUITY #
H P C A INTENSITY #
G A R PREDESTINED 287L #
Sire: RENNYLEA L519 ^{PV}
TE MANIA BERKLEY B1 ^{PV}
RENNYLEA H414 ^{SV}
RENNYLEA C310 #
BOOROOMOOKA UNDERTAKEN Y145 ^{PV}
RENNYLEA EDMUND E11 ^{PV}
LAWSONS HENRY VIII Y5 ^{SV}
Dam: LANDFALL ELSA N1050 ^{PV}
KM BROKEN BOW 002 ^{PV}
LANDFALL ELSA K211 ^{PV}
LANDFALL ELSA F469 ^{SV}

February 2022 TransTasman Angus Cattle Evaluation

EBV	CE-Dir	CE-Dtr	GL	BW	200	400	600	Mwt	Milk	SS	DC	CWT	EMA	Rib	Rump	RBY	IMF	DOC
	+11.8	+7.0	-8.7	+0.5	+43	+81	+108	+87	+24	+1.7	-8.6	+69	+7.4	+2.5	+1.9	-1.4	+4.4	+17
Acc	(63%)	(58%)	(84%)	(74%)	(73%)	(73%)	(73%)	(72%)	(68%)	(73%)	(47%)	(69%)	(67%)	(71%)	(68%)	(68%)	(67%)	(59%)
Perc	1	12	5	2	81	76	70	75	8	63	4	40	29	4	7	97	2	20

LOT 78 LANDFALL LEONARDO R106 ^{PV}

Soc Id: TFAR106
Born: 20/07/2020

Rego. Status: APR

Purchaser

Traits observed: GL,CE,BWT,200WT,400WT,600WT,SC, Scan(EMA,Rib,Rump,IMF),DOC,Genomics

Index Values			
\$A	\$D	\$GN	\$GS
\$189	\$164	\$243	\$170

Genetic Status AMFU,CAFU,DDC,NHFU
Price

A A R TEN X 7008 S A ^{SV}
DEER VALLEY ALL IN ^{SV}
DEER VALLEY RITA 0274 #
Sire: LANDFALL LEONARDO L24 ^{PV}
LANDFALL MODEST F178 ^{SV}
LANDFALL JOYLE J527 ^{SV}
LANDFALL JOYLE A503 #
PRIME JUGGERNAUT J15 ^{SV}
LANDFALL JUGGERNAUT M700 ^{PV}
LANDFALL JOYLE D30 ^{SV}
Dam: LANDFALL P1316 ^{SV}
LANDFALL SHEEN Z219 ^{PV}
LANDFALL B595 #
LANDFALL Z633 #

February 2022 TransTasman Angus Cattle Evaluation

EBV	CE-Dir	CE-Dtr	GL	BW	200	400	600	Mwt	Milk	SS	DC	CWT	EMA	Rib	Rump	RBY	IMF	DOC
	+1.5	-0.5	-3.5	+4.2	+46	+91	+114	+86	+24	+2.1	-4.6	+60	+3.1	-1.4	-1.5	+1.1	+1.6	-7
Acc	(58%)	(50%)	(83%)	(73%)	(71%)	(70%)	(72%)	(68%)	(65%)	(71%)	(39%)	(65%)	(63%)	(68%)	(64%)	(65%)	(63%)	(53%)
Perc	61	80	70	52	71	44	56	77	7	45	51	75	91	85	77	25	67	88

LOT 79 LANDFALL LORENZO R1614 ^{PV} (ET)

Soc Id: TFAR1614
Born: 12/08/2020

Rego. Status: HBR

Purchaser

Traits observed: BWT,200WT,400WT,600WT,SC, Scan(EMA,Rib,Rump,IMF),DOC,Genomics

Index Values			
\$A	\$D	\$GN	\$GS
\$186	\$154	\$246	\$166

Genetic Status AMFU CAFU DDFU NHFU
Price

G A R INGENUITY #
H P C A INTENSITY #
G A R PREDESTINED 287L #
Sire: RENNYLEA L519 ^{PV}
TE MANIA BERKLEY B1 ^{PV}
RENNYLEA H414 ^{SV}
RENNYLEA C310 #
CONNEALY FRONTLINE #
S A V FRONT RUNNER 0713 #
JACS BLOSSOM 5357 #
Dam: LANDFALL ARCHER H807 ^{SV}
DUNOON REAGAN R093+96 ^{SV}
LANDFALL ARCHER X9 ^{PV}
LANDFALL ARCHER T74 #

February 2022 TransTasman Angus Cattle Evaluation

EBV	CE-Dir	CE-Dtr	GL	BW	200	400	600	Mwt	Milk	SS	DC	CWT	EMA	Rib	Rump	RBY	IMF	DOC
	-5.9	+2.3	-8.7	+8.0	+72	+135	+185	+189	+22	+2.4	-5.2	+109	+4.1	-2.1	-3.2	+0.7	+1.5	+14
Acc	(64%)	(58%)	(71%)	(74%)	(72%)	(73%)	(74%)	(72%)	(67%)	(73%)	(45%)	(68%)	(66%)	(69%)	(67%)	(66%)	(65%)	(63%)
Perc	94	58	5	99	1	1	1	1	14	33	40	1	81	94	97	40	71	27

LOT 80 LANDFALL NEW GROUND R1428 ^{PV} (ET)

Soc Id: TFAR1428
Born: 08/08/2020

Rego. Status: HBR

Purchaser

Traits observed: BWT,200WT,400WT,600WT,SC, Scan(EMA,Rib,Rump,IMF),DOC,Genomics

Index Values			
\$A	\$D	\$GN	\$GS
\$174	\$142	\$221	\$163

Genetic Status AMFU CAFU DDFU NHFU
Price

A A R TEN X 7008 S A ^{SV}
V A R DISCOVERY 2240 ^{PV}
DEER VALLEY RITA 0308 #
Sire: LANDFALL NEW GROUND N90 ^{PV}
MATAURI REALITY 839 #
LANDFALL ELSA L88 ^{PV}
LANDFALL ELSA J139 #
CONNEALY FRONTLINE #
S A V FRONT RUNNER 0713 #
JACS BLOSSOM 5357 #
Dam: LANDFALL ARCHER H807 ^{SV}
DUNOON REAGAN R093+96 ^{SV}
LANDFALL ARCHER X9 ^{PV}
LANDFALL ARCHER T74 #

February 2022 TransTasman Angus Cattle Evaluation

EBV	CE-Dir	CE-Dtr	GL	BW	200	400	600	Mwt	Milk	SS	DC	CWT	EMA	Rib	Rump	RBY	IMF	DOC
	-3.5	-0.1	-6.5	+5.9	+62	+119	+169	+164	+20	+5.1	-3.1	+92	+8.5	-1.5	-3.1	+2.3	+1.1	+21
Acc	(61%)	(52%)	(72%)	(75%)	(73%)	(73%)	(75%)	(70%)	(64%)	(74%)	(43%)	(67%)	(66%)	(70%)	(67%)	(66%)	(66%)	(62%)
Perc	88	78	22	86	5	2	1	1	24	1	77	2	17	87	96	4	84	13

BREED AVERAGE 2020 DROP ANGUS	EBV	CE-Dir	CE-Dtr	GL	BWT	200	400	600	MWT	MILK	SS	DC	CWT	EMA	RIB	RUMP	RBY	IMF	DOC	\$A	\$D	\$GN	\$GS
		2.2	2.6	-4.7	4.1	50	89	117	101	17	2.1	-4.7	66	6.2	0.0	-0.4	0.5	2.1	7	\$195	\$160	\$256	\$178



LANDFALL ANGUS BULL SALE

LOT 81 LANDFALL NEW GROUND R1285 ^{SV}

Soc Id: TFAR1285
Born: 06/08/2020

Rego. Status: HBR

Index Values			
\$A	\$D	\$GN	\$GS
\$204	\$163	\$274	\$189

Genetic Status AMFU,CAFU,DDF,NHFU
Price

Purchaser

Traits observed: GL,CE,BWT,200WT,400WT,600WT,SC, Scan(EMA,Rib,Rump,IMF),DOC,Genomics

A A R TEN X 7008 S A ^{SV}
V A R DISCOVERY 2240 ^{PV}
DEER VALLEY RITA 0308 [#]
Sire: LANDFALL NEW GROUND N90 ^{PV}
MATAURI REALITY 839 [#]
LANDFALL ELSA L88 ^{PV}
LANDFALL ELSA J139 [#]
BON VIEW NEW DESIGN 1407 [#]
LCC NEW STANDARD ^{SV}
LCC SUNSET K3118 [#]
Dam: LANDFALL DAINTY M1010 [#]
TC ABERDEEN 759 ^{SV}
LANDFALL DAINTY H168 [#]
LANDFALL DAINTY Z135 [#]

February 2022 TransTasman Angus Cattle Evaluation

EBV	CE-Dir	CE-Dtr	GL	BW	200	400	600	Mwt	Milk	SS	DC	CWT	EMA	Rib	Rump	RBY	IMF	DOC
	+2.6	-2.2	-6.5	+4.5	+60	+110	+148	+146	+24	+4.4	-4.6	+77	+6.6	+0.8	+0.4	+0.4	+2.5	+25
Acc	(57%)	(48%)	(84%)	(74%)	(71%)	(73%)	(68%)	(61%)	(72%)	(40%)	(65%)	(64%)	(68%)	(65%)	(65%)	(63%)	(55%)	
Perc	52	89	22	59	8	6	5	3	8	2	51	17	41	26	29	53	32	7

LOT 82 LANDFALL LORENZO R1470 ^{SV}

Soc Id: TFAR1470
Born: 09/08/2020

Rego. Status: HBR

Index Values			
\$A	\$D	\$GN	\$GS
\$231	\$185	\$323	\$218

Genetic Status AMFU CAFU DDFU NHFU
Price

Purchaser

Traits observed: GL,CE,BWT,200WT,400WT,600WT,SC, Scan(EMA,Rib,Rump,IMF),DOC,Genomics

G A R INGENUITY [#]
H P C A INTENSITY [#]
G A R PREDESTINED 287L [#]
Sire: RENNYLEA L519 ^{PV}
TE MANIA BERKLEY B1 ^{PV}
RENNYLEA H414 ^{SV}
RENNYLEA C310 [#]
TUWHARETOA REGENT D145 ^{PV}
PRIME JUGGERNAUT J15 ^{SV}
PRIME LOWAN F20 ^{SV}
Dam: LANDFALL FEARLESS M622 [#]
SITZ UPWARD 307R ^{SV}
LANDFALL FEARLESS H34 ^{SV}
LANDFALL FEARLESS D58 ^{SV}

February 2022 TransTasman Angus Cattle Evaluation

EBV	CE-Dir	CE-Dtr	GL	BW	200	400	600	Mwt	Milk	SS	DC	CWT	EMA	Rib	Rump	RBY	IMF	DOC
	-5.1	-2.4	-3.6	+6.0	+65	+118	+151	+141	+20	+2.7	-6.4	+84	+8.0	+2.0	+2.3	-1.1	+3.5	+20
Acc	(61%)	(56%)	(83%)	(73%)	(71%)	(72%)	(70%)	(66%)	(72%)	(43%)	(66%)	(64%)	(68%)	(65%)	(65%)	(64%)	(59%)	
Perc	92	90	68	87	3	2	4	4	26	23	21	6	22	7	4	95	9	14

LOT 83 LANDFALL MOJO R1280 ^{SV}

Soc Id: TFAR1280
Born: 06/08/2020

Rego. Status: HBR

Index Values			
\$A	\$D	\$GN	\$GS
\$248	\$220	\$325	\$229

Genetic Status AMFU CAFU DDFU NHFU
Price

Purchaser

Traits observed: GL,CE,BWT,200WT,400WT,600WT,SC, Scan(EMA,Rib,Rump,IMF),DOC,Genomics

AYRVALE BARTEL E7 ^{PV}
LANDFALL MOJO M45 ^{SV}
LANDFALL ELSA K696 [#]
Sire: LANDFALL MOJO P41 ^{SV}
PRIME JUGGERNAUT J15 ^{SV}
LANDFALL LADY M629 [#]
LANDFALL LADY F153 ^{PV}
GDAR GAME DAY 449 [#]
SITZ RLS UNDERTAKER 11582 [#]
SITZ RLS EISA EVERGREEN 270 [#]
Dam: LANDFALL JOYLE L168 [#]
WERNER WESTWARD 357 [#]
LANDFALL JOYLE J95 [#]
LANDFALL G445 ^{SV}

February 2022 TransTasman Angus Cattle Evaluation

EBV	CE-Dir	CE-Dtr	GL	BW	200	400	600	Mwt	Milk	SS	DC	CWT	EMA	Rib	Rump	RBY	IMF	DOC
	-9.9	+1.3	-6.4	+7.9	+72	+122	+149	+133	+12	+3.4	-6.1	+96	+8.4	-1.0	-1.4	+2.2	+1.9	-31
Acc	(53%)	(45%)	(84%)	(72%)	(68%)	(69%)	(71%)	(66%)	(61%)	(69%)	(35%)	(63%)	(60%)	(65%)	(62%)	(62%)	(60%)	(50%)
Perc	99	67	23	99	1	1	4	7	89	8	25	1	18	77	75	4	55	99

LOT 84 LANDFALL NEW GROUND R1343 ^{SV}

Soc Id: TFAR1343
Born: 07/08/2020

Rego. Status: HBR

Index Values			
\$A	\$D	\$GN	\$GS
\$206	\$175	\$264	\$190

Genetic Status AMFU CAFU DDFU NHFU
Price

Purchaser

Traits observed: GL,CE,BWT,200WT,400WT,600WT,SC, Scan(EMA,Rib,Rump,IMF),DOC,Genomics

A A R TEN X 7008 S A ^{SV}
V A R DISCOVERY 2240 ^{PV}
DEER VALLEY RITA 0308 [#]
Sire: LANDFALL NEW GROUND N90 ^{PV}
MATAURI REALITY 839 [#]
LANDFALL ELSA L88 ^{PV}
LANDFALL ELSA J139 [#]
KAROO W109 DIRECTION Z181 ^{SV}
CARABAR DOCKLANDS D62 ^{PV}
CARABAR BLACKCAP MARY B12 ^{PV}
Dam: LANDFALL ARCHER M1033 [#]
S A V 8180 TRAVELER 004 [#]
LANDFALL ARCHER C300 ^{SV}
LANDFALL ARCHER Q314+95 [#]

February 2022 TransTasman Angus Cattle Evaluation

EBV	CE-Dir	CE-Dtr	GL	BW	200	400	600	Mwt	Milk	SS	DC	CWT	EMA	Rib	Rump	RBY	IMF	DOC
	-3.9	-6.5	-6.8	+7.2	+65	+116	+154	+160	+13	+3.9	-7.7	+88	+8.1	+1.0	+0.1	+1.1	+1.8	+15
Acc	(60%)	(53%)	(85%)	(75%)	(74%)	(74%)	(71%)	(66%)	(74%)	(45%)	(68%)	(67%)	(71%)	(68%)	(68%)	(67%)	(58%)	
Perc	89	98	19	97	3	2	2	1	83	4	8	3	21	21	36	25	59	25

BREED AVERAGE 2020 DROP ANGUS	EBV	CE-Dir	CE-Dtr	GL	BWT	200	400	600	MWT	MILK	SS	DC	CWT	EMA	RIB	RUMP	RBY	IMF	DOC	\$A	\$D	\$GN	\$GS
		2.2	2.6	-4.7	4.1	50	89	117	101	17	2.1	-4.7	66	6.2	0.0	-0.4	0.5	2.1	7	\$195	\$160	\$256	\$178



LANDFALL ANGUS BULL SALE

LOT 85 LANDFALL LORENZO R1679 ^{SV}

Soc Id: TFAR1679
Born: 16/08/2020

Rego. Status: HBR

Index Values			
\$A	\$D	\$GN	\$GS
\$208	\$156	\$301	\$193

Genetic Status AMFU CAFU DDFU NHFU
Price

G A R INGENUITY #
H P C A INTENSITY #
G A R PREDESTINED 287L #
Sire: RENNYLEA L519 ^{PV}
TE MANIA BERKLEY B1 ^{PV}
RENNYLEA H414 ^{SV}
RENNYLEA C310 #
SCHURRTOP REALITY X723 #
MATAURI REALITY 839 #
MATAURI 06663 #
Dam: LANDFALL GEORGIA M244 #
SUMMITCREST COMPLETE 1P55 #
LANDFALL GEORGIA J899 #
FHCC GEORGIA 264 #

Traits observed: GL,CE,BWT,200WT,400WT,600WT,SC, Scan(EMA,Rib,Rump,IMF),DOC,Genomics

February 2022 TransTasman Angus Cattle Evaluation

EBV	CE-Dir	CE-Dtr	GL	BW	200	400	600	Mwt	Milk	SS	DC	CWT	EMA	Rib	Rump	RBY	IMF	DOC
-11.9	-0.5	-1.5	+7.9	+67	+115	+153	+148	+21	+3.5	-8.4	+78	+2.2	+2.9	+2.3	-2.0	+3.9	+14	
Acc	(62%)	(57%)	(85%)	(74%)	(73%)	(72%)	(73%)	(71%)	(67%)	(73%)	(45%)	(68%)	(66%)	(70%)	(67%)	(67%)	(66%)	(58%)
Perc	99	80	92	99	2	3	3	3	23	7	5	14	96	3	4	99	4	29

LOT 86 LANDFALL MOMENTOUS R1273 ^{SV}

Soc Id: TFAR1273
Born: 06/08/2020

Rego. Status: HBR

Index Values			
\$A	\$D	\$GN	\$GS
\$224	\$166	\$324	\$212

Genetic Status AMFU CAFU DDFU NHFU
Price

G A R PROGRESS ^{SV}
G A R MOMENTUM ^{PV}
G A R BIG EYE 1770 #
Sire: LAWSONS MOMENTOUS M518 ^{PV}
TE MANIA AFRICA A217 ^{PV}
LAWSONS AFRICA H229 ^{SV}
LAWSONS ROCKND AMBUSH E1103 ^{PV}
TE MANIA AMBASSADOR A134 ^{SV}
TUWHARETOA REGENT D145 ^{PV}
LAWSONS HENRY VIII Y5 ^{SV}
Dam: LANDFALL ARCHER L973 #
LANDFALL POWER ALLIANCE C24 ^{PV}
LANDFALL ARCHER E66 ^{SV}
LANDFALL ARCHER X9 ^{PV}

Traits observed: GL,CE,BWT,200WT,400WT,600WT,SC, Scan(EMA,Rib,Rump,IMF),DOC,Genomics

February 2022 TransTasman Angus Cattle Evaluation

EBV	CE-Dir	CE-Dtr	GL	BW	200	400	600	Mwt	Milk	SS	DC	CWT	EMA	Rib	Rump	RBY	IMF	DOC
+2.4	-4.6	-7.1	+3.7	+56	+99	+132	+114	+26	+2.4	-2.6	+74	+10.6	+0.4	+0.0	+0.0	+4.0	+10	
Acc	(63%)	(57%)	(84%)	(74%)	(72%)	(71%)	(73%)	(69%)	(65%)	(72%)	(45%)	(68%)	(65%)	(70%)	(66%)	(66%)	(65%)	(59%)
Perc	54	96	16	40	20	22	18	26	3	33	84	24	6	36	39	70	4	40

LOT 87 LANDFALL DUSTY R1184 ^{PV} (ET)

Soc Id: TFAR1184
Born: 03/08/2020

Rego. Status: HBR

Index Values			
\$A	\$D	\$GN	\$GS
\$243	\$209	\$322	\$225

Genetic Status AMFU CAFU DDFU NHFU
Price

MYTTY IN FOCUS #
A A R TEN X 7008 S A ^{SV}
A A R LADY KELTON 5551 #
Sire: V A R FOREMAN 3339 ^{PV}
CONNEALY ONWARD #
SANDPOINT BLACKBIRD 8809 #
RIVERBEND BLACKBIRD 4301 #
BOOROOMOOKA UNDERTAKEN Y145 ^{PV}
RENNYLEA EDMUND E11 ^{PV}
LAWSONS HENRY VIII Y5 ^{SV}
Dam: LANDFALL LORETTA J677 ^{SV}
LANDFALL TIM Z45 ^{SV}
LANDFALL B313 #
LANDFALL LORETTA Z217 #

Traits observed: BWT,200WT,400WT,600WT,SC, Scan(EMA,Rib,Rump,IMF),DOC,Genomics

February 2022 TransTasman Angus Cattle Evaluation

EBV	CE-Dir	CE-Dtr	GL	BW	200	400	600	Mwt	Milk	SS	DC	CWT	EMA	Rib	Rump	RBY	IMF	DOC
-1.4	+2.1	-6.0	+7.7	+67	+120	+152	+150	+13	+1.5	-6.2	+90	+8.0	-0.1	-0.5	+1.2	+2.9	+3	
Acc	(61%)	(54%)	(72%)	(76%)	(74%)	(74%)	(75%)	(71%)	(68%)	(73%)	(45%)	(69%)	(66%)	(70%)	(67%)	(67%)	(66%)	(64%)
Perc	79	60	28	98	2	1	3	2	87	72	24	2	22	51	52	22	21	64

LOT 88 LANDFALL NEW GROUND R1262 ^{PV} (ET)

Soc Id: TFAR1262
Born: 05/08/2020

Rego. Status: HBR

Index Values			
\$A	\$D	\$GN	\$GS
\$239	\$187	\$326	\$228

Genetic Status AMFU CAFU DDFU NHFU
Price

A A R TEN X 7008 S A ^{SV}
V A R DISCOVERY 2240 ^{PV}
DEER VALLEY RITA 0308 #
Sire: LANDFALL NEW GROUND N90 ^{PV}
MATAURI REALITY 839 #
LANDFALL ELSA L88 ^{PV}
LANDFALL ELSA J139 #
SYDGEN TRUST 6228 #
SYDGEN BLACK PEARL 2006 ^{PV}
SYDGEN ANITA 8611 #
Dam: LANDFALL ELINE M59 ^{PV}
RENNYLEA EDMUND E11 ^{PV}
LANDFALL ELINE K57 ^{SV}
LANDFALL ELINE H44 #

Traits observed: BWT,200WT,400WT,600WT,SC, Scan(EMA,Rib,Rump,IMF),DOC,Genomics

February 2022 TransTasman Angus Cattle Evaluation

EBV	CE-Dir	CE-Dtr	GL	BW	200	400	600	Mwt	Milk	SS	DC	CWT	EMA	Rib	Rump	RBY	IMF	DOC
+2.7	-0.1	-6.6	+4.0	+61	+104	+140	+125	+17	+4.1	-4.5	+86	+9.9	+2.2	-0.8	+0.7	+3.2	+22	
Acc	(61%)	(52%)	(74%)	(76%)	(75%)	(75%)	(76%)	(71%)	(65%)	(74%)	(44%)	(69%)	(67%)	(71%)	(68%)	(68%)	(67%)	(62%)
Perc	51	78	21	47	7	12	9	14	55	3	53	5	8	6	60	40	14	11

BREED AVERAGE 2020 DROP ANGUS																						
EBV	CE-Dir	CE-Dtr	GL	BWT	200	400	600	MWT	MILK	SS	DC	CWT	EMA	RIB	RUMP	RBY	IMF	DOC	\$A	\$D	\$GN	\$GS
2.2	2.6	-4.7	4.1	50	89	117	101	17	2.1	-4.7	66	6.2	0.0	-0.4	0.5	2.1	7	\$195	\$160	\$256	\$178	



LANDFALL ANGUS BULL SALE

LOT 89 LANDFALL COMPLEMENT R1943 ^{SV}

Soc Id: TFAR1943
Born: 07/09/2020

Rego. Status: HBR

Purchaser

Traits observed: CE,BWT,200WT,400WT,600WT,SC, Scan(EMA,Rib,Rump,IMF),DOC,Genomics

Index Values			
\$A	\$D	\$GN	\$GS
\$214	\$170	\$292	\$199

Genetic Status AMFU CAFU DDFU NHFU
Price

BASIN FRANCHISE P142 [#]
EF COMPLEMENT 8088 ^{PV}
EF EVERELDA ENTENSE 6117 [#]
Sire: LANDFALL COMPLEMENT P1000 ^{SV}
DEER VALLEY ALL IN ^{SV}
LANDFALL ARCHER L85 [#]
LANDFALL ARCHER J803 [#]
TC ABERDEEN 759 ^{SV}
LANDFALL HANK H68 ^{PV}
LANDFALL POLLY F353 ^{SV}
Dam: LANDFALL ARCHER M2 [#]
S A V 8180 TRAVELER 004 [#]
LANDFALL ARCHER C311 ^{SV}
LANDFALL ARCHER Q314+95 [#]

February 2022 TransTasman Angus Cattle Evaluation

EBV	CE-Dir	CE-Dtr	GL	BW	200	400	600	Mwt	Milk	SS	DC	CWT	EMA	Rib	Rump	RBY	IMF	DOC
	-0.9	-1.5	-7.3	+7.4	+58	+107	+140	+117	+21	+3.2	-3.3	+78	+7.1	+0.8	+0.8	-0.2	+3.3	+1
Acc	(55%)	(50%)	(67%)	(72%)	(69%)	(69%)	(71%)	(67%)	(62%)	(69%)	(40%)	(64%)	(61%)	(67%)	(64%)	(64%)	(62%)	(47%)
Perc	77	86	14	97	12	8	9	21	20	11	74	15	33	26	20	77	12	71

LOT 90 LANDFALL MOJO R1459 ^{SV}

Soc Id: TFAR1459
Born: 09/08/2020

Rego. Status: HBR

Purchaser

Traits observed: GL,CE,BWT,200WT,400WT,600WT,SC, Scan(EMA,Rib,Rump,IMF),DOC,Genomics

Index Values			
\$A	\$D	\$GN	\$GS
\$233	\$211	\$301	\$212

Genetic Status AMFU CAFU DDFU NHFU
Price

AYRVALE BARTEL E7 ^{PV}
LANDFALL MOJO M45 ^{SV}
LANDFALL ELSA K696 [#]
Sire: LANDFALL MOJO P41 ^{SV}
PRIME JUGGERNAUT J15 ^{SV}
LANDFALL LADY M629 [#]
LANDFALL LADY F153 ^{PV}
CONNEALY ONWARD [#]
WERNER WAR PARTY 2417 [#]
BAAR USA LADY JAYE 489 [#]
Dam: LANDFALL ELSA M227 [#]
K C F BENNETT PERFORMER [#]
LANDFALL ELSA H388 [#]
LANDFALL ELSA C464 ^{SV}

February 2022 TransTasman Angus Cattle Evaluation

EBV	CE-Dir	CE-Dtr	GL	BW	200	400	600	Mwt	Milk	SS	DC	CWT	EMA	Rib	Rump	RBY	IMF	DOC
	+1.2	+4.2	-5.2	+4.9	+64	+117	+142	+134	+14	+1.7	-4.5	+81	+8.7	-0.8	-3.2	+2.3	+1.6	-22
Acc	(54%)	(47%)	(84%)	(72%)	(69%)	(69%)	(71%)	(66%)	(61%)	(69%)	(36%)	(64%)	(60%)	(66%)	(62%)	(63%)	(61%)	(51%)
Perc	63	38	41	68	3	2	8	7	81	63	53	10	16	72	97	4	67	99

LOT 91 LANDFALL NEW GROUND R1547 ^{SV}

Soc Id: TFAR1547
Born: 10/08/2020

Rego. Status: APR

Purchaser

Traits observed: GL,CE,BWT,200WT,400WT,600WT,SC, Scan(EMA,Rib,Rump,IMF),DOC,Genomics

Index Values			
\$A	\$D	\$GN	\$GS
\$213	\$167	\$282	\$202

Genetic Status AMFU CAFU DDFU NHFU
Price

A A R TEN X 7008 S A ^{SV}
V A R DISCOVERY 2240 ^{PV}
DEER VALLEY RITA 0308 [#]
Sire: LANDFALL NEW GROUND N90 ^{PV}
MATAURI REALITY 839 [#]
LANDFALL ELSA L88 ^{PV}
LANDFALL ELSA J139 [#]
BOOROOMOOKA UNDERTAKEN Y145 ^{PV}
RENNYLEA EDMUND E11 ^{PV}
LAWSONS HENRY VIII Y5 ^{SV}
Dam: LANDFALL ARCHER K932 [#]
LANDFALL TIM W307 [#]
LANDFALL ARCHER C631 [#]
LANDFALL Y515 [#]

February 2022 TransTasman Angus Cattle Evaluation

EBV	CE-Dir	CE-Dtr	GL	BW	200	400	600	Mwt	Milk	SS	DC	CWT	EMA	Rib	Rump	RBY	IMF	DOC
	+5.7	-4.4	-4.6	+4.5	+54	+98	+136	+128	+19	+5.2	-6.2	+79	+9.0	+1.2	-1.3	+1.3	+3.2	+24
Acc	(59%)	(52%)	(84%)	(74%)	(72%)	(72%)	(73%)	(69%)	(63%)	(72%)	(43%)	(66%)	(65%)	(69%)	(66%)	(66%)	(65%)	(57%)
Perc	25	95	51	59	26	25	14	11	39	1	24	13	13	17	73	19	14	9

LOT 92 LANDFALL FIREBALL R1684 ^{PV} (ET)

Soc Id: TFAR1684
Born: 16/08/2020

Rego. Status: HBR

Purchaser

Traits observed: BWT,200WT,400WT,600WT,SC, Scan(EMA,Rib,Rump,IMF),DOC,Genomics

Index Values			
\$A	\$D	\$GN	\$GS
\$254	\$214	\$347	\$241

Genetic Status AMFU CAFU DDFU NHFU
Price

G A R SURE FIRE ^{SV}
G A R SURE FIRE 6404 [#]
G A R COMPLETE N281 [#]
Sire: GB FIREBALL 672 ^{PV}
G A R ANTICIPATION [#]
GB ANTICIPATION 432 [#]
GB AMBUSH 269 [#]
A A R TEN X 7008 S A ^{SV}
V A R DISCOVERY 2240 ^{PV}
DEER VALLEY RITA 0308 [#]
Dam: LANDFALL PRINCESS N869 ^{SV}
TE MANIA INFINITY 04 379 AB [#]
LANDFALL PRINCESS D48 ^{SV}
LANDFALL B453 [#]

February 2022 TransTasman Angus Cattle Evaluation

EBV	CE-Dir	CE-Dtr	GL	BW	200	400	600	Mwt	Milk	SS	DC	CWT	EMA	Rib	Rump	RBY	IMF	DOC
	+0.6	+2.3	-4.4	+5.4	+67	+122	+154	+154	+16	+3.7	-4.4	+87	+9.5	-2.6	-2.5	+2.3	+3.5	+2
Acc	(60%)	(48%)	(71%)	(74%)	(73%)	(72%)	(73%)	(69%)	(64%)	(73%)	(39%)	(67%)	(65%)	(69%)	(66%)	(66%)	(65%)	(58%)
Perc	67	58	55	78	2	1	2	2	62	5	55	4	10	98	92	4	9	68

BREED AVERAGE 2020 DROP ANGUS		CE-Dir	CE-Dtr	GL	BWT	200	400	600	MWT	MILK	SS	DC	CWT	EMA	RIB	RUMP	RBY	IMF	DOC	\$A	\$D	\$GN	\$GS
EBV		2.2	2.6	-4.7	4.1	50	89	117	101	17	2.1	-4.7	66	6.2	0.0	-0.4	0.5	2.1	7	\$195	\$160	\$256	\$178



LANDFALL ANGUS BULL SALE

LOT 93 LANDFALL KEYSTONE R1674 ^{PV} (ET)

Soc Id: TFAR1674

Born: 15/08/2020

Rego. Status: HBR

Index Values			
\$A	\$D	\$GN	\$GS
\$209	\$175	\$283	\$188

Genetic Status AMFU CAFU DDFU NHFU
Price

BOOROOMOOKA UNDERTAKEN Y145 ^{PV}
RENNYLEA EDMUND E11 ^{PV}
LAWSONS HENRY VIII Y5 ^{SV}
Sire: LANDFALL KEYSTONE K132 ^{PV}
S A V FRONT RUNNER 0713 [#]
LANDFALL ARCHER H807 ^{SV}
LANDFALL ARCHER X9 ^{PV}

TC ABERDEEN 759 ^{SV}
LANDFALL HANK H68 ^{PV}
LANDFALL POLLY F353 ^{SV}
Dam: LANDFALL ARCHER M3 ^{PV}
TE MANIA EMPEROR E343 ^{PV}
LANDFALL ARCHER H103 [#]
LANDFALL ARCHER F95 ^{SV}

Purchaser

Traits observed: BWT,200WT,400WT,600WT,SC, Scan(EMA,Rib,Rump,IMF),DOC,Genomics

February 2022 TransTasman Angus Cattle Evaluation

EBV	CE-Dir	CE-Dtr	GL	BW	200	400	600	Mwt	Milk	SS	DC	CWT	EMA	Rib	Rump	RBY	IMF	DOC
	-9.9	+1.2	-2.3	+6.6	+67	+112	+143	+130	+20	+2.7	-5.6	+91	+7.8	-0.2	-3.5	+1.5	+1.9	-22
Acc	(64%)	(57%)	(72%)	(76%)	(75%)	(75%)	(76%)	(73%)	(69%)	(74%)	(46%)	(70%)	(68%)	(72%)	(69%)	(69%)	(68%)	(65%)
Perc	99	68	85	93	2	4	7	10	25	23	33	2	24	54	98	14	55	99

LOT 94 LANDFALL MOJO R1685 ^{PV}

Soc Id: TFAR1685

Born: 16/08/2020

Rego. Status: APR

Index Values			
\$A	\$D	\$GN	\$GS
\$199	\$159	\$262	\$179

Genetic Status AMFU,CAFU,DDC,NHFU
Price

AYRVALE BARTEL E7 ^{PV}
LANDFALL MOJO M45 ^{SV}
LANDFALL ELSA K696 [#]
Sire: LANDFALL MOJO P244 ^{PV}
LANDFALL CONFIDENCE K62 ^{SV}
LANDFALL RITO M383 ^{SV}
LANDFALL RITO K533 [#]

ARDROSSAN EQUATOR A241 ^{PV}
LANDFALL EQUATOR G517 ^{SV}
LANDFALL ARCHER D239 [#]
Dam: LANDFALL SPHINX N1206 [#]
LANDFALL INFINITY E453 ^{SV}
LANDFALL SPHINX J795 [#]
LANDFALL SPHINX Z639 [#]

Purchaser

Traits observed: CE,BWT,200WT,400WT,600WT,SC, Scan(EMA,Rib,Rump,IMF),DOC,Genomics

February 2022 TransTasman Angus Cattle Evaluation

EBV	CE-Dir	CE-Dtr	GL	BW	200	400	600	Mwt	Milk	SS	DC	CWT	EMA	Rib	Rump	RBY	IMF	DOC
	+1.8	-0.4	-6.3	+6.3	+58	+102	+140	+124	+19	+1.8	-5.0	+84	+3.4	-0.6	-1.7	+0.3	+1.9	-1
Acc	(52%)	(45%)	(68%)	(71%)	(68%)	(68%)	(71%)	(66%)	(60%)	(69%)	(35%)	(63%)	(60%)	(66%)	(62%)	(63%)	(61%)	(43%)
Perc	59	80	24	90	14	16	9	14	36	59	44	6	89	66	81	58	55	75

LOT 95 LANDFALL ASHLAND R1236 ^{SV}

Soc Id: TFAR1236

Born: 05/08/2020

Rego. Status: APR

Index Values			
\$A	\$D	\$GN	\$GS
\$297	\$250	\$404	\$285

Genetic Status AMFU CAFU DDFU NHFU
Price

G A R DAYLIGHT [#]
G A R EARLY BIRD [#]
G A R PROGRESS 830 [#]
Sire: G A R ASHLAND ^{PV}
B/R AMBUSH 28 [#]
CHAIR ROCK AMBUSH 1018 [#]
G A R YIELD GRADE N366 [#]

TUWHARETOA REGENT D145 ^{PV}
PRIME JUGGERNAUT J15 ^{SV}
PRIME LOWAN F20 ^{SV}
Dam: LANDFALL EGRET M724 [#]
TC ABERDEEN 759 ^{SV}
LANDFALL EGRET H369 ^{PV}
LANDFALL D376 ^{SV}

Purchaser

Traits observed: GL,CE,BWT,200WT,400WT,600WT,SC, Scan(EMA,Rib,Rump,IMF),DOC,Genomics

February 2022 TransTasman Angus Cattle Evaluation

EBV	CE-Dir	CE-Dtr	GL	BW	200	400	600	Mwt	Milk	SS	DC	CWT	EMA	Rib	Rump	RBY	IMF	DOC
	+6.5	+7.5	-7.4	+2.0	+64	+118	+143	+103	+21	+2.4	-4.3	+84	+7.8	-0.7	-0.1	+0.4	+3.2	-2
Acc	(60%)	(49%)	(84%)	(74%)	(71%)	(71%)	(73%)	(69%)	(64%)	(72%)	(39%)	(66%)	(64%)	(69%)	(65%)	(65%)	(64%)	(58%)
Perc	19	9	13	10	4	2	7	45	21	33	57	6	24	69	41	53	14	80

LOT 96 LANDFALL REALITY R1617 ^{PV} (ET)

Soc Id: TFAR1617

Born: 12/08/2020

Rego. Status: HBR

Index Values			
\$A	\$D	\$GN	\$GS
\$182	\$160	\$233	\$163

Genetic Status AMFU CAFU DDFU NHFU
Price

SCHURR 77 1346 EXCEL [#]
SCHURRTOP REALITY X723 [#]
SCHURRTOP 8019 V141 [#]
Sire: MATAURI REALITY 839 [#]
TE MANIA ULONG U41 ^{SV}
MATAURI 06663 [#]
MATAURI 04456 AB [#]

CONNEALY FRONTLINE [#]
S A V FRONT RUNNER 0713 [#]
JACS BLOSSOM 5357 [#]
Dam: LANDFALL ARCHER H807 ^{SV}
DUNOON REAGAN R093+96 ^{SV}
LANDFALL ARCHER X9 ^{PV}
LANDFALL ARCHER T74 [#]

Purchaser

Traits observed: BWT,200WT,400WT,600WT,SC, Scan(EMA,Rib,Rump,IMF),DOC,Genomics

February 2022 TransTasman Angus Cattle Evaluation

EBV	CE-Dir	CE-Dtr	GL	BW	200	400	600	Mwt	Milk	SS	DC	CWT	EMA	Rib	Rump	RBY	IMF	DOC
	+3.4	+7.3	-6.0	+4.8	+54	+100	+126	+120	+16	+3.3	-5.5	+69	+4.3	+1.4	-0.6	-0.1	+1.7	+8
Acc	(66%)	(62%)	(72%)	(75%)	(74%)	(74%)	(75%)	(73%)	(70%)	(74%)	(56%)	(71%)	(69%)	(72%)	(70%)	(70%)	(69%)	(63%)
Perc	45	10	28	66	30	19	30	19	62	10	35	42	79	14	55	73	63	50

BREED AVERAGE 2020 DROP ANGUS		CE-Dir	CE-Dtr	GL	BWT	200	400	600	MWT	MILK	SS	DC	CWT	EMA	RIB	RUMP	RBY	IMF	DOC	\$A	\$D	\$GN	\$GS
EBV		2.2	2.6	-4.7	4.1	50	89	117	101	17	2.1	-4.7	66	6.2	0.0	-0.4	0.5	2.1	7	\$195	\$160	\$256	\$178



LANDFALL ANGUS BULL SALE

LOT 97 LANDFALL MOMENTOUS R1612^{PV} (ET)

Soc Id: TFAR1612
Born: 12/08/2020

Rego. Status: HBR

Purchaser

Traits observed: BWT,200WT,400WT,600WT,SC, Scan(EMA,Rib,Rump,IMF),DOC,Genomics

Index Values			
\$A	\$D	\$GN	\$GS
\$226	\$184	\$319	\$210

Genetic Status AMFU CAFU DDFU NHFU
Price

G A R PROGRESS^{SV}
G A R MOMENTUM^{PV}
G A R BIG EYE 1770[#]
Sire: LAWSONS MOMENTOUS M518^{PV}
TE MANIA AFRICA A217^{PV}
LAWSONS AFRICA H229^{SV}
LAWSONS ROCKND AMBUSH E1103^{PV}

CONNEALY ONWARD[#]
WERNER WAR PARTY 2417[#]
BAAR USA LADY JAYE 489[#]
Dam: LANDFALL ARCHER N476^{PV}
TUWHARETOA REGENT D145^{PV}
LANDFALL ARCHER J206^{SV}
LANDFALL ARCHER E66^{SV}

February 2022 TransTasman Angus Cattle Evaluation

EBV	CE-Dir	CE-Dtr	GL	BW	200	400	600	Mwt	Milk	SS	DC	CWT	EMA	Rib	Rump	RBY	IMF	DOC
	-4.6	-8.7	-1.4	+6.0	+58	+106	+130	+103	+29	+2.9	-2.0	+72	+11.1	-1.8	-1.8	+1.9	+3.4	+16
Acc	(62%)	(55%)	(71%)	(74%)	(72%)	(72%)	(73%)	(70%)	(66%)	(72%)	(44%)	(68%)	(66%)	(70%)	(67%)	(67%)	(66%)	(57%)
Perc	91	99	93	87	12	9	22	45	1	17	90	29	4	91	83	7	10	22

LOT 98 LANDFALL NEW GROUND R1510^{SV}

Soc Id: TFAR1510
Born: 10/08/2020

Rego. Status: HBR

Purchaser

Traits observed: GL,CE,BWT,200WT,400WT,600WT,SC, Scan(EMA,Rib,Rump,IMF),DOC,Genomics

Index Values			
\$A	\$D	\$GN	\$GS
\$196	\$164	\$261	\$179

Genetic Status AMFU CAFU DDFU NHFU
Price

A A R TEN X 7008 S A^{SV}
V A R DISCOVERY 2240^{PV}
DEER VALLEY RITA 0308[#]
Sire: LANDFALL NEW GROUND N90^{PV}
MATAURI REALITY 839[#]
LANDFALL ELSA L88^{PV}
LANDFALL ELSA J139[#]

ARDROSSAN ADMIRAL A2^{PV}
LANDFALL COMMANDER C47^{SV}
LANDFALL ARCHER X9^{PV}
Dam: LANDFALL ELSA K860[#]
LANDFALL RENAISSANCE A110^{PV}
LANDFALL ELSA E741[#]
LANDFALL ELSA C489^{SV}

February 2022 TransTasman Angus Cattle Evaluation

EBV	CE-Dir	CE-Dtr	GL	BW	200	400	600	Mwt	Milk	SS	DC	CWT	EMA	Rib	Rump	RBY	IMF	DOC
	+0.6	-2.8	-2.0	+5.5	+59	+110	+144	+131	+26	+4.8	-2.8	+83	+8.7	-1.9	-3.3	+2.1	+2.2	+20
Acc	(59%)	(50%)	(85%)	(75%)	(73%)	(73%)	(74%)	(70%)	(65%)	(73%)	(41%)	(67%)	(65%)	(70%)	(67%)	(66%)	(65%)	(56%)
Perc	67	91	88	80	12	5	6	9	3	1	81	7	16	92	97	5	43	13

LOT 99 LANDFALL NEW GROUND R1309^{PV} (ET)

Soc Id: TFAR1309
Born: 06/08/2020

Rego. Status: HBR

Purchaser

Traits observed: BWT,200WT,400WT,600WT,SC, Scan(EMA,Rib,Rump,IMF),DOC,Genomics

Index Values			
\$A	\$D	\$GN	\$GS
\$223	\$184	\$292	\$210

Genetic Status AMFU CAFU DDFU NHFU
Price

A A R TEN X 7008 S A^{SV}
V A R DISCOVERY 2240^{PV}
DEER VALLEY RITA 0308[#]
Sire: LANDFALL NEW GROUND N90^{PV}
MATAURI REALITY 839[#]
LANDFALL ELSA L88^{PV}
LANDFALL ELSA J139[#]

TE MANIA BARTEL B219^{PV}
AYRVALE BARTEL E7^{PV}
EAGLEHAWK JEDDA B32^{SV}
Dam: LANDFALL POLLY M24^{SV}
SITZ UPWARD 307R^{SV}
LANDFALL POLLY K347[#]
LANDFALL POLLY F353^{SV}

February 2022 TransTasman Angus Cattle Evaluation

EBV	CE-Dir	CE-Dtr	GL	BW	200	400	600	Mwt	Milk	SS	DC	CWT	EMA	Rib	Rump	RBY	IMF	DOC
	-1.5	-6.3	-8.5	+6.7	+67	+112	+151	+163	+11	+5.3	-5.9	+80	+10.8	-0.2	-0.9	+2.6	+2.4	+22
Acc	(61%)	(53%)	(74%)	(76%)	(75%)	(74%)	(75%)	(72%)	(66%)	(74%)	(45%)	(69%)	(68%)	(72%)	(69%)	(69%)	(68%)	(60%)
Perc	80	98	6	94	2	4	3	1	93	1	28	11	5	54	63	2	36	12

LOT 100 LANDFALL LORENZO R1611^{SV}

Soc Id: TFAR1611
Born: 12/08/2020

Rego. Status: APR

Purchaser

Traits observed: GL,CE,200WT,400WT,600WT,SC, Scan(EMA,Rib,Rump,IMF),DOC,Genomics

Index Values			
\$A	\$D	\$GN	\$GS
\$174	\$142	\$243	\$155

Genetic Status AMFU CAFU DDFU NHFU
Price

G A R INGENUITY[#]
H P C A INTENSITY[#]
G A R PREDESTINED 287L[#]
Sire: RENNYLEA L519^{PV}
TE MANIA BERKLEY B1^{PV}
RENNYLEA H414^{SV}
RENNYLEA C310[#]

TC ABERDEEN 759^{SV}
LANDFALL HANK H68^{PV}
LANDFALL POLLY F353^{SV}
Dam: LANDFALL ANGUISH M183[#]
MILWILLAH GATSBY G279^{PV}
LANDFALL ANGUISH K514[#]
LANDFALL ANGUISH E510[#]

February 2022 TransTasman Angus Cattle Evaluation

EBV	CE-Dir	CE-Dtr	GL	BW	200	400	600	Mwt	Milk	SS	DC	CWT	EMA	Rib	Rump	RBY	IMF	DOC
	-5.0	-0.9	-2.9	+7.0	+56	+99	+127	+133	+16	+2.0	-4.9	+72	+6.9	-1.6	-2.2	+0.6	+3.1	+8
Acc	(62%)	(57%)	(84%)	(73%)	(72%)	(72%)	(73%)	(71%)	(66%)	(72%)	(43%)	(67%)	(65%)	(69%)	(66%)	(66%)	(65%)	(58%)
Perc	92	83	78	96	20	21	28	8	67	50	46	32	36	89	89	45	16	48

BREED AVERAGE 2020 DROP ANGUS																						
EBV	CE-Dir	CE-Dtr	GL	BWT	200	400	600	MWT	MILK	SS	DC	CWT	EMA	RIB	RUMP	RBY	IMF	DOC	\$A	\$D	\$GN	\$GS
	2.2	2.6	-4.7	4.1	50	89	117	101	17	2.1	-4.7	66	6.2	0.0	-0.4	0.5	2.1	7	\$195	\$160	\$256	\$178



LANDFALL ANGUS BULL SALE

LOT 101 LANDFALL DUSTY R1466^{SV}

Soc Id: TFAR1466
Born: 09/08/2020

Rego. Status: HBR

Index Values			
\$A	\$D	\$GN	\$GS
\$276	\$228	\$357	\$257

Genetic Status AMFU CAFU DDFU NHFU

Purchaser

Price

Traits observed: GL,CE,BWT,200WT,400WT,600WT,SC, Scan(EMA,Rib,Rump,IMF),DOC,Genomics

C R A BEXTOR 872 5205 608[#]
G A R PROPHET^{SV}
G A R OBJECTIVE 1885[#]
Sire: CLUNES CROSSING DUSTY M13^{PV}
TE MANIA BERKLEY B1^{PV}
CLUNES CROSSING GLORIOUS G1^{SV}
TE MANIA LOWAN A1[#]
TE MANIA BARTEL B219^{PV}
AYRVALE BARTEL E7^{PV}
EAGLEHAWK JEDDA B32^{SV}
Dam: LANDFALL ELSA M90[#]
LANDFALL HULK H83^{SV}
LANDFALL ELSA K863[#]
LANDFALL ELSA F110^{PV}

February 2022 TransTasman Angus Cattle Evaluation																		
EBV	CE-Dir	CE-Dtr	GL	BW	200	400	600	Mwt	Milk	SS	DC	CWT	EMA	Rib	Rump	RBV	IMF	DOC
	-5.9	+1.4	-4.6	+7.2	+66	+99	+129	+100	+13	+1.4	-8.5	+69	+10.4	-0.3	-1.5	+2.2	+2.0	-4
Acc	(60%)	(54%)	(84%)	(74%)	(71%)	(71%)	(73%)	(68%)	(63%)	(72%)	(43%)	(65%)	(64%)	(68%)	(65%)	(65%)	(64%)	(57%)
Perc	94	66	51	97	2	22	23	52	88	76	4	42	6	57	77	4	51	83

LOT 102 LANDFALL DUSTY R1524^{SV}

Soc Id: TFAR1524
Born: 10/08/2020

Rego. Status: APR

Index Values			
\$A	\$D	\$GN	\$GS
\$270	\$236	\$347	\$251

Genetic Status AMFU CAFU DDFU NHFU

Purchaser

Price

Traits observed: GL,CE,BWT,200WT,400WT,600WT,SC, Scan(EMA,Rib,Rump,IMF),DOC,Genomics

C R A BEXTOR 872 5205 608[#]
G A R PROPHET^{SV}
G A R OBJECTIVE 1885[#]
Sire: CLUNES CROSSING DUSTY M13^{PV}
TE MANIA BERKLEY B1^{PV}
CLUNES CROSSING GLORIOUS G1^{SV}
TE MANIA LOWAN A1[#]
A A R TEN X 7008 S A^{SV}
DEER VALLEY ALL IN^{SV}
DEER VALLEY RITA 0274[#]
Dam: LANDFALL M194[#]
LANDFALL HANK H68^{PV}
LANDFALL K135[#]
LANDFALL H973[#]

February 2022 TransTasman Angus Cattle Evaluation																		
EBV	CE-Dir	CE-Dtr	GL	BW	200	400	600	Mwt	Milk	SS	DC	CWT	EMA	Rib	Rump	RBV	IMF	DOC
	+0.8	+2.9	-1.9	+4.5	+63	+104	+127	+102	+21	+2.5	-8.3	+77	+12.2	-1.2	-3.1	+2.6	+1.8	-1
Acc	(61%)	(55%)	(85%)	(75%)	(73%)	(72%)	(74%)	(70%)	(65%)	(73%)	(43%)	(67%)	(65%)	(70%)	(66%)	(66%)	(65%)	(58%)
Perc	66	52	89	59	4	13	27	47	21	29	5	16	2	82	96	2	59	77

LOT 103 LANDFALL ASHLAND R1560^{SV}

Soc Id: TFAR1560
Born: 11/08/2020

Rego. Status: HBR

Index Values			
\$A	\$D	\$GN	\$GS
\$257	\$212	\$348	\$242

Genetic Status AMFU CAFU DDFU NHFU

Purchaser

Price

Traits observed: GL,CE,BWT,200WT,400WT,600WT,SC, Scan(EMA,Rib,Rump,IMF),DOC,Genomics

G A R DAYLIGHT[#]
G A R EARLY BIRD[#]
G A R PROGRESS 830[#]
Sire: G A R ASHLAND^{PV}
B/R AMBUSH 28[#]
CHAIR ROCK AMBUSH 1018[#]
G A R YIELD GRADE N366[#]
TUWHARETOA REGENT D145^{PV}
PRIME JUGGERNAUT J15^{SV}
PRIME LOWAN F20^{SV}
Dam: LANDFALL ELSA M243[#]
LANDFALL MODEST F178^{SV}
LANDFALL ELSA J561[#]
LANDFALL ELSA Z303[#]

February 2022 TransTasman Angus Cattle Evaluation																		
EBV	CE-Dir	CE-Dtr	GL	BW	200	400	600	Mwt	Milk	SS	DC	CWT	EMA	Rib	Rump	RBV	IMF	DOC
	-4.7	-0.4	-4.0	+6.2	+63	+110	+139	+98	+19	+2.5	-2.9	+82	+10.4	-2.5	-3.1	+2.1	+2.9	-8
Acc	(61%)	(49%)	(84%)	(74%)	(72%)	(72%)	(73%)	(69%)	(64%)	(72%)	(39%)	(66%)	(65%)	(69%)	(65%)	(65%)	(65%)	(59%)
Perc	91	80	61	89	4	6	10	56	39	29	80	8	6	97	96	5	21	91

LOT 104 LANDFALL ASHLAND R1179^{SV}

Soc Id: TFAR1179
Born: 03/08/2020

Rego. Status: HBR

Index Values			
\$A	\$D	\$GN	\$GS
\$245	\$217	\$313	\$230

Genetic Status AMFU CAFU DDFU NHFU

Purchaser

Price

Traits observed: GL,CE,BWT,200WT,400WT,600WT,SC, Scan(EMA,Rib,Rump,IMF),DOC,Genomics

G A R DAYLIGHT[#]
G A R EARLY BIRD[#]
G A R PROGRESS 830[#]
Sire: G A R ASHLAND^{PV}
B/R AMBUSH 28[#]
CHAIR ROCK AMBUSH 1018[#]
G A R YIELD GRADE N366[#]
SCHURRTOP REALITY X723[#]
MATAURI REALITY 839[#]
MATAURI 06663[#]
Dam: LANDFALL JOYLE M656[#]
S A V FRONT RUNNER 0713[#]
LANDFALL JOYLE G432[#]
LANDFALL JOYLE C405[#]

February 2022 TransTasman Angus Cattle Evaluation																		
EBV	CE-Dir	CE-Dtr	GL	BW	200	400	600	Mwt	Milk	SS	DC	CWT	EMA	Rib	Rump	RBV	IMF	DOC
	+5.0	+6.5	-9.5	+2.4	+51	+95	+114	+94	+15	+1.3	-5.1	+69	+13.8	+0.1	-2.3	+2.6	+2.0	+9
Acc	(61%)	(51%)	(85%)	(75%)	(73%)	(73%)	(74%)	(70%)	(65%)	(74%)	(42%)	(68%)	(66%)	(70%)	(67%)	(67%)	(66%)	(58%)
Perc	31	15	3	15	44	32	57	63	70	79	42	39	1	45	90	2	51	43

BREED AVERAGE 2020 DROP ANGUS	EBV	CE-Dir	CE-Dtr	GL	BWT	200	400	600	MWT	MILK	SS	DC	CWT	EMA	RIB	RUMP	RBV	IMF	DOC	\$A	\$D	\$GN	\$GS
		2.2	2.6	-4.7	4.1	50	89	117	101	17	2.1	-4.7	66	6.2	0.0	-0.4	0.5	2.1	7	\$195	\$160	\$256	\$178



LANDFALL ANGUS BULL SALE

LOT 105 LANDFALL ASHLAND R1274 SV

Soc Id: TFAR1274
Born: 06/08/2020

Rego. Status: HBR

Index Values			
\$A	\$D	\$GN	\$GS
\$250	\$217	\$340	\$233

Genetic Status AMFU CAFU DDFU NHFU
Price

Purchaser

Traits observed: GL,CE,BWT,200WT,400WT,600WT,SC, Scan(EMA,Rib,Rump,IMF),DOC,Genomics

G A R DAYLIGHT #
G A R EARLY BIRD #
G A R PROGRESS 830 #
Sire: **G A R ASHLAND PV**
B/R AMBUSH 28 #
CHAIR ROCK AMBUSH 1018 #
G A R YIELD GRADE N366 #
TUWHARETOA REGENT D145 PV
PRIME JUGGERNAUT J15 SV
PRIME LOWAN F20 SV
Dam: **LANDFALL DELIA L639 #**
TE MANIA INFINITY 04 379 AB #
LANDFALL DELIA F579 #
LANDFALL SHEEN Y338 #

February 2022 TransTasman Angus Cattle Evaluation																		
EBV	CE-Dir	CE-Dtr	GL	BW	200	400	600	Mwt	Milk	SS	DC	CWT	EMA	Rib	Rump	RBY	IMF	DOC
	+0.0	+4.8	-8.5	+4.0	+61	+113	+136	+119	+16	+1.9	-5.0	+77	+4.9	-2.9	-2.6	+1.4	+3.1	+2
Acc	(61%)	(50%)	(84%)	(74%)	(72%)	(72%)	(73%)	(69%)	(65%)	(72%)	(40%)	(67%)	(65%)	(69%)	(66%)	(66%)	(65%)	(58%)
Perc	71	31	6	47	7	4	13	19	61	54	44	16	70	99	93	16	16	69

LOT 106 LANDFALL KEYSTONE R1254 PV (ET)

Soc Id: TFAR1254
Born: 05/08/2020

Rego. Status: HBR

Index Values			
\$A	\$D	\$GN	\$GS
\$223	\$182	\$299	\$206

Genetic Status AMFU CAFU DDFU NHFU
Price

Purchaser

Traits observed: BWT,200WT,400WT,600WT,SC, Scan(EMA,Rib,Rump,IMF),DOC,Genomics

BOOROOMOOKA UNDERTAKEN Y145 PV
RENNYLEA EDMUND E11 PV
LAWSONS HENRY VIII Y5 SV
Sire: **LANDFALL KEYSTONE K132 PV**
S A V FRONT RUNNER 0713 #
LANDFALL ARCHER H807 SV
LANDFALL ARCHER X9 PV
TC ABERDEEN 759 SV
LANDFALL HANK H68 PV
LANDFALL POLLY F353 SV
Dam: **LANDFALL ARCHER M3 PV**
TE MANIA EMPEROR E343 PV
LANDFALL ARCHER H103 #
LANDFALL ARCHER F95 SV

February 2022 TransTasman Angus Cattle Evaluation																		
EBV	CE-Dir	CE-Dtr	GL	BW	200	400	600	Mwt	Milk	SS	DC	CWT	EMA	Rib	Rump	RBY	IMF	DOC
	+0.1	+5.2	-7.0	+4.0	+61	+108	+141	+123	+22	+2.5	-5.2	+81	+4.7	+1.0	-1.0	+0.0	+2.2	-14
Acc	(64%)	(56%)	(71%)	(75%)	(74%)	(74%)	(75%)	(72%)	(68%)	(70%)	(45%)	(69%)	(67%)	(71%)	(68%)	(68%)	(67%)	(64%)
Perc	71	27	17	47	6	8	9	16	15	29	40	9	73	21	66	70	43	97

LOT 107 LANDFALL NEW GROUND R1589 PV (ET)

Soc Id: TFAR1589
Born: 11/08/2020

Rego. Status: HBR

Index Values			
\$A	\$D	\$GN	\$GS
\$227	\$187	\$306	\$212

Genetic Status AMFU CAFU DDFU NHFU
Price

Purchaser

Traits observed: BWT,200WT,400WT,600WT,SC, Scan(EMA,Rib,Rump,IMF),DOC,Genomics

A A R TEN X 7008 S A SV
V A R DISCOVERY 2240 PV
DEER VALLEY RITA 0308 #
Sire: **LANDFALL NEW GROUND N90 PV**
MATAURI REALITY 839 #
LANDFALL ELSA L88 PV
LANDFALL ELSA J139 #
BASIN FRANCHISE P142 #
EF COMPLEMENT 8088 PV
EF EVERELDA ENTENSE 6117 #
Dam: **LANDFALL FEARLESS N724 PV**
ARDROSSAN ADMIRAL A2 PV
LANDFALL FEARLESS D58 SV
LANDFALL B101 #

February 2022 TransTasman Angus Cattle Evaluation																		
EBV	CE-Dir	CE-Dtr	GL	BW	200	400	600	Mwt	Milk	SS	DC	CWT	EMA	Rib	Rump	RBY	IMF	DOC
	+1.8	-4.8	-5.3	+4.6	+61	+111	+142	+122	+18	+3.2	-5.3	+87	+7.3	+0.7	-0.4	-0.2	+2.8	+33
Acc	(60%)	(52%)	(72%)	(74%)	(73%)	(73%)	(74%)	(70%)	(64%)	(73%)	(44%)	(68%)	(66%)	(70%)	(67%)	(67%)	(66%)	(58%)
Perc	59	96	39	62	7	4	7	16	43	11	38	4	30	28	49	77	23	2

LOT 108 LANDFALL MOJO R1391 SV

Soc Id: TFAR1391
Born: 08/08/2020

Rego. Status: HBR

Index Values			
\$A	\$D	\$GN	\$GS
\$223	\$180	\$297	\$211

Genetic Status AMFU CAFU DDFU NHFU
Price

Purchaser

Traits observed: GL,CE,BWT,200WT,400WT,600WT,SC, Scan(EMA,Rib,Rump,IMF),DOC,Genomics

AYRVALE BARTEL E7 PV
LANDFALL MOJO M45 SV
LANDFALL ELSA K696 #
Sire: **LANDFALL MOJO P41 SV**
PRIME JUGGERNAUT J15 SV
LANDFALL LADY M629 #
LANDFALL LADY F153 PV
GDAR GAME DAY 449 #
SITZ RLS UNDERTAKER 11582 #
SITZ RLS EISA EVERGREEN 270 #
Dam: **LANDFALL ELSA L384 #**
LANDFALL EVERLAST D66 SV
LANDFALL ELSA H32 #
LANDFALL ELSA F511 #

February 2022 TransTasman Angus Cattle Evaluation																		
EBV	CE-Dir	CE-Dtr	GL	BW	200	400	600	Mwt	Milk	SS	DC	CWT	EMA	Rib	Rump	RBY	IMF	DOC
	-5.9	+2.1	-5.7	+6.2	+61	+106	+140	+117	+14	+3.4	-4.0	+80	+9.5	+1.4	+0.3	+0.7	+2.5	-29
Acc	(52%)	(44%)	(83%)	(71%)	(67%)	(67%)	(70%)	(64%)	(59%)	(67%)	(33%)	(61%)	(57%)	(64%)	(60%)	(59%)	(58%)	(51%)
Perc	94	60	33	89	6	9	9	21	79	8	62	11	10	14	31	40	32	99

BREED AVERAGE 2020 DROP ANGUS		EBV	CE-Dir	CE-Dtr	GL	BWT	200	400	600	MWT	MILK	SS	DC	CWT	EMA	RIB	RUMP	RBY	IMF	DOC	\$A	\$D	\$GN	\$GS
			2.2	2.6	-4.7	4.1	50	89	117	101	17	2.1	-4.7	66	6.2	0.0	-0.4	0.5	2.1	7	\$195	\$160	\$256	\$178



LANDFALL ANGUS BULL SALE

LOT 109 LANDFALL ASHLAND R1634 ^{SV}

Soc Id: TFAR1634

Born: 13/08/2020

Rego. Status: APR

Purchaser

Traits observed: GL,CE,BWT,200WT,400WT,600WT,SC, Scan(EMA,Rib,Rump,IMF),DOC,Genomics

Index Values			
\$A	\$D	\$GN	\$GS
\$216	\$173	\$310	\$201

Genetic Status AMFU CAFU DDFU NHFU
Price

G A R DAYLIGHT [#]
G A R EARLY BIRD [#]
G A R PROGRESS 830 [#]
Sire: G A R ASHLAND ^{PV}
B/R AMBUSH 28 [#]
CHAIR ROCK AMBUSH 1018 [#]
G A R YIELD GRADE N366 [#]

TUWHARETOA REGENT D145 ^{PV}
PRIME JUGGERNAUT J15 ^{SV}
PRIME LOWAN F20 ^{SV}
Dam: LANDFALL M785 [#]
ARDROSSAN CONNECTION X15 ^{SV}
LANDFALL E57 [#]
LANDFALL B353 [#]

February 2022 TransTasman Angus Cattle Evaluation

EBV	CE-Dir	CE-Dtr	GL	BW	200	400	600	Mwt	Milk	SS	DC	CWT	EMA	Rib	Rump	RBY	IMF	DOC
	-5.8	-2.3	-2.5	+6.1	+60	+105	+132	+115	+17	+2.5	-2.2	+73	+7.6	-1.8	-2.4	+1.1	+3.7	-15
Acc	(61%)	(50%)	(84%)	(74%)	(72%)	(72%)	(73%)	(69%)	(65%)	(72%)	(40%)	(66%)	(65%)	(69%)	(65%)	(66%)	(65%)	(58%)
Perc	94	89	83	88	9	10	19	25	49	29	88	29	26	91	91	25	6	97

LOT 110 LANDFALL ASHLAND R1406 ^{PV}

Soc Id: TFAR1406

Born: 08/08/2020

Rego. Status: APR

Purchaser

Traits observed: GL,CE,BWT,200WT,400WT,600WT,SC, Scan(EMA,Rib,Rump,IMF),DOC,Genomics

Index Values			
\$A	\$D	\$GN	\$GS
\$238	\$203	\$314	\$220

Genetic Status AMFU CAFU DDFU NHFU
Price

G A R DAYLIGHT [#]
G A R EARLY BIRD [#]
G A R PROGRESS 830 [#]
Sire: G A R ASHLAND ^{PV}
B/R AMBUSH 28 [#]
CHAIR ROCK AMBUSH 1018 [#]
G A R YIELD GRADE N366 [#]

TUWHARETOA REGENT D145 ^{PV}
LANDFALL REGENT J236 ^{PV}
LANDFALL ARCHER E66 ^{SV}
Dam: LANDFALL ESTHER M906 ^{SV}
TE MANIA EMPEROR E343 ^{PV}
LANDFALL ESTHER H363 [#]
LANDFALL CONNECTION E485 [#]

February 2022 TransTasman Angus Cattle Evaluation

EBV	CE-Dir	CE-Dtr	GL	BW	200	400	600	Mwt	Milk	SS	DC	CWT	EMA	Rib	Rump	RBY	IMF	DOC
	-8.8	-1.1	-6.1	+8.0	+71	+125	+162	+143	+18	+3.2	-5.0	+94	+7.7	-2.6	-3.5	+2.7	+2.0	-1
Acc	(59%)	(49%)	(83%)	(74%)	(71%)	(71%)	(73%)	(68%)	(64%)	(72%)	(38%)	(66%)	(64%)	(69%)	(65%)	(65%)	(64%)	(55%)
Perc	98	84	27	99	1	1	1	4	40	11	44	1	25	98	98	2	51	76

LOT 111 LANDFALL ASHLAND R1454 ^{SV}

Soc Id: TFAR1454

Born: 09/08/2020

Rego. Status: HBR

Purchaser

Traits observed: GL,CE,BWT,200WT,400WT,600WT,SC, Scan(EMA,Rib,Rump,IMF),DOC,Genomics

Index Values			
\$A	\$D	\$GN	\$GS
\$234	\$196	\$327	\$218

Genetic Status AMFU CAFU DDFU NHFU
Price

G A R DAYLIGHT [#]
G A R EARLY BIRD [#]
G A R PROGRESS 830 [#]
Sire: G A R ASHLAND ^{PV}
B/R AMBUSH 28 [#]
CHAIR ROCK AMBUSH 1018 [#]
G A R YIELD GRADE N366 [#]

A A R TEN X 7008 S A ^{SV}
DEER VALLEY ALL IN ^{SV}
DEER VALLEY RITA 0274 [#]
Dam: LANDFALL ELSA L194 [#]
TE MANIA INFINITY 04 379 A [#]
LANDFALL ELSA J596 [#]
LANDFALL ELSA C67 [#]

February 2022 TransTasman Angus Cattle Evaluation

EBV	CE-Dir	CE-Dtr	GL	BW	200	400	600	Mwt	Milk	SS	DC	CWT	EMA	Rib	Rump	RBY	IMF	DOC
	-5.1	+5.2	-5.7	+4.8	+59	+107	+130	+106	+14	+1.7	-2.5	+73	+7.1	-2.3	-3.9	+1.7	+3.6	-16
Acc	(61%)	(51%)	(84%)	(74%)	(72%)	(72%)	(73%)	(69%)	(65%)	(68%)	(40%)	(67%)	(65%)	(69%)	(66%)	(66%)	(65%)	(59%)
Perc	92	27	33	66	11	9	22	40	81	63	85	26	33	96	99	10	7	98

LOT 112 LANDFALL DUSTY R1448 ^{PV}

Soc Id: TFAR1448

Born: 09/08/2020

Rego. Status: APR

Purchaser

Traits observed: GL,CE,BWT,200WT,400WT,600WT,SC, Scan(EMA,Rib,Rump,IMF),DOC,Genomics

Index Values			
\$A	\$D	\$GN	\$GS
\$272	\$233	\$352	\$253

Genetic Status AMFU CAFU DDFU NHFU
Price

C R A BEXTOR 872 5205 608 [#]
G A R PROPHET ^{SV}
G A R OBJECTIVE 1885 [#]
Sire: CLUNES CROSSING DUSTY M13 ^{PV}
TE MANIA BERKLEY B1 ^{PV}
CLUNES CROSSING GLORIOUS G1 ^{SV}
TE MANIA LOWAN A1 [#]

SITZ UPWARD 307R ^{SV}
LANDFALL UPWARD H54 ^{SV}
LANDFALL F438 [#]
Dam: LANDFALL ARCHER K386 ^{SV}
TC ABERDEEN 759 ^{SV}
LANDFALL ARCHER H396 [#]
LANDFALL E104 [#]

February 2022 TransTasman Angus Cattle Evaluation

EBV	CE-Dir	CE-Dtr	GL	BW	200	400	600	Mwt	Milk	SS	DC	CWT	EMA	Rib	Rump	RBY	IMF	DOC
	-3.2	+0.5	-5.4	+6.9	+67	+104	+130	+104	+18	+2.7	-7.8	+77	+13.9	+0.0	-2.8	+2.8	+1.9	-17
Acc	(59%)	(53%)	(84%)	(74%)	(72%)	(72%)	(73%)	(70%)	(63%)	(72%)	(41%)	(65%)	(64%)	(68%)	(65%)	(65%)	(63%)	(55%)
Perc	87	74	37	95	2	12	21	43	45	23	8	17	1	48	95	2	55	99

BREED AVERAGE 2020 DROP ANGUS	EBV	CE-Dir	CE-Dtr	GL	BWT	200	400	600	MWT	MILK	SS	DC	CWT	EMA	RIB	RUMP	RBY	IMF	DOC	\$A	\$D	\$GN	\$GS
		2.2	2.6	-4.7	4.1	50	89	117	101	17	2.1	-4.7	66	6.2	0.0	-0.4	0.5	2.1	7	\$195	\$160	\$256	\$178



LANDFALL ANGUS BULL SALE

LOT 113 LANDFALL PROMINENT R18 ^{PV}

Soc Id: TFAR18

Born: 15/07/2020

Rego. Status: HBR

Index Values			
\$A	\$D	\$GN	\$GS
\$251	\$211	\$333	\$238

Genetic Status AMFU CAFU DDFU NHFU

Purchaser

Price

Traits observed: GL,CE,BWT,200WT,400WT,600WT,SC, Scan(EMA,Rib,Rump,IMF),DOC,Genomics

RENNYLEA EDMUND E11 ^{PV}
 LANDFALL KEYSTONE K132 ^{PV}
 LANDFALL ARCHER H807 ^{SV}
Sire: LANDFALL PROMINENT P317 ^{PV}
 RENNYLEA EDMUND E11 ^{PV}
 LANDFALL DAINTY L22 ^{SV}
 LANDFALL DAINTY J224 [#]
 TE MANIA BARTEL B219 ^{PV}
 AYRVALE BARTEL E7 ^{PV}
 EAGLEHAWK JEDDA B32 ^{SV}
Dam: LANDFALL ELSA P521 ^{PV}
 SITZ UPWARD 307R ^{SV}
 LANDFALL ELSA L346 ^{SV}
 LANDFALL ELSA H106 [#]

February 2022 TransTasman Angus Cattle Evaluation

EBV	CE-Dir	CE-Dtr	GL	BW	200	400	600	Mwt	Milk	SS	DC	CWT	EMA	Rib	Rump	RBY	IMF	DOC
	+8.3	+9.3	-11.0	+2.0	+60	+113	+145	+131	+18	+2.5	-6.0	+101	+8.1	+0.8	-1.0	+0.4	+2.7	+12
Acc	(57%)	(52%)	(83%)	(71%)	(69%)	(69%)	(70%)	(68%)	(62%)	(64%)	(43%)	(65%)	(63%)	(68%)	(64%)	(65%)	(63%)	(51%)
Perc	9	2	1	10	8	4	6	9	41	29	27	1	21	26	66	53	26	35

LOT 114 LANDFALL MOJO R1653 ^{SV}

Soc Id: TFAR1653

Born: 14/08/2020

Rego. Status: HBR

Index Values			
\$A	\$D	\$GN	\$GS
\$237	\$209	\$314	\$220

Genetic Status AMFU CAFU DDFU NHFUX

Purchaser

Price

Traits observed: GL,CE,BWT,200WT,400WT,600WT,SC, Scan(EMA,Rib,Rump,IMF),DOC,Genomics

AYRVALE BARTEL E7 ^{PV}
 LANDFALL MOJO M45 ^{SV}
 LANDFALL ELSA K696 [#]
Sire: LANDFALL MOJO P41 ^{SV}
 PRIME JUGGERNAUT J15 ^{SV}
 LANDFALL LADY M629 [#]
 LANDFALL LADY F153 ^{PV}
 LANDFALL MODEST F56 ^{PV}
 LANDFALL JAGGER J7 [#]
 LANDFALL LORETTA G182 [#]
Dam: LANDFALL DELIA L11 [#]
 WERNER WESTWARD 357 [#]
 LANDFALL DELIA J511 [#]
 LANDFALL B106 [#]

February 2022 TransTasman Angus Cattle Evaluation

EBV	CE-Dir	CE-Dtr	GL	BW	200	400	600	Mwt	Milk	SS	DC	CWT	EMA	Rib	Rump	RBY	IMF	DOC
	-3.2	-1.3	-3.9	+5.3	+60	+107	+127	+113	+11	+3.4	-6.5	+77	+7.0	-0.1	-1.4	+1.4	+2.7	-30
Acc	(53%)	(45%)	(84%)	(72%)	(69%)	(69%)	(71%)	(67%)	(61%)	(69%)	(35%)	(63%)	(60%)	(66%)	(62%)	(62%)	(60%)	(49%)
Perc	87	85	63	76	8	8	27	29	93	8	20	16	34	51	75	16	26	99

LOT 115 LANDFALL MOMENTOUS R1562 ^{SV}

Soc Id: TFAR1562

Born: 11/08/2020

Rego. Status: HBR

Index Values			
\$A	\$D	\$GN	\$GS
\$202	\$146	\$305	\$191

Genetic Status AMFU CAFU DDFU NHFU

Purchaser

Price

Traits observed: GL,CE,BWT,200WT,400WT,600WT,SC, Scan(EMA,Rib,Rump,IMF),DOC,Genomics

G A R PROGRESS ^{SV}
 G A R MOMENTUM ^{PV}
 G A R BIG EYE 1770 [#]
Sire: LAWSONS MOMENTOUS M518 ^{PV}
 TE MANIA AFRICA A217 ^{PV}
 LAWSONS AFRICA H229 ^{SV}
 LAWSONS ROCKND AMBUSH E1103 ^{PV}
 TC ABERDEEN 759 ^{SV}
 LANDFALL HANK H68 ^{PV}
 LANDFALL POLLY F353 ^{SV}
Dam: LANDFALL ARCHER M716 [#]
 SITZ UPWARD 307R ^{SV}
 LANDFALL ARCHER H815 [#]
 LANDFALL ARCHER X118 [#]

February 2022 TransTasman Angus Cattle Evaluation

EBV	CE-Dir	CE-Dtr	GL	BW	200	400	600	Mwt	Milk	SS	DC	CWT	EMA	Rib	Rump	RBY	IMF	DOC
	-9.7	-8.9	-1.0	+7.1	+54	+97	+125	+94	+27	+3.3	-2.6	+64	+9.6	-0.4	+0.1	-0.3	+4.8	+9
Acc	(62%)	(54%)	(84%)	(74%)	(72%)	(72%)	(73%)	(69%)	(65%)	(72%)	(43%)	(67%)	(65%)	(70%)	(66%)	(66%)	(65%)	(58%)
Perc	98	99	95	96	29	26	30	62	2	10	84	59	10	61	36	80	1	45

LOT 116 LANDFALL MOJO R1195 ^{SV}

Soc Id: TFAR1195

Born: 04/08/2020

Rego. Status: HBR

Index Values			
\$A	\$D	\$GN	\$GS
\$236	\$210	\$312	\$219

Genetic Status AMFU CAFU DDFU NHFU

Purchaser

Price

Traits observed: GL,CE,BWT,200WT,400WT,600WT,SC, Scan(EMA,Rib,Rump,IMF),DOC,Genomics

AYRVALE BARTEL E7 ^{PV}
 LANDFALL MOJO M45 ^{SV}
 LANDFALL ELSA K696 [#]
Sire: LANDFALL MOJO P41 ^{SV}
 PRIME JUGGERNAUT J15 ^{SV}
 LANDFALL LADY M629 [#]
 LANDFALL LADY F153 ^{PV}
 CONNEALY ONWARD [#]
 WERNER WAR PARTY 2417 [#]
 BAAR USA LADY JAYE 489 [#]
Dam: LANDFALL ELSA M228 [#]
 K C F BENNETT PERFORMER [#]
 LANDFALL ELSA H388 [#]
 LANDFALL ELSA C464 ^{SV}

February 2022 TransTasman Angus Cattle Evaluation

EBV	CE-Dir	CE-Dtr	GL	BW	200	400	600	Mwt	Milk	SS	DC	CWT	EMA	Rib	Rump	RBY	IMF	DOC
	+7.4	+8.2	-7.5	+1.6	+50	+94	+108	+88	+21	+2.1	-4.5	+75	+8.6	-0.3	-2.0	+1.8	+2.5	-28
Acc	(53%)	(46%)	(83%)	(72%)	(68%)	(69%)	(71%)	(66%)	(61%)	(69%)	(37%)	(64%)	(60%)	(66%)	(62%)	(63%)	(61%)	(51%)
Perc	13	5	12	7	46	35	69	74	20	45	53	22	16	57	86	9	32	99

BREED AVERAGE 2020 DROP ANGUS	EBV	CE-Dir	CE-Dtr	GL	BWT	200	400	600	MWT	MILK	SS	DC	CWT	EMA	RIB	RUMP	RBY	IMF	DOC	\$A	\$D	\$GN	\$GS
		2.2	2.6	-4.7	4.1	50	89	117	101	17	2.1	-4.7	66	6.2	0.0	-0.4	0.5	2.1	7	\$195	\$160	\$256	\$178



LANDFALL ANGUS BULL SALE

LOT 117 LANDFALL MOJO R1154^{SV}

Soc Id: TFAR1154
Born: 02/08/2020

Rego. Status: HBR

Index Values			
\$A	\$D	\$GN	\$GS
\$270	\$247	\$348	\$255

Genetic Status AMFU CAFU DDFU NHFU

Purchaser

Price

Traits observed: GL,CE,BWT,200WT,400WT,600WT,SC, Scan(EMA,Rib,Rump,IMF),DOC,Genomics

AYRVALE BARTEL E7^{PV}
LANDFALL MOJO M45^{SV}
LANDFALL ELSA K696[#]
Sire: **LANDFALL MOJO P41^{SV}**
PRIME JUGGERNAUT J15^{SV}
LANDFALL LADY M629[#]
LANDFALL LADY F153^{PV}
SCHURRTOP REALITY X723[#]
MATAURI REALITY 839[#]
MATAURI 06663[#]
Dam: **LANDFALL ARCHER M887[#]**
S A V 8180 TRAVELER 004[#]
LANDFALL ARCHER C311^{SV}
LANDFALL ARCHER Q314+95[#]

February 2022 TransTasman Angus Cattle Evaluation

EBV	CE-Dir	CE-Dtr	GL	BW	200	400	600	Mwt	Milk	SS	DC	CWT	EMA	Rib	Rump	RBV	IMF	DOC
	+8.4	+7.2	-11.2	+2.9	+59	+108	+121	+104	+14	+4.3	-8.0	+75	+10.3	+1.9	-0.6	+1.4	+2.6	-18
Acc	(55%)	(50%)	(83%)	(72%)	(69%)	(69%)	(71%)	(67%)	(61%)	(69%)	(40%)	(64%)	(61%)	(67%)	(63%)	(64%)	(62%)	(53%)
Perc	8	10	1	23	12	8	39	44	81	2	7	21	7	8	55	16	29	99

LOT 118 LANDFALL DUSTY R1129^{PV}

Soc Id: TFAR1129
Born: 31/07/2020

Rego. Status: APR

Index Values			
\$A	\$D	\$GN	\$GS
\$260	\$223	\$334	\$240

Genetic Status AMFU CAFU DDFU NHFU

Purchaser

Price

Traits observed: GL,CE,BWT,200WT,400WT,600WT,SC, Scan(EMA,Rib,Rump,IMF),DOC,Genomics

C R A BEXTOR 872 5205 608[#]
G A R PROPHET^{SV}
G A R OBJECTIVE 1885[#]
Sire: **CLUNES CROSSING DUSTY M13^{PV}**
TE MANIA BERKLEY B1^{PV}
CLUNES CROSSING GLORIOUS G1^{SV}
TE MANIA LOWAN A1[#]
RENNYLEA EDMUND E11^{PV}
LANDFALL EDMUND K96^{SV}
LANDFALL FEARLESS H31[#]
Dam: **LANDFALL DAINTY M349^E**
LANDFALL UPSHOT H98^{SV}
LANDFALL DAINTY K620^{SV}
LANDFALL G736[#]

February 2022 TransTasman Angus Cattle Evaluation

EBV	CE-Dir	CE-Dtr	GL	BW	200	400	600	Mwt	Milk	SS	DC	CWT	EMA	Rib	Rump	RBV	IMF	DOC
	+3.4	+4.1	-10.5	+5.3	+59	+94	+118	+98	+15	+0.9	-7.5	+76	+9.9	-0.1	-1.9	+2.1	+1.9	-1
Acc	(58%)	(52%)	(83%)	(73%)	(70%)	(70%)	(72%)	(67%)	(62%)	(71%)	(39%)	(64%)	(62%)	(67%)	(63%)	(63%)	(62%)	(54%)
Perc	45	39	2	76	10	37	48	55	72	90	10	18	8	51	85	5	55	77

LOT 119 LANDFALL PROMINENT R395^{PV}

Soc Id: TFAR395
Born: 03/08/2020

Rego. Status: HBR

Index Values			
\$A	\$D	\$GN	\$GS
\$265	\$220	\$340	\$254

Genetic Status AMFU CAFU DDFU NHFU

Purchaser

Price

Traits observed: GL,CE,BWT,200WT,400WT,600WT,SC, Scan(EMA,Rib,Rump,IMF),DOC,Genomics

RENNYLEA EDMUND E11^{PV}
LANDFALL KEYSTONE K132^{PV}
LANDFALL ARCHER H807^{SV}
Sire: **LANDFALL PROMINENT P317^{PV}**
RENNYLEA EDMUND E11^{PV}
LANDFALL DAINTY L22^{SV}
LANDFALL DAINTY J224[#]
SITZ RLS UNDERTAKER 11582[#]
LANDFALL UNDERTAKER L169^{SV}
LANDFALL LORETTA J677^{SV}
Dam: **LANDFALL DAINTY N1014^{PV}**
LANDFALL BANDO 9074 H10^{SV}
LANDFALL DAINTY K239^{SV}
LANDFALL DAINTY H550[#]

February 2022 TransTasman Angus Cattle Evaluation

EBV	CE-Dir	CE-Dtr	GL	BW	200	400	600	Mwt	Milk	SS	DC	CWT	EMA	Rib	Rump	RBV	IMF	DOC
	+9.5	+6.9	-7.0	+1.0	+52	+100	+131	+92	+26	+2.5	-6.4	+78	+11.2	+0.6	-0.9	+1.4	+2.2	+16
Acc	(56%)	(50%)	(85%)	(72%)	(70%)	(70%)	(72%)	(69%)	(63%)	(65%)	(39%)	(66%)	(63%)	(68%)	(65%)	(65%)	(63%)	(47%)
Perc	4	12	17	4	38	19	20	66	3	29	21	15	4	31	63	16	43	22

LOT 120 LANDFALL ASHLAND R518^{PV}

Soc Id: TFAR518
Born: 07/08/2020

Rego. Status: HBR

Index Values			
\$A	\$D	\$GN	\$GS
\$285	\$238	\$382	\$274

Genetic Status AMFU CAFU DDFU NHFU

Purchaser

Price

Traits observed: GL,CE,BWT,200WT,400WT,600WT,SC, Scan(EMA,Rib,Rump,IMF),DOC,Genomics

G A R DAYLIGHT[#]
G A R EARLY BIRD[#]
G A R PROGRESS 830[#]
Sire: **G A R ASHLAND^{PV}**
B/R AMBUSH 28[#]
CHAIR ROCK AMBUSH 1018[#]
G A R YIELD GRADE N366[#]
BOOROOMOOKA UNDERTAKER Y145^{PV}
RENNYLEA EDMUND E11^{PV}
LAWSONS HENRY VIII Y5^{SV}
Dam: **LANDFALL ANGUISH N840^{SV}**
EXAR UPSHOT 0562B[#]
LANDFALL ANGUISH H143[#]
LANDFALL ANGUISH D105^{SV}

February 2022 TransTasman Angus Cattle Evaluation

EBV	CE-Dir	CE-Dtr	GL	BW	200	400	600	Mwt	Milk	SS	DC	CWT	EMA	Rib	Rump	RBV	IMF	DOC
	+4.9	+5.7	-6.9	+0.6	+51	+88	+103	+60	+22	+2.0	-5.4	+63	+11.5	+1.5	+1.7	+0.9	+3.0	+1
Acc	(60%)	(51%)	(84%)	(72%)	(71%)	(70%)	(71%)	(68%)	(64%)	(67%)	(41%)	(66%)	(65%)	(69%)	(65%)	(66%)	(65%)	(57%)
Perc	32	22	18	3	45	57	79	97	15	50	36	64	3	13	8	32	18	70

BREED AVERAGE 2020 DROP ANGUS	EBV	CE-Dir	CE-Dtr	GL	BWT	200	400	600	MWT	MILK	SS	DC	CWT	EMA	RIB	RUMP	RBV	IMF	DOC	\$A	\$D	\$GN	\$GS
		2.2	2.6	-4.7	4.1	50	89	117	101	17	2.1	-4.7	66	6.2	0.0	-0.4	0.5	2.1	7	\$195	\$160	\$256	\$178



LANDFALL ANGUS BULL SALE

LOT 121 LANDFALL LORENZO R1247 SV

Soc Id: TFAR1247
Born: 05/08/2020

Rego. Status: APR

Index Values			
\$A	\$D	\$GN	\$GS
\$202	\$151	\$277	\$188

Genetic Status AMFU CAFU DDFU NHFU
Price

G A R INGENUITY #
H P C A INTENSITY #
G A R PREDESTINED 287L #
Sire: **RENNYLEA L519 PV**
TE MANIA BERKLEY B1 PV
RENNYLEA H414 SV
RENNYLEA C310 #
TC ABERDEEN 759 SV
LANDFALL HANK H68 PV
LANDFALL POLLY F353 SV
Dam: **LANDFALL JOYLE M133 #**
K C F BENNETT ABSOLUTE #
LANDFALL JOYLE K5 #
LANDFALL JOYLE H624 #

Traits observed: BWT,200WT,400WT,600WT,SC, Scan(EMA,Rib,Rump,IMF),DOC,Genomics

February 2022 TransTasman Angus Cattle Evaluation

EBV	CE-Dir	CE-Dtr	GL	BW	200	400	600	Mwt	Milk	SS	DC	CWT	EMA	Rib	Rump	RBY	IMF	DOC
	-1.2	-3.3	-5.2	+5.0	+55	+98	+135	+116	+18	+2.0	-2.8	+75	+7.4	+1.0	+1.2	-0.5	+2.9	+9
Acc	(62%)	(56%)	(73%)	(72%)	(71%)	(71%)	(72%)	(70%)	(67%)	(68%)	(42%)	(67%)	(65%)	(69%)	(66%)	(66%)	(65%)	(58%)
Perc	78	93	41	70	22	23	15	23	47	50	81	23	29	21	14	85	21	45

LOT 122 LANDFALL WEST POINT R1485 PV (ET)

Soc Id: TFAR1485
Born: 09/08/2020

Rego. Status: HBR

Index Values			
\$A	\$D	\$GN	\$GS
\$216	\$176	\$296	\$202

Genetic Status AMFU CAFU DDFU NHFU
Price

G A R PROGRESS SV
G A R MOMENTUM PV
G A R BIG EYE 1770 #
Sire: **E W A WEST POINT 7258 PV**
PLATTEMERE WEIGH UP K360 #
E W A 3114 OF 128 WEIGH UP #
EDGEWOOD JAUNTY 128 #
BOOROOMOOKA UNDERTAKEN Y145 PV
RENNYLEA EDMUND E11 PV
LAWSONS HENRY VIII Y5 SV
Dam: **LANDFALL N834 SV**
LANDFALL MODEST F56 PV
LANDFALL J180 #
REDWOOD FINKS PRIDE G3 #

Traits observed: BWT,200WT,400WT,600WT,SC, Scan(EMA,Rib,Rump,IMF),DOC,Genomics

February 2022 TransTasman Angus Cattle Evaluation

EBV	CE-Dir	CE-Dtr	GL	BW	200	400	600	Mwt	Milk	SS	DC	CWT	EMA	Rib	Rump	RBY	IMF	DOC
	+8.9	+6.8	-5.3	+1.3	+45	+89	+111	+84	+24	+1.9	-2.3	+68	+7.4	-1.4	-2.0	+0.8	+3.2	+16
Acc	(55%)	(49%)	(71%)	(71%)	(69%)	(69%)	(70%)	(67%)	(62%)	(64%)	(40%)	(65%)	(62%)	(67%)	(63%)	(64%)	(62%)	(48%)
Perc	6	13	39	5	75	53	63	79	8	54	87	46	29	85	86	36	14	23

LOT 123 LANDFALL MOJO R412 SV

Soc Id: TFAR412
Born: 03/08/2020

Rego. Status: HBR

Index Values			
\$A	\$D	\$GN	\$GS
\$230	\$199	\$298	\$209

Genetic Status AMFU CAFU DDFU NHFU
Price

AYRVALE BARTEL E7 PV
LANDFALL MOJO M45 SV
LANDFALL ELSA K696 #
Sire: **LANDFALL MOJO P41 SV**
PRIME JUGGERNAUT J15 SV
LANDFALL LADY M629 #
LANDFALL LADY F153 PV
PRIME JUGGERNAUT J15 SV
LANDFALL JUGGERNAUT L13 SV
LANDFALL PRINCESS J115 #
Dam: **LANDFALL ARCHER N491 SV**
SYDGEN TRUST 6228 #
LANDFALL ARCHER J153 #
LANDFALL ARCHER E66 SV

Traits observed: GL,CE,BWT,200WT,400WT,600WT,SC, Scan(EMA,Rib,Rump,IMF),DOC,Genomics

February 2022 TransTasman Angus Cattle Evaluation

EBV	CE-Dir	CE-Dtr	GL	BW	200	400	600	Mwt	Milk	SS	DC	CWT	EMA	Rib	Rump	RBY	IMF	DOC
	-1.0	+1.9	-9.8	+5.9	+65	+109	+137	+126	+16	+1.0	-4.8	+81	+10.6	+0.0	-1.1	+1.5	+1.3	-20
Acc	(54%)	(48%)	(85%)	(73%)	(71%)	(71%)	(73%)	(69%)	(63%)	(71%)	(38%)	(66%)	(63%)	(69%)	(65%)	(65%)	(63%)	(50%)
Perc	77	62	3	86	3	6	12	12	66	88	48	10	6	48	68	14	78	99

LOT 124 LANDFALL WEST POINT R1622 PV (ET)

Soc Id: TFAR1622
Born: 12/08/2020

Rego. Status: HBR

Index Values			
\$A	\$D	\$GN	\$GS
\$228	\$177	\$324	\$212

Genetic Status AMFU CAFU DDFU NHFU
Price

G A R PROGRESS SV
G A R MOMENTUM PV
G A R BIG EYE 1770 #
Sire: **E W A WEST POINT 7258 PV**
PLATTEMERE WEIGH UP K360 #
E W A 3114 OF 128 WEIGH UP #
EDGEWOOD JAUNTY 128 #
BOOROOMOOKA UNDERTAKEN Y145 PV
RENNYLEA EDMUND E11 PV
LAWSONS HENRY VIII Y5 SV
Dam: **LANDFALL N834 SV**
LANDFALL MODEST F56 PV
LANDFALL J180 #
REDWOOD FINKS PRIDE G3 #

Traits observed: BWT,200WT,400WT,600WT,SC, Scan(EMA,Rib,Rump,IMF),DOC,Genomics

February 2022 TransTasman Angus Cattle Evaluation

EBV	CE-Dir	CE-Dtr	GL	BW	200	400	600	Mwt	Milk	SS	DC	CWT	EMA	Rib	Rump	RBY	IMF	DOC
	+5.7	+2.1	-5.5	+4.0	+56	+105	+137	+119	+24	+1.3	-4.2	+83	+3.2	-0.2	-0.7	-0.8	+4.0	+16
Acc	(57%)	(51%)	(72%)	(72%)	(71%)	(71%)	(72%)	(69%)	(64%)	(70%)	(42%)	(67%)	(64%)	(69%)	(65%)	(66%)	(64%)	(48%)
Perc	25	60	36	47	19	11	12	19	8	79	59	7	90	54	58	91	4	23

BREED AVERAGE 2020 DROP ANGUS	EBV	CE-Dir	CE-Dtr	GL	BWT	200	400	600	MWT	MILK	SS	DC	CWT	EMA	RIB	RUMP	RBY	IMF	DOC	\$A	\$D	\$GN	\$GS
		2.2	2.6	-4.7	4.1	50	89	117	101	17	2.1	-4.7	66	6.2	0.0	-0.4	0.5	2.1	7	\$195	\$160	\$256	\$178



LANDFALL ANGUS BULL SALE

LOT 125

LANDFALL DUSTY R747 ^{PV}

Soc Id: TFAR747

Born: 13/08/2020

Rego. Status: HBR

Purchaser

Traits observed: GL,CE,BWT,200WT,400WT,600WT,SC, Scan(EMA,Rib,Rump,IMF),DOC,Genomics

Index Values			
\$A	\$D	\$GN	\$GS
\$234	\$195	\$312	\$212

Genetic Status AMFU CAFU DDFU NHFU

Price

C R A BEXTOR 872 5205 608 #
G A R PROPHET ^{SV}
G A R OBJECTIVE 1885 #
Sire: CLUNES CROSSING DUSTY M13 ^{PV}
TE MANIA BERKLEY B1 ^{PV}
CLUNES CROSSING GLORIOUS G1 ^{SV}
TE MANIA LOWAN A1 #

BOOROOMOOKA UNDERTAKEN Y145 ^{PV}
RENNYLEA EDMUND E11 ^{PV}
LAWSON'S HENRY VIII Y5 ^{SV}
Dam: LANDFALL ARCHER N962 ^{SV}
ARDROSSAN EQUATOR A241 ^{PV}
LANDFALL ARCHER G491 #
LANDFALL D119 #

February 2022 TransTasman Angus Cattle Evaluation

EBV	CE-Dir	CE-Dtr	GL	BW	200	400	600	Mwt	Milk	SS	DC	CWT	EMA	Rib	Rump	RBV	IMF	DOC
	-1.8	-6.2	-3.0	+7.5	+62	+98	+126	+121	+16	+0.9	-8.8	+79	+10.6	-1.6	-3.7	+2.0	+2.8	+3
Acc	(61%)	(56%)	(84%)	(74%)	(72%)	(72%)	(73%)	(70%)	(65%)	(73%)	(45%)	(67%)	(66%)	(70%)	(67%)	(67%)	(66%)	(57%)
Perc	81	98	77	98	6	23	28	17	67	90	3	13	6	89	99	6	23	64

LOT 126

LANDFALL MOMENTOUS R691 ^{SV} (ET)

Soc Id: TFAR691

Born: 11/08/2020

Rego. Status: HBR

Purchaser

Traits observed:

Index Values			
\$A	\$D	\$GN	\$GS
-	-	-	-

Genetic Status AMFU CAFU DDFU NHFU

Price

G A R PROGRESS ^{SV}
G A R MOMENTUM ^{PV}
G A R BIG EYE 1770 #
Sire: LAWSON'S MOMENTOUS M518 ^{PV}
TE MANIA AFRICA A217 ^{PV}
LAWSON'S AFRICA H229 ^{SV}
LAWSON'S ROCKND AMBUSH E1103 ^{PV}

PAPA EQUATOR 2928 #
ARDROSSAN EQUATOR A241 ^{PV}
ARDROSSAN PRINCESS W38 ^{PV}
Dam: LANDFALL ELSA J367 #
LANDFALL COMMANDER C47 ^{SV}
LANDFALL ELSA E56 ^{SV}
LANDFALL ELSA C127 #

EBV's Available Soon

EBV	CE-Dir	CE-Dtr	GL	BW	200	400	600	Mwt	Milk	SS	DC	CWT	EMA	Rib	Rump	RBV	IMF	DOC
	-	-	-	-	-	-	-	-	-	-	-	-	-	-	-	-	-	-
Acc	(-)	(-)	(-)	(-)	(-)	(-)	(-)	(-)	(-)	(-)	(-)	(-)	(-)	(-)	(-)	(-)	(-)	(-)
Perc	-	-	-	-	-	-	-	-	-	-	-	-	-	-	-	-	-	-

LOT 127

LANDFALL MOMENTOUS R633 ^{SV} (ET)

Soc Id: TFAR633

Born: 09/08/2020

Rego. Status: HBR

Purchaser

Traits observed:

Index Values			
\$A	\$D	\$GN	\$GS
-	-	-	-

Genetic Status AMFU CAFU DDFU NHFU

Price

G A R PROGRESS ^{SV}
G A R MOMENTUM ^{PV}
G A R BIG EYE 1770 #
Sire: LAWSON'S MOMENTOUS M518 ^{PV}
TE MANIA AFRICA A217 ^{PV}
LAWSON'S AFRICA H229 ^{SV}
LAWSON'S ROCKND AMBUSH E1103 ^{PV}

PAPA EQUATOR 2928 #
ARDROSSAN EQUATOR A241 ^{PV}
ARDROSSAN PRINCESS W38 ^{PV}
Dam: LANDFALL ELSA J367 #
LANDFALL COMMANDER C47 ^{SV}
LANDFALL ELSA E56 ^{SV}
LANDFALL ELSA C127 #

EBV's Available Soon

EBV	CE-Dir	CE-Dtr	GL	BW	200	400	600	Mwt	Milk	SS	DC	CWT	EMA	Rib	Rump	RBV	IMF	DOC
	-	-	-	-	-	-	-	-	-	-	-	-	-	-	-	-	-	-
Acc	(-)	(-)	(-)	(-)	(-)	(-)	(-)	(-)	(-)	(-)	(-)	(-)	(-)	(-)	(-)	(-)	(-)	(-)
Perc	-	-	-	-	-	-	-	-	-	-	-	-	-	-	-	-	-	-

LOT 128

LANDFALL MOMENTOUS R636 ^{SV}

Soc Id: TFAR636

Born: 09/08/2020

Rego. Status: HBR

Purchaser

Traits observed: GL,CE,BWT,200WT,400WT,600WT,SC, Scan(EMA,Rib,Rump,IMF),DOC,Genomics

Index Values			
\$A	\$D	\$GN	\$GS
\$190	\$165	\$244	\$177

Genetic Status AMFU CAFU DDFU NHFU

Price

G A R PROGRESS ^{SV}
G A R MOMENTUM ^{PV}
G A R BIG EYE 1770 #
Sire: LAWSON'S MOMENTOUS M518 ^{PV}
TE MANIA AFRICA A217 ^{PV}
LAWSON'S AFRICA H229 ^{SV}
LAWSON'S ROCKND AMBUSH E1103 ^{PV}

S A F 598 BANDO 5175 #
L T 598 BANDO 9074 #
MILL COULEE BARBARA K 323 #
Dam: LANDFALL ELSA J385 #
LANDFALL COMMANDER C47 ^{SV}
LANDFALL ELSA E56 ^{SV}
LANDFALL ELSA C127 #

February 2022 TransTasman Angus Cattle Evaluation

EBV	CE-Dir	CE-Dtr	GL	BW	200	400	600	Mwt	Milk	SS	DC	CWT	EMA	Rib	Rump	RBV	IMF	DOC
	+1.0	-2.5	-5.1	+3.2	+46	+96	+121	+110	+23	+3.7	-6.6	+71	+9.8	-1.2	-1.8	+1.5	+2.3	+20
Acc	(63%)	(57%)	(84%)	(75%)	(73%)	(73%)	(74%)	(72%)	(68%)	(73%)	(47%)	(69%)	(67%)	(72%)	(68%)	(68%)	(67%)	(59%)
Perc	65	90	42	29	68	31	39	33	11	5	18	36	9	82	83	14	39	14

BREED AVERAGE 2020 DROP ANGUS	EBV	CE-Dir	CE-Dtr	GL	BWT	200	400	600	MWT	MILK	SS	DC	CWT	EMA	RIB	RUMP	RBV	IMF	DOC	\$A	\$D	\$GN	\$GS
		2.2	2.6	-4.7	4.1	50	89	117	101	17	2.1	-4.7	66	6.2	0.0	-0.4	0.5	2.1	7	\$195	\$160	\$256	\$178



LANDFALL ANGUS BULL SALE

LOT 129

LANDFALL DUSTY R846 ^{PV}

Soc Id: TFAR846

Born: 19/08/2020

Rego. Status: HBR

Purchaser

Traits observed: GL,CE,BWT,200WT,400WT,600WT,SC, Scan(EMA,Rib,Rump,IMF),DOC,Genomics

Index Values			
\$A	\$D	\$GN	\$GS
\$246	\$214	\$329	\$225

Genetic Status AMFU CAFU DDFU NHFU
Price

C R A BEXTOR 872 5205 608 [#]
G A R PROPHET ^{SV}
G A R OBJECTIVE 1885 [#]
Sire: CLUNES CROSSING DUSTY M13 ^{PV}
TE MANIA BERKLEY B1 ^{PV}
CLUNES CROSSING GLORIOUS G1 ^{SV}
TE MANIA LOWAN A1 [#]
MATAURI REALITY 839 [#]
LANDFALL REALITY L154 ^{PV}
LANDFALL ELSA J382 ^{SV}
Dam: LANDFALL DAINTY N459 ^{SV}
DEER VALLEY ALL IN ^{SV}
LANDFALL DAINTY L216 [#]
LANDFALL DAINTY J1052 [#]

February 2022 TransTasman Angus Cattle Evaluation

EBV	CE-Dir	CE-Dtr	GL	BW	200	400	600	Mwt	Milk	SS	DC	CWT	EMA	Rib	Rump	RBY	IMF	DOC
	-7.3	-0.5	+0.1	+6.3	+66	+110	+133	+118	+14	+0.5	-6.2	+80	+12.1	-1.6	-4.3	+2.5	+2.2	+1
Acc	(59%)	(53%)	(84%)	(74%)	(72%)	(71%)	(73%)	(69%)	(63%)	(72%)	(42%)	(66%)	(65%)	(69%)	(66%)	(66%)	(65%)	(54%)
Perc	96	80	98	90	2	6	17	21	76	96	24	11	2	89	99	3	43	71

LOT 130

LANDFALL MOMENTOUS R1302 ^{PV} (ET)

Soc Id: TFAR1302

Born: 06/08/2020

Rego. Status: HBR

Purchaser

Traits observed: BWT,200WT,400WT,600WT,SC, Scan(EMA,Rib,Rump,IMF),DOC,Genomics

Index Values			
\$A	\$D	\$GN	\$GS
\$235	\$184	\$335	\$223

Genetic Status AMFU CAFU DDFU NHFU
Price

G A R PROGRESS ^{SV}
G A R MOMENTUM ^{PV}
G A R BIG EYE 1770 [#]
Sire: LAWSONS MOMENTOUS M518 ^{PV}
TE MANIA AFRICA A217 ^{PV}
LAWSONS AFRICA H229 ^{SV}
LAWSONS ROCKND AMBUSH E1103 ^{PV}
BOOROOMOOKA UNDERTAKEN Y145 ^{SV}
RENNYLEA EDMUND E11 ^{PV}
LAWSONS HENRY VIII Y5 ^{SV}
Dam: LANDFALL ELINE K57 ^{SV}
SITZ UPWARD 307R ^{SV}
LANDFALL ELINE H44 [#]
LANDFALL ELINE F547 [#]

February 2022 TransTasman Angus Cattle Evaluation

EBV	CE-Dir	CE-Dtr	GL	BW	200	400	600	Mwt	Milk	SS	DC	CWT	EMA	Rib	Rump	RBY	IMF	DOC
	+8.7	-2.4	-7.8	+1.4	+50	+90	+112	+91	+21	+1.4	-4.1	+67	+10.2	+0.6	-0.1	-0.2	+3.9	+5
Acc	(64%)	(57%)	(72%)	(75%)	(73%)	(73%)	(74%)	(70%)	(65%)	(72%)	(45%)	(68%)	(66%)	(71%)	(67%)	(67%)	(66%)	(63%)
Perc	7	90	10	6	49	49	62	69	18	76	61	49	7	31	41	77	4	59

LOT 131

LANDFALL MOMENTOUS R815 ^{PV} (ET)

Soc Id: TFAR815

Born: 14/08/2020

Rego. Status: HBR

Purchaser

Traits observed: BWT,200WT,400WT,600WT,SC, Scan(EMA,Rib,Rump,IMF),DOC,Genomics

Index Values			
\$A	\$D	\$GN	\$GS
\$208	\$174	\$287	\$195

Genetic Status AMFU CAFU DDFU NHFU
Price

G A R PROGRESS ^{SV}
G A R MOMENTUM ^{PV}
G A R BIG EYE 1770 [#]
Sire: LAWSONS MOMENTOUS M518 ^{PV}
TE MANIA AFRICA A217 ^{PV}
LAWSONS AFRICA H229 ^{SV}
LAWSONS ROCKND AMBUSH E1103 ^{PV}
A A R TEN X 7008 S A ^{SV}
V A R DISCOVERY 2240 ^{PV}
DEER VALLEY RITA 0308 [#]
Dam: LANDFALL ELSA P313 ^{PV}
MATAURI REALITY 839 [#]
LANDFALL ELSA L88 ^{PV}
LANDFALL ELSA J139 [#]

February 2022 TransTasman Angus Cattle Evaluation

EBV	CE-Dir	CE-Dtr	GL	BW	200	400	600	Mwt	Milk	SS	DC	CWT	EMA	Rib	Rump	RBY	IMF	DOC
	+4.0	-4.4	-4.5	+3.6	+49	+94	+114	+99	+24	+4.8	-5.9	+64	+7.4	-0.1	-0.7	+0.4	+3.7	+12
Acc	(63%)	(55%)	(71%)	(73%)	(72%)	(72%)	(73%)	(70%)	(66%)	(73%)	(45%)	(69%)	(67%)	(71%)	(68%)	(67%)	(67%)	(60%)
Perc	40	95	53	37	53	37	56	53	8	1	28	59	29	51	58	53	6	35

LOT 132

LANDFALL KEYSTONE R821 ^{PV}

Soc Id: TFAR821

Born: 14/08/2020

Rego. Status: HBR

Purchaser

Traits observed: CE,BWT,200WT,400WT,600WT,SC, Scan(EMA,Rib,Rump,IMF),DOC,Genomics

Index Values			
\$A	\$D	\$GN	\$GS
\$240	\$210	\$308	\$222

Genetic Status AMFU CAFU DDFU NHFU
Price

RENNYLEA EDMUND E11 ^{PV}
LANDFALL KEYSTONE K132 ^{PV}
LANDFALL ARCHER H807 ^{SV}
Sire: LANDFALL KEYSTONE P199 ^{PV}
EF COMPLEMENT 8088 ^{PV}
LANDFALL FEARLESS M748 ^{PV}
LANDFALL FEARLESS H34 ^{SV}
TE MANIA BARTEL B219 ^{PV}
AYRVALE BARTEL E7 ^{PV}
EAGLEHAWK JEDDA B32 ^{SV}
Dam: LANDFALL ELSA P842 ^{SV}
LANDFALL HANK H68 ^{PV}
LANDFALL ELSA L510 [#]
LANDFALL ELSA C437 [#]

February 2022 TransTasman Angus Cattle Evaluation

EBV	CE-Dir	CE-Dtr	GL	BW	200	400	600	Mwt	Milk	SS	DC	CWT	EMA	Rib	Rump	RBY	IMF	DOC
	+5.5	+5.7	-2.7	+3.2	+56	+108	+134	+111	+20	+1.1	-7.4	+81	+5.4	+0.9	-0.3	+0.0	+1.9	+10
Acc	(54%)	(50%)	(69%)	(70%)	(68%)	(67%)	(69%)	(66%)	(61%)	(69%)	(40%)	(64%)	(61%)	(66%)	(63%)	(63%)	(61%)	(45%)
Perc	27	22	81	29	19	7	16	31	25	85	11	9	61	23	47	70	55	40

BREED AVERAGE 2020 DROP ANGUS	EBV	CE-Dir	CE-Dtr	GL	BWT	200	400	600	MWT	MILK	SS	DC	CWT	EMA	RIB	RUMP	RBY	IMF	DOC	\$A	\$D	\$GN	\$GS
		2.2	2.6	-4.7	4.1	50	89	117	101	17	2.1	-4.7	66	6.2	0.0	-0.4	0.5	2.1	7	\$195	\$160	\$256	\$178



LANDFALL ANGUS BULL SALE



LOT 92 LANDFALL FIREBALL R1684^{PV} (ET)



LOT 93 LANDFALL KEYSTONE R1674^{PV} (ET)



LOT 96 LANDFALL REALITY R1617^{PV} (ET)



LOT 106 LANDFALL KEYSTONE R1254^{PV} (ET)



LOT 111 LANDFALL ASHLAND R1454^{SV}



LOT 120 LANDFALL ASHLAND R518^{PV}



LOT 138 LANDFALL REALITY R1646^{PV} (ET)



LOT 141 LANDFALL NEW GROUND R215^{PV}



LANDFALL ANGUS BULL SALE

LOT 133 LANDFALL WEST POINT R324 ^{PV}

Soc Id: TFAR324
Born: 28/07/2020

Rego. Status: HBR

Purchaser

Traits observed: GL,CE,BWT,200WT,400WT,600WT,SC, Scan(EMA,Rib,Rump,IMF),DOC,Genomics

Index Values			
\$A	\$D	\$GN	\$GS
\$190	\$151	\$264	\$173

Genetic Status AMFU CAFU DDFU NHFU
Price

G A R PROGRESS ^{SV}
G A R MOMENTUM ^{PV}
G A R BIG EYE 1770 [#]
Sire: E W A WEST POINT 7258 ^{PV}
PLATTEMERE WEIGH UP K360 [#]
E W A 3114 OF 128 WEIGH UP [#]
EDGEWOOD JAUNTY 128 [#]
DEER VALLEY ALL IN ^{SV}
LANDFALL LEONARDO L24 ^{PV}
LANDFALL JOYLE J527 ^{SV}
Dam: LANDFALL SOUTHERN P838 ^{SV}
MILWILLAH GATSBY G279 ^{PV}
LANDFALL SOUTHERN L749 [#]
LANDFALL SOUTHERN G420 [#]

February 2022 TransTasman Angus Cattle Evaluation																		
EBV	CE-Dir	CE-Dtr	GL	BW	200	400	600	Mwt	Milk	SS	DC	CWT	EMA	Rib	Rump	RBY	IMF	DOC
	-0.2	-1.1	-3.4	+3.7	+49	+95	+122	+114	+25	+1.6	-4.6	+70	+7.1	-0.5	-0.8	+0.1	+3.3	+15
Acc	(55%)	(48%)	(84%)	(72%)	(69%)	(69%)	(71%)	(67%)	(62%)	(69%)	(38%)	(65%)	(62%)	(67%)	(63%)	(64%)	(62%)	(46%)
Perc	73	84	71	40	53	33	38	26	5	68	51	38	33	64	60	66	12	27

LOT 134 LANDFALL ENHANCE R870 ^{PV} (ET)

Soc Id: TFAR870
Born: 18/08/2020

Rego. Status: HBR

Purchaser

Traits observed: BWT,200WT,400WT,600WT,SC, Scan(EMA,Rib,Rump,IMF),DOC,Genomics

Index Values			
\$A	\$D	\$GN	\$GS
\$253	\$199	\$346	\$236

Genetic Status AMFU CAFU DDFU NHFU
Price

SYDGEN GOOGOL [#]
SYDGEN EXCEED 3223 ^{PV}
SYDGEN FOREVER LADY 1255 [#]
Sire: SYDGEN ENHANCE ^{SV}
SYDGEN LIBERTY GA 8627 [#]
SYDGEN RITA 2618 [#]
FOX RUN RITA 9308 [#]
BASIN FRANCHISE P142 [#]
EF COMPLEMENT 8088 ^{PV}
EF EVERELDA ENTENSE 6117 [#]
Dam: LANDFALL FEARLESS M748 ^{PV}
SITZ UPWARD 307R ^{SV}
LANDFALL FEARLESS H34 ^{SV}
LANDFALL FEARLESS D58 ^{SV}

February 2022 TransTasman Angus Cattle Evaluation																		
EBV	CE-Dir	CE-Dtr	GL	BW	200	400	600	Mwt	Milk	SS	DC	CWT	EMA	Rib	Rump	RBY	IMF	DOC
	-1.1	+4.2	-1.2	+4.4	+69	+113	+153	+134	+19	+2.0	-3.0	+86	+6.9	-3.1	-3.3	+1.7	+2.3	+32
Acc	(63%)	(56%)	(71%)	(75%)	(73%)	(73%)	(74%)	(71%)	(66%)	(73%)	(41%)	(68%)	(66%)	(70%)	(66%)	(66%)	(66%)	(59%)
Perc	78	38	94	57	1	3	3	7	32	50	79	4	36	99	97	10	39	3

LOT 135 LANDFALL MOMENTOUS R208 ^{PV}

Soc Id: TFAR208
Born: 23/07/2020

Rego. Status: HBR

Purchaser

Traits observed: GL,CE,BWT,200WT,400WT,600WT,SC, Scan(EMA,Rib,Rump,IMF),DOC,Genomics

Index Values			
\$A	\$D	\$GN	\$GS
\$225	\$189	\$305	\$211

Genetic Status AMFU CAFU DDFU NHFU
Price

G A R PROGRESS ^{SV}
G A R MOMENTUM ^{PV}
G A R BIG EYE 1770 [#]
Sire: LAWSONS MOMENTOUS M518 ^{PV}
TE MANIA AFRICA A217 ^{PV}
LAWSONS AFRICA H229 ^{SV}
LAWSONS ROCKND AMBUSH E1103 ^{PV}
RENNYLEA EDMUND E11 ^{PV}
LANDFALL KEYSTONE K132 ^{PV}
LANDFALL ARCHER H807 ^{SV}
Dam: LANDFALL FEARLESS P894 ^{SV}
MILWILLAH GATSBY G279 ^{PV}
LANDFALL GATSBY L361 [#]
LANDFALL FEARLESS D58 ^{SV}

February 2022 TransTasman Angus Cattle Evaluation																		
EBV	CE-Dir	CE-Dtr	GL	BW	200	400	600	Mwt	Milk	SS	DC	CWT	EMA	Rib	Rump	RBY	IMF	DOC
	-3.6	-11.0	-7.7	+4.4	+56	+102	+125	+103	+23	+3.3	-6.5	+73	+9.9	-0.5	-1.1	+1.1	+2.7	+22
Acc	(63%)	(56%)	(84%)	(74%)	(72%)	(72%)	(73%)	(70%)	(65%)	(73%)	(44%)	(68%)	(66%)	(71%)	(67%)	(67%)	(66%)	(57%)
Perc	88	99	11	57	20	16	31	46	11	10	20	28	8	64	68	25	26	11

LOT 136 LANDFALL DUSTY R445 ^{SV}

Soc Id: TFAR445
Born: 04/08/2020

Rego. Status: HBR

Purchaser

Traits observed: GL,CE,BWT,200WT,400WT,600WT,SC, Scan(EMA,Rib,Rump,IMF),DOC,Genomics

Index Values			
\$A	\$D	\$GN	\$GS
\$262	\$228	\$337	\$245

Genetic Status AMFU CAFU DDFU NHFU
Price

C R A BEXTOR 872 5205 608 [#]
G A R PROPHET ^{SV}
G A R OBJECTIVE 1885 [#]
Sire: CLUNES CROSSING DUSTY M13 ^{PV}
TE MANIA BERKLEY B1 ^{PV}
CLUNES CROSSING GLORIOUS G1 ^{SV}
TE MANIA LOWAN A1 [#]
C R A BEXTOR 872 5205 608 [#]
TC ABERDEEN 759 ^{SV}
TC BLACKBIRD 4034 [#]
Dam: LANDFALL DAINTY H739 [#]
HOFF GOLD LABEL S C 900 541 [#]
LANDFALL DAINTY Z154 [#]
LANDFALL DAINTY V334 [#]

February 2022 TransTasman Angus Cattle Evaluation																		
EBV	CE-Dir	CE-Dtr	GL	BW	200	400	600	Mwt	Milk	SS	DC	CWT	EMA	Rib	Rump	RBY	IMF	DOC
	+4.7	+7.0	-9.0	+3.5	+56	+99	+122	+101	+23	+1.8	-10.0	+70	+9.6	+0.6	-2.0	+1.5	+2.4	-1
Acc	(62%)	(57%)	(85%)	(75%)	(73%)	(73%)	(74%)	(71%)	(66%)	(73%)	(45%)	(68%)	(66%)	(70%)	(67%)	(67%)	(66%)	(60%)
Perc	34	12	4	35	19	22	37	49	9	59	1	39	10	31	86	14	36	75

BREED AVERAGE 2020 DROP ANGUS		CE-Dir	CE-Dtr	GL	BWT	200	400	600	MWT	MILK	SS	DC	CWT	EMA	RIB	RUMP	RBY	IMF	DOC	\$A	\$D	\$GN	\$GS
EBV		2.2	2.6	-4.7	4.1	50	89	117	101	17	2.1	-4.7	66	6.2	0.0	-0.4	0.5	2.1	7	\$195	\$160	\$256	\$178



LANDFALL ANGUS BULL SALE

LOT 137 LANDFALL LORENZO R814 PV

Soc Id: TFAR814

Born: 14/08/2020

Rego. Status: HBR

Index Values			
\$A	\$D	\$GN	\$GS
\$222	\$173	\$315	\$209

Genetic Status AMFU CAFU DDFU NHFU

Purchaser

Price

Traits observed: GL,CE,BWT,200WT,400WT,600WT,SC, Scan(EMA,Rib,Rump,IMF),DOC,Genomics

G A R INGENUITY #
H P C A INTENSITY #
G A R PREDESTINED 287L #
Sire: **RENNYLEA L519 PV**
TE MANIA BERKLEY B1 PV
RENNYLEA H414 SV
RENNYLEA C310 #
A A R TEN X 7008 S A SV
V A R DISCOVERY 2240 PV
DEER VALLEY RITA 0308 #
Dam: **LANDFALL ELSA N1019 SV**
TE MANIA INFINITY 04 379 AB #
LANDFALL ELSA F492 SV
LANDFALL ELSA V47 #

February 2022 TransTasman Angus Cattle Evaluation

EBV	CE-Dir	CE-Dtr	GL	BW	200	400	600	Mwt	Milk	SS	DC	CWT	EMA	Rib	Rump	RBY	IMF	DOC
	-4.4	-6.5	-2.8	+7.1	+63	+119	+155	+140	+17	+2.4	-6.9	+84	+2.5	+1.8	+2.7	-2.4	+4.2	+16
Acc	(63%)	(58%)	(84%)	(75%)	(74%)	(73%)	(74%)	(72%)	(68%)	(74%)	(46%)	(69%)	(68%)	(72%)	(68%)	(69%)	(67%)	(59%)
Perc	91	98	80	96	4	2	2	5	54	33	15	6	94	9	3	99	3	23

LOT 138 LANDFALL REALITY R1646 PV (ET)

Soc Id: TFAR1646

Born: 13/08/2020

Rego. Status: HBR

Index Values			
\$A	\$D	\$GN	\$GS
\$183	\$158	\$228	\$164

Genetic Status AMFU CAFU DDFU NHFU

Purchaser

Price

Traits observed: BWT,200WT,400WT,600WT,SC, Scan(EMA,Rib,Rump,IMF),DOC,Genomics

SCHURR 77 1346 EXCEL #
SCHURRTOP REALITY X723 #
SCHURRTOP 8019 V141 #
Sire: **MATAURI REALITY 839 #**
TE MANIA ULONG U41 SV
MATAURI 06663 #
MATAURI 04456 AB #
CONNEALY FRONTLINE #
S A V FRONT RUNNER 0713 #
JACS BLOSSOM 5357 #
Dam: **LANDFALL ARCHER H807 SV**
DUNOON REAGAN R093+96 SV
LANDFALL ARCHER X9 PV
LANDFALL ARCHER T74 #

February 2022 TransTasman Angus Cattle Evaluation

EBV	CE-Dir	CE-Dtr	GL	BW	200	400	600	Mwt	Milk	SS	DC	CWT	EMA	Rib	Rump	RBY	IMF	DOC
	-2.4	+5.7	-5.4	+7.5	+64	+111	+147	+147	+8	+3.5	-6.8	+83	+4.1	+2.6	+1.5	-0.8	+1.2	+8
Acc	(66%)	(62%)	(71%)	(75%)	(74%)	(74%)	(75%)	(73%)	(70%)	(74%)	(56%)	(71%)	(69%)	(72%)	(70%)	(70%)	(69%)	(63%)
Perc	84	22	37	98	4	4	5	3	99	7	16	7	81	4	10	91	82	50

LOT 139 LANDFALL LORENZO R599 PV

Soc Id: TFAR599

Born: 12/08/2020

Rego. Status: APR

Index Values			
\$A	\$D	\$GN	\$GS
\$217	\$174	\$302	\$202

Genetic Status AMFU CAFU DDFU NHFU

Purchaser

Price

Traits observed: GL,CE,BWT,200WT,400WT,600WT,SC, Scan(EMA,Rib,Rump,IMF),DOC,Genomics

G A R INGENUITY #
H P C A INTENSITY #
G A R PREDESTINED 287L #
Sire: **RENNYLEA L519 PV**
TE MANIA BERKLEY B1 PV
RENNYLEA H414 SV
RENNYLEA C310 #
CONNEALY CONSENSUS 7229 SV
V A R GENERATION 2100 PV
SANDPOINT BLACKBIRD 8809 #
Dam: **LANDFALL DAME N725 PV**
RENNYLEA EDMUND E11 PV
LANDFALL DAME J505 SV
LANDFALL DAME C441 #

February 2022 TransTasman Angus Cattle Evaluation

EBV	CE-Dir	CE-Dtr	GL	BW	200	400	600	Mwt	Milk	SS	DC	CWT	EMA	Rib	Rump	RBY	IMF	DOC
	-3.3	-2.7	-5.3	+6.5	+63	+117	+155	+149	+14	+1.4	-4.0	+86	+6.7	-1.1	-2.3	+0.8	+3.6	+26
Acc	(62%)	(57%)	(84%)	(74%)	(72%)	(72%)	(73%)	(71%)	(67%)	(72%)	(44%)	(68%)	(66%)	(70%)	(67%)	(67%)	(66%)	(58%)
Perc	87	91	39	92	4	2	2	2	82	76	62	5	39	79	90	36	7	6

LOT 140 LANDFALL FIREBALL R397 PV

Soc Id: TFAR397

Born: 03/08/2020

Rego. Status: HBR

Index Values			
\$A	\$D	\$GN	\$GS
\$225	\$190	\$291	\$208

Genetic Status AMFU CAFU DDFU NHFU

Purchaser

Price

Traits observed: GL,CE,BWT,200WT,400WT,600WT,SC, Scan(Rib,Rump,IMF),DOC,Genomics

G A R SURE FIRE SV
G A R SURE FIRE 6404 #
G A R COMPLETE N281 #
Sire: **GB FIREBALL 672 PV**
G A R ANTICIPATION #
GB ANTICIPATION 432 #
GB AMBUSH 269 #
SCHURRTOP REALITY X723 #
MATAURI REALITY 839 #
MATAURI 06663 #
Dam: **LANDFALL JOYLE N62 SV**
TC ABERDEEN 759 SV
LANDFALL JOYLE L489 #
LANDFALL JOYLE D30 SV

February 2022 TransTasman Angus Cattle Evaluation

EBV	CE-Dir	CE-Dtr	GL	BW	200	400	600	Mwt	Milk	SS	DC	CWT	EMA	Rib	Rump	RBY	IMF	DOC
	+3.9	+2.0	-9.0	+5.3	+64	+103	+135	+141	+9	+3.5	-3.6	+73	+11.7	+0.3	-1.4	+2.6	+1.6	+2
Acc	(60%)	(50%)	(85%)	(75%)	(73%)	(73%)	(73%)	(70%)	(64%)	(73%)	(42%)	(68%)	(66%)	(70%)	(66%)	(67%)	(65%)	(56%)
Perc	41	61	4	76	3	13	14	4	97	7	69	29	3	39	75	2	67	67

BREED AVERAGE 2020 DROP ANGUS	EBV	CE-Dir	CE-Dtr	GL	BWT	200	400	600	MWT	MILK	SS	DC	CWT	EMA	RIB	RUMP	RBY	IMF	DOC	\$A	\$D	\$GN	\$GS
		2.2	2.6	-4.7	4.1	50	89	117	101	17	2.1	-4.7	66	6.2	0.0	-0.4	0.5	2.1	7	\$195	\$160	\$256	\$178



LANDFALL ANGUS BULL SALE

LOT 141 LANDFALL NEW GROUND R215^{PV}

Soc Id: TFAR215
Born: 24/07/2020

Rego. Status: HBR

Index Values			
\$A	\$D	\$GN	\$GS
\$200	\$160	\$272	\$187

Genetic Status AMFU CAFU DDFU NHFU
Price

Purchaser

Traits observed: GL,CE,BWT,200WT,400WT,600WT,SC, Scan(EMA,Rib,Rump,IMF),DOC,Genomics

A A R TEN X 7008 S A^{SV}
V A R DISCOVERY 2240^{PV}
DEER VALLEY RITA 0308[#]
Sire: **LANDFALL NEW GROUND N90^{PV}**
MATAURI REALITY 839[#]
LANDFALL ELSA L88^{PV}
LANDFALL ELSA J139[#]
CONNEALY CAPITALIST 028[#]
LD CAPITALIST 316^{PV}
LD DIXIE ERICA 2053[#]
Dam: **LANDFALL ARCHER P750^{SV}**
TUWHARETOA REGENT D145^{PV}
LANDFALL ARCHER K341[#]
LANDFALL ARCHER E66^{SV}

February 2022 TransTasman Angus Cattle Evaluation																		
EBV	CE-Dir	CE-Dtr	GL	BW	200	400	600	Mwt	Milk	SS	DC	CWT	EMA	Rib	Rump	RBY	IMF	DOC
	+1.0	-2.0	-5.4	+6.2	+59	+111	+148	+142	+18	+3.8	-3.0	+81	+7.6	+1.7	+0.8	+0.1	+3.0	-11
Acc	(59%)	(51%)	(84%)	(74%)	(72%)	(72%)	(73%)	(69%)	(63%)	(73%)	(41%)	(66%)	(65%)	(69%)	(66%)	(66%)	(65%)	(58%)
Perc	65	88	37	89	10	5	4	4	43	4	79	10	26	10	20	66	18	94

LOT 142 LANDFALL LORENZO R672^{PV} (ET)

Soc Id: TFAR672
Born: 10/08/2020

Rego. Status: HBR

Index Values			
\$A	\$D	\$GN	\$GS
\$215	\$165	\$293	\$199

Genetic Status AMFU CAFU DDFU NHFU
Price

Purchaser

Traits observed: BWT,200WT,400WT,600WT,SC, Scan(EMA,Rib,Rump,IMF),DOC,Genomics

G A R INGENUITY[#]
H P C A INTENSITY[#]
G A R PREDESTINED 287L[#]
Sire: **RENNYLEA L519^{PV}**
TE MANIA BERKLEY B1^{PV}
RENNYLEA H414^{SV}
RENNYLEA C310[#]
BASIN FRANCHISE P142[#]
EF COMPLEMENT 8088^{PV}
EF EVERELDA INTENSE 6117[#]
Dam: **LANDFALL PRINCESS N78^{SV}**
TUWHARETOA REGENT D145^{PV}
LANDFALL PRINCESS L688[#]
LANDFALL PRINCESS D48^{SV}

February 2022 TransTasman Angus Cattle Evaluation																		
EBV	CE-Dir	CE-Dtr	GL	BW	200	400	600	Mwt	Milk	SS	DC	CWT	EMA	Rib	Rump	RBY	IMF	DOC
	-5.9	-3.1	-9.5	+7.0	+62	+109	+150	+144	+18	+0.4	-3.8	+78	+10.0	+1.5	+1.0	+0.6	+2.8	+13
Acc	(62%)	(57%)	(73%)	(74%)	(72%)	(72%)	(73%)	(71%)	(67%)	(71%)	(45%)	(68%)	(66%)	(70%)	(67%)	(67%)	(66%)	(59%)
Perc	94	92	3	96	6	6	4	3	42	97	66	14	8	13	17	45	23	31

LOT 143 LANDFALL DUSTY R642^{SV} (ET)

Soc Id: TFAR642
Born: 09/08/2020

Rego. Status: HBR

Index Values			
\$A	\$D	\$GN	\$GS
-	-	-	-

Genetic Status AMFU CAFU DDFU NHFU
Price

Purchaser

Traits observed:

C R A BEXTOR 872 5205 608[#]
G A R PROPHET^{SV}
G A R OBJECTIVE 1885[#]
Sire: **CLUNES CROSSING DUSTY M13^{PV}**
TE MANIA BERKLEY B1^{PV}
CLUNES CROSSING GLORIOUS G1^{SV}
TE MANIA LOWAN A1[#]
TE MANIA AMBASSADOR A134^{SV}
TUWHARETOA REGENT D145^{PV}
LAWSON'S HENRY VIII Y5^{SV}
Dam: **LANDFALL PRINCESS K748[#]**
TE MANIA INFINITY 04 379 AB[#]
LANDFALL PRINCESS D48^{SV}
LANDFALL B453[#]

EBV's Available Soon																		
EBV	CE-Dir	CE-Dtr	GL	BW	200	400	600	Mwt	Milk	SS	DC	CWT	EMA	Rib	Rump	RBY	IMF	DOC
	-	-	-	-	-	-	-	-	-	-	-	-	-	-	-	-	-	-
Acc	(-)	(-)	(-)	(-)	(-)	(-)	(-)	(-)	(-)	(-)	(-)	(-)	(-)	(-)	(-)	(-)	(-)	(-)
Perc	-	-	-	-	-	-	-	-	-	-	-	-	-	-	-	-	-	-

LOT 144 LANDFALL PROMINENT R57^{PV}

Soc Id: TFAR57
Born: 18/07/2020

Rego. Status: APR

Index Values			
\$A	\$D	\$GN	\$GS
\$206	\$172	\$258	\$192

Genetic Status AMFU CAFU DDFU NHFU
Price

Purchaser

Traits observed: GL,CE,BWT,200WT,400WT,600WT,SC, Scan(EMA,Rib,Rump,IMF),DOC,Genomics

RENNYLEA EDMUND E11^{PV}
LANDFALL KEYSTONE K132^{PV}
LANDFALL ARCHER H807^{SV}
Sire: **LANDFALL PROMINENT P317^{PV}**
RENNYLEA EDMUND E11^{PV}
LANDFALL DAINTY L22^{SV}
LANDFALL DAINTY J224[#]
RENNYLEA EDMUND E11^{PV}
LANDFALL EDMUND K223^{PV}
LANDFALL ARCHER C311^{SV}
Dam: **LANDFALL ANGUISH P1131^{SV}**
K C F BENNETT PERFORMER[#]
LANDFALL ANGUISH G562[#]
LANDFALL X367[#]

February 2022 TransTasman Angus Cattle Evaluation																		
EBV	CE-Dir	CE-Dtr	GL	BW	200	400	600	Mwt	Milk	SS	DC	CWT	EMA	Rib	Rump	RBY	IMF	DOC
	+4.8	+4.6	-11.1	+4.6	+59	+117	+161	+149	+18	+3.8	-6.9	+88	+0.0	+1.4	+1.1	-0.6	+1.7	+25
Acc	(57%)	(52%)	(84%)	(73%)	(71%)	(71%)	(72%)	(69%)	(64%)	(70%)	(41%)	(67%)	(64%)	(70%)	(66%)	(67%)	(65%)	(48%)
Perc	33	33	1	62	12	2	1	3	47	4	15	3	99	14	15	87	63	7

BREED AVERAGE 2020 DROP ANGUS		CE-Dir	CE-Dtr	GL	BWT	200	400	600	MWT	MILK	SS	DC	CWT	EMA	RIB	RUMP	RBY	IMF	DOC	\$A	\$D	\$GN	\$GS
EBV		2.2	2.6	-4.7	4.1	50	89	117	101	17	2.1	-4.7	66	6.2	0.0	-0.4	0.5	2.1	7	\$195	\$160	\$256	\$178



LANDFALL ANGUS BULL SALE

LOT 145 LANDFALL LORENZO R1606 SV

Soc Id: TFAR1606

Born: 12/08/2020

Rego. Status: APR

Index Values			
\$A	\$D	\$GN	\$GS
\$209	\$168	\$280	\$192

Genetic Status AMFU CAFU DDFU NHFU

Purchaser

Price

Traits observed: GL,CE,BWT,200WT,400WT,600WT,SC, Scan(EMA,Rib,Rump,IMF),DOC,Genomics

G A R INGENUITY #
H P C A INTENSITY #
G A R PREDESTINED 287L #
Sire: RENNYLEA L519 PV
TE MANIA BERKLEY B1 PV
RENNYLEA H414 SV
RENNYLEA C310 #
TC ABERDEEN 759 SV
LANDFALL HANK H68 PV
LANDFALL POLLY F353 SV
Dam: LANDFALL M737 #
LANDFALL NET WORTH D20 SV
LANDFALL F417 #
LANDFALL D402 #

February 2022 TransTasman Angus Cattle Evaluation

EBV	CE-Dir	CE-Dtr	GL	BW	200	400	600	Mwt	Milk	SS	DC	CWT	EMA	Rib	Rump	RBY	IMF	DOC
	+0.5	+0.8	-2.9	+5.1	+55	+100	+133	+112	+18	+0.4	-3.2	+74	+8.3	+0.0	-1.6	+0.6	+2.4	+11
Acc	(61%)	(56%)	(84%)	(74%)	(71%)	(71%)	(73%)	(70%)	(66%)	(72%)	(42%)	(66%)	(64%)	(69%)	(66%)	(65%)	(64%)	(58%)
Perc	68	71	78	72	22	19	17	29	40	97	76	25	19	48	79	45	36	37

LOT 146 LANDFALL NOBLEMAN R139 PV

Soc Id: TFAR139

Born: 21/07/2020

Rego. Status: HBR

Index Values			
\$A	\$D	\$GN	\$GS
\$248	\$190	\$355	\$231

Genetic Status AMFU CAFU DDFU NHFU

Purchaser

Price

Traits observed: GL,CE,BWT,200WT,400WT,600WT,SC, Scan(EMA,Rib,Rump,IMF),DOC,Genomics

RENNYLEA EDMUND E11 PV
LANDFALL KEYSTONE K132 PV
LANDFALL ARCHER H807 SV
Sire: LANDFALL NOBLEMAN N106 SV
LANDFALL HANK H68 PV
LANDFALL ARCHER L118 SV
LANDFALL ARCHER J831 #
DEER VALLEY ALL IN SV
LANDFALL LEONARDO L24 PV
LANDFALL JOYLE J527 SV
Dam: LANDFALL ARCHER P895 SV
TUWHARETOA REGENT D145 PV
LANDFALL ARCHER L698 #
LANDFALL ARCHER E66 SV

February 2022 TransTasman Angus Cattle Evaluation

EBV	CE-Dir	CE-Dtr	GL	BW	200	400	600	Mwt	Milk	SS	DC	CWT	EMA	Rib	Rump	RBY	IMF	DOC
	-0.7	-4.0	-9.2	+6.0	+71	+125	+167	+142	+23	+0.7	-2.0	+104	+5.7	-0.7	-2.2	+0.0	+3.4	-3
Acc	(57%)	(48%)	(84%)	(74%)	(71%)	(71%)	(72%)	(67%)	(62%)	(71%)	(38%)	(65%)	(63%)	(68%)	(64%)	(64%)	(63%)	(56%)
Perc	76	95	4	87	1	1	1	4	11	93	90	1	56	69	89	70	10	81

LOT 147 LANDFALL DISCOVERY R781 PV

Soc Id: TFAR781

Born: 13/08/2020

Rego. Status: HBR

Index Values			
\$A	\$D	\$GN	\$GS
\$187	\$151	\$254	\$172

Genetic Status AMFU CAFU DDFU NHFU

Purchaser

Price

Traits observed: GL,CE,BWT,200WT,400WT,600WT,SC, Scan(EMA,Rib,Rump,IMF),DOC,Genomics

A A R TEN X 7008 S A SV
V A R DISCOVERY 2240 PV
DEER VALLEY RITA 0308 #
Sire: LANDFALL DISCOVERY P430 PV
RENNYLEA EDMUND E11 PV
LANDFALL LORETTA J677 SV
LANDFALL B313 #
BOOROOMOOKA UNDERTAKEN Y145 PV
RENNYLEA EDMUND E11 PV
LAWSONS HENRY VIII Y5 SV
Dam: LANDFALL JOYLE K72 SV
LANDFALL INFINITY F497 PV
LANDFALL JOYLE H217 #
LANDFALL F105 #

February 2022 TransTasman Angus Cattle Evaluation

EBV	CE-Dir	CE-Dtr	GL	BW	200	400	600	Mwt	Milk	SS	DC	CWT	EMA	Rib	Rump	RBY	IMF	DOC
	-3.3	-1.0	-2.8	+6.2	+60	+116	+155	+163	+16	+3.4	-5.2	+89	+4.3	+0.4	+0.8	-0.3	+3.0	+9
Acc	(56%)	(51%)	(83%)	(72%)	(68%)	(68%)	(71%)	(66%)	(61%)	(69%)	(40%)	(64%)	(60%)	(66%)	(62%)	(63%)	(61%)	(50%)
Perc	87	83	80	89	9	2	2	1	64	8	40	3	79	36	20	80	18	44

LOT 148 LANDFALL MOJO R926 PV

Soc Id: TFAR926

Born: 25/08/2020

Rego. Status: APR

Index Values			
\$A	\$D	\$GN	\$GS
\$210	\$161	\$278	\$195

Genetic Status AMFU CAFU DDFU NHFU

Purchaser

Price

Traits observed: CE,BWT,200WT,400WT,600WT,SC, Scan(EMA,Rib,Rump,IMF),DOC,Genomics

AYRVALE BARTEL E7 PV
LANDFALL MOJO M45 SV
LANDFALL ELSA K696 #
Sire: LANDFALL MOJO P244 PV
LANDFALL CONFIDENCE K62 SV
LANDFALL RITO M383 SV
LANDFALL RITO K533 #
BT RIGHT TIME 24J #
LANDFALL RIGHT TIME 24J G265 SV
LANDFALL ARCHER V357 #
Dam: LANDFALL LADY N1261 SV
K C F BENNETT PERFORMER #
LANDFALL LADY F100 #
LANDFALL LADY Z109 #

February 2022 TransTasman Angus Cattle Evaluation

EBV	CE-Dir	CE-Dtr	GL	BW	200	400	600	Mwt	Milk	SS	DC	CWT	EMA	Rib	Rump	RBY	IMF	DOC
	-9.5	-1.6	-5.5	+8.4	+65	+119	+167	+131	+23	+3.0	-4.4	+93	+2.5	+0.5	+0.3	-0.2	+2.0	-18
Acc	(53%)	(48%)	(67%)	(72%)	(69%)	(69%)	(71%)	(67%)	(61%)	(69%)	(37%)	(64%)	(62%)	(68%)	(64%)	(64%)	(62%)	(48%)
Perc	98	86	36	99	3	2	1	9	10	15	55	1	94	33	31	77	51	99

BREED AVERAGE 2020 DROP ANGUS																						
EBV	CE-Dir	CE-Dtr	GL	BWT	200	400	600	MWT	MILK	SS	DC	CWT	EMA	RIB	RUMP	RBY	IMF	DOC	\$A	\$D	\$GN	\$GS
	2.2	2.6	-4.7	4.1	50	89	117	101	17	2.1	-4.7	66	6.2	0.0	-0.4	0.5	2.1	7	\$195	\$160	\$256	\$178



LANDFALL ANGUS BULL SALE

LOT 149 LANDFALL NOBLEMAN R1211 PV

Soc Id: TFAR1211
Born: 04/08/2020

Rego. Status: HBR

Purchaser

Traits observed: GL,CE,BWT,200WT,400WT,600WT,SC, Scan(EMA,Rib,Rump,IMF),DOC,Genomics

Index Values			
\$A	\$D	\$GN	\$GS
\$213	\$180	\$280	\$199

Genetic Status AMFU CAFU DDFU NHFU
Price

RENNYLEA EDMUND E11 PV
LANDFALL KEYSTONE K132 PV
LANDFALL ARCHER H807 SV
Sire: **LANDFALL NOBLEMAN N106 SV**
LANDFALL HANK H68 PV
LANDFALL ARCHER L118 SV
LANDFALL ARCHER J831 #
BASIN FRANCHISE P142 #
EF COMPLEMENT 8088 PV
EF EVERELDA INTENSE 6117 #
Dam: **LANDFALL LADY N331 SV**
S A V FRONT RUNNER 0713 #
LANDFALL LADY J1066 #
LANDFALL LADY A8 SV

February 2022 TransTasman Angus Cattle Evaluation

EBV	CE-Dir	CE-Dtr	GL	BW	200	400	600	Mwt	Milk	SS	DC	CWT	EMA	Rib	Rump	RBY	IMF	DOC
	+4.5	+6.5	-10.1	+2.9	+57	+116	+153	+146	+25	+4.3	-6.6	+96	+3.1	-2.6	-2.8	+0.8	+2.6	-4
Acc	(57%)	(50%)	(84%)	(73%)	(71%)	(70%)	(72%)	(67%)	(62%)	(71%)	(40%)	(65%)	(63%)	(67%)	(64%)	(64%)	(62%)	(56%)
Perc	35	15	2	23	16	2	3	3	5	2	18	1	91	98	95	36	29	83

LOT 150 LANDFALL DISCOVERY R134 PV

Soc Id: TFAR134
Born: 21/07/2020

Rego. Status: APR

Purchaser

Traits observed: CE,BWT,200WT,400WT,600WT,SC, Scan(EMA,Rib,Rump,IMF),DOC,Genomics

Index Values			
\$A	\$D	\$GN	\$GS
\$199	\$162	\$265	\$183

Genetic Status AMFU CAFU DDFU NHFU
Price

A A R TEN X 7008 S A SV
V A R DISCOVERY 2240 PV
DEER VALLEY RITA 0308 #
Sire: **LANDFALL DISCOVERY N180 SV**
MATAURI REALITY 839 #
LANDFALL ARISTOCRAT L50 #
LANDFALL ARISTOCRAT J1091 #
SCHURRTOP REALITY X723 #
MATAURI REALITY 839 #
MATAURI 06663 #
Dam: **LANDFALL REALITY M73 PV**
LANDFALL HANK H68 PV
LANDFALL LITTLE JOHN K317 SV
LANDFALL LITTLE JOHN H114 #

February 2022 TransTasman Angus Cattle Evaluation

EBV	CE-Dir	CE-Dtr	GL	BW	200	400	600	Mwt	Milk	SS	DC	CWT	EMA	Rib	Rump	RBY	IMF	DOC
	+1.8	+3.0	-4.7	+5.5	+62	+112	+149	+141	+17	+5.1	-4.1	+81	+3.6	+0.0	-0.6	-0.1	+2.5	+2
Acc	(57%)	(52%)	(72%)	(72%)	(71%)	(71%)	(72%)	(70%)	(64%)	(71%)	(43%)	(67%)	(64%)	(69%)	(66%)	(67%)	(64%)	(48%)
Perc	59	51	49	80	6	4	4	4	55	1	61	10	87	48	55	73	32	69

LOT 151 LANDFALL ENHANCE R780 PV

Soc Id: TFAR780
Born: 13/08/2020

Rego. Status: HBR

Purchaser

Traits observed: GL,CE,BWT,200WT,400WT,600WT,SC, Scan(EMA,Rib,Rump,IMF),DOC,Genomics

Index Values			
\$A	\$D	\$GN	\$GS
\$229	\$184	\$311	\$216

Genetic Status AMFU CAFU DDFU NHFU
Price

SYDGEN GOOGOL #
SYDGEN EXCEED 3223 PV
SYDGEN FOREVER LADY 1255 #
Sire: **SYDGEN ENHANCE SV**
SYDGEN LIBERTY GA 8627 #
SYDGEN RITA 2618 #
FOX RUN RITA 9308 #
BOOROOMOOKA UNDERTAKEN Y145 PV
RENNYLEA EDMUND E11 PV
LAWSONS HENRY VIII Y5 SV
Dam: **LANDFALL ARCHER N800 SV**
LANDFALL UNLIMITED G822 SV
LANDFALL ARCHER J329 SV
LANDFALL ARCHER G459 #

February 2022 TransTasman Angus Cattle Evaluation

EBV	CE-Dir	CE-Dtr	GL	BW	200	400	600	Mwt	Milk	SS	DC	CWT	EMA	Rib	Rump	RBY	IMF	DOC
	-2.5	-1.3	-1.6	+3.8	+54	+97	+125	+89	+22	+3.5	-5.3	+67	+5.5	-0.3	-1.4	+0.5	+3.0	+24
Acc	(62%)	(55%)	(84%)	(74%)	(71%)	(71%)	(73%)	(69%)	(64%)	(72%)	(40%)	(67%)	(65%)	(69%)	(65%)	(66%)	(65%)	(57%)
Perc	84	85	91	42	26	27	30	72	17	7	38	49	60	57	75	49	18	8

LOT 152 LANDFALL DUSTY R678 SV (ET)

Soc Id: TFAR678
Born: 10/08/2020

Rego. Status: HBR

Purchaser

Traits observed:

Index Values			
\$A	\$D	\$GN	\$GS
-	-	-	-

Genetic Status AMFU CAFU DDFU NHFU
Price

C R A BEXTOR 872 5205 608 #
G A R PROPHET SV
G A R OBJECTIVE 1885 #
Sire: **CLUNES CROSSING DUSTY M13 PV**
TE MANIA BERKLEY B1 PV
CLUNES CROSSING GLORIOUS G1 SV
TE MANIA LOWAN A1 #
TE MANIA AMBASSADOR A134 SV
TUWHARETOA REGENT D145 PV
LAWSONS HENRY VIII Y5 SV
Dam: **LANDFALL PRINCESS K748 #**
TE MANIA INFINITY 04 379 AB #
LANDFALL PRINCESS D48 SV
LANDFALL B453 #

EBV's Available Soon

EBV	CE-Dir	CE-Dtr	GL	BW	200	400	600	Mwt	Milk	SS	DC	CWT	EMA	Rib	Rump	RBY	IMF	DOC
	-	-	-	-	-	-	-	-	-	-	-	-	-	-	-	-	-	-
Acc	(-)	(-)	(-)	(-)	(-)	(-)	(-)	(-)	(-)	(-)	(-)	(-)	(-)	(-)	(-)	(-)	(-)	(-)
Perc	-	-	-	-	-	-	-	-	-	-	-	-	-	-	-	-	-	-

BREED AVERAGE 2020 DROP ANGUS	EBV	CE-Dir	CE-Dtr	GL	BWT	200	400	600	MWT	MILK	SS	DC	CWT	EMA	RIB	RUMP	RBY	IMF	DOC	\$A	\$D	\$GN	\$GS
		2.2	2.6	-4.7	4.1	50	89	117	101	17	2.1	-4.7	66	6.2	0.0	-0.4	0.5	2.1	7	\$195	\$160	\$256	\$178



LANDFALL ANGUS BULL SALE

LOT 153 LANDFALL LORENZO R838 ^{PV}

Soc Id: TFAR838
Born: 16/08/2020

Rego. Status: HBR

Purchaser

Traits observed: GL,CE,200WT,400WT,600WT, Scan(EMA,Rib,Rump,IMF),DOC,Genomics

Index Values			
\$A	\$D	\$GN	\$GS
\$199	\$169	\$265	\$178

Genetic Status AMFU CAFU DDFU NHFU
Price

G A R INGENUITY #
H P C A INTENSITY #
G A R PREDESTINED 287L #
Sire: RENNYLEA L519 ^{PV}
TE MANIA BERKLEY B1 ^{PV}
RENNYLEA H414 ^{SV}
RENNYLEA C310 #
CONNEALY ONWARD #
WERNER WAR PARTY 2417 #
BAAR USA LADY JAYE 489 #
Dam: LANDFALL ARCHER N509 ^{PV}
TE MANIA EMPEROR E343 ^{PV}
LANDFALL ARCHER H103 #
LANDFALL ARCHER F95 ^{SV}

February 2022 TransTasman Angus Cattle Evaluation

EBV	CE-Dir	CE-Dtr	GL	BW	200	400	600	Mwt	Milk	SS	DC	CWT	EMA	Rib	Rump	RBY	IMF	DOC
-7.3	-3.9	-2.3	+7.6	+60	+113	+144	+129	+21	+0.9	-4.8	+70	+6.1	+0.8	-1.0	+0.9	+2.2	+12	
Acc	(62%)	(57%)	(84%)	(73%)	(72%)	(73%)	(71%)	(67%)	(69%)	(44%)	(68%)	(66%)	(70%)	(67%)	(67%)	(66%)	(58%)	
Perc	96	94	85	98	10	4	6	10	20	90	48	37	49	26	66	32	43	34

LOT 154 LANDFALL LEONARDO R93 ^{PV}

Soc Id: TFAR93
Born: 20/07/2020

Rego. Status: HBR

Purchaser

Traits observed: GL,CE,BWT,200WT,400WT,600WT,SC, Scan(EMA,Rib,Rump,IMF),DOC,Genomics

Index Values			
\$A	\$D	\$GN	\$GS
\$229	\$189	\$309	\$211

Genetic Status AMFU CAFU DDFU NHFU
Price

A A R TEN X 7008 S A ^{SV}
DEER VALLEY ALL IN ^{SV}
DEER VALLEY RITA 0274 #
Sire: LANDFALL LEONARDO L24 ^{PV}
LANDFALL MODEST F178 ^{SV}
LANDFALL JOYLE J527 ^{SV}
LANDFALL JOYLE A503 #
RENNYLEA EDMUND E11 ^{PV}
LANDFALL KEYSTONE K132 ^{PV}
LANDFALL ARCHER H807 ^{SV}
Dam: LANDFALL DAME P373 ^{SV}
HYLINE RIGHT TIME 338 #
LANDFALL DAME H774 #
LANDFALL DAME A56 ^{SV}

February 2022 TransTasman Angus Cattle Evaluation

EBV	CE-Dir	CE-Dtr	GL	BW	200	400	600	Mwt	Milk	SS	DC	CWT	EMA	Rib	Rump	RBY	IMF	DOC
+3.3	+6.1	-7.5	+3.5	+55	+108	+137	+99	+27	+0.4	-2.4	+81	+5.4	+0.7	-0.5	-0.2	+2.5	+13	
Acc	(59%)	(52%)	(84%)	(73%)	(70%)	(70%)	(72%)	(68%)	(65%)	(71%)	(41%)	(65%)	(63%)	(68%)	(65%)	(65%)	(64%)	(56%)
Perc	46	18	12	35	23	7	13	53	2	97	86	10	61	28	52	77	32	33

LOT 155 LANDFALL NEW GROUND R1332 ^{SV}

Soc Id: TFAR1332
Born: 07/08/2020

Rego. Status: HBR

Purchaser

Traits observed: GL,CE,BWT,200WT,400WT,600WT,SC, Scan(EMA,Rib,Rump,IMF),DOC,Genomics

Index Values			
\$A	\$D	\$GN	\$GS
\$224	\$184	\$284	\$212

Genetic Status AMFU CAFU DDFU NHFU
Price

A A R TEN X 7008 S A ^{SV}
V A R DISCOVERY 2240 ^{PV}
DEER VALLEY RITA 0308 #
Sire: LANDFALL NEW GROUND N90 ^{PV}
MATAURI REALITY 839 #
LANDFALL ELSA L88 ^{PV}
LANDFALL ELSA J139 #
BOOROOMOOKA UNDERTAKEN Y145 ^{PV}
RENNYLEA EDMUND E11 ^{PV}
LAWSONS HENRY VIII Y5 ^{SV}
Dam: LANDFALL DAINTY L920 #
ARDROSSAN EQUATOR A241 ^{PV}
LANDFALL DAINTY G550 #
LANDFALL DAINTY C40 #

February 2022 TransTasman Angus Cattle Evaluation

EBV	CE-Dir	CE-Dtr	GL	BW	200	400	600	Mwt	Milk	SS	DC	CWT	EMA	Rib	Rump	RBY	IMF	DOC
+6.0	+1.9	-7.7	+3.3	+47	+82	+108	+87	+18	+4.7	-7.9	+65	+8.4	+2.1	+0.5	+0.9	+2.4	+26	
Acc	(59%)	(51%)	(84%)	(74%)	(71%)	(71%)	(72%)	(68%)	(62%)	(72%)	(43%)	(66%)	(64%)	(69%)	(65%)	(65%)	(64%)	(57%)
Perc	23	62	11	31	62	75	70	75	42	1	7	58	18	6	26	32	36	6

LOT 156 LANDFALL LORENZO R757 ^{PV}

Soc Id: TFAR757
Born: 12/08/2020

Rego. Status: HBR

Purchaser

Traits observed: GL,CE,BWT,200WT,400WT,600WT,SC, Scan(EMA,Rib,Rump,IMF),DOC,Genomics

Index Values			
\$A	\$D	\$GN	\$GS
\$234	\$196	\$303	\$217

Genetic Status AMFU CAFU DDFU NHFU
Price

G A R INGENUITY #
H P C A INTENSITY #
G A R PREDESTINED 287L #
Sire: RENNYLEA L519 ^{PV}
TE MANIA BERKLEY B1 ^{PV}
RENNYLEA H414 ^{SV}
RENNYLEA C310 #
CONNEALY ONWARD #
WERNER WAR PARTY 2417 #
BAAR USA LADY JAYE 489 #
Dam: LANDFALL ARCHER N1090 ^{PV}
TE MANIA EMPEROR E343 ^{PV}
LANDFALL ARCHER H103 #
LANDFALL ARCHER F95 ^{SV}

February 2022 TransTasman Angus Cattle Evaluation

EBV	CE-Dir	CE-Dtr	GL	BW	200	400	600	Mwt	Milk	SS	DC	CWT	EMA	Rib	Rump	RBY	IMF	DOC
+1.8	-2.1	-4.5	+5.1	+57	+101	+131	+109	+22	+1.5	-4.6	+72	+12.2	+1.1	-1.2	+2.1	+1.8	+13	
Acc	(62%)	(57%)	(84%)	(75%)	(73%)	(74%)	(72%)	(68%)	(73%)	(44%)	(69%)	(67%)	(71%)	(68%)	(68%)	(67%)	(58%)	
Perc	59	89	53	72	17	18	21	34	14	72	51	30	2	19	71	5	59	33

BREED AVERAGE 2020 DROP ANGUS																						
EBV	CE-Dir	CE-Dtr	GL	BWT	200	400	600	MWT	MILK	SS	DC	CWT	EMA	RIB	RUMP	RBY	IMF	DOC	\$A	\$D	\$GN	\$GS
2.2	2.6	-4.7	4.1	50	89	117	101	17	2.1	-4.7	66	6.2	0.0	-0.4	0.5	2.1	7	\$195	\$160	\$256	\$178	



LANDFALL ANGUS BULL SALE

LOT 157 LANDFALL BEAST MODE R863 SV

Soc Id: TFAR863

Born: 17/08/2020

Rego. Status: APR

Index Values			
\$A	\$D	\$GN	\$GS
\$240	\$197	\$326	\$225

Genetic Status AMFU CAFU DDFU NHFU

Purchaser

Price

Traits observed: GL,CE,BWT,200WT,400WT,600WT,SC, Scan(EMA,Rib,Rump,IMF),DOC,Genomics

C R A BEXTOR 872 5205 608 #
 G A R PROPHET SV
 G A R OBJECTIVE 1885 #
Sire: BALDRIDGE BEAST MODE B074 PV
 STYLES UPGRADE J59 #
 BALDRIDGE ISABEL Y69 #
 BALDRIDGE ISABEL T935 #
 SCR PROMISE 4042 #
 SYDGEN TRUST 6228 #
 SYDGEN FOREVER LADY 4413 #
Dam: LANDFALL ARCHER H446 #
 CLUNIE RANGE XTRACTOR X60 SV
 LANDFALL ARCHER E237 #
 LANDFALL B103 #

February 2022 TransTasman Angus Cattle Evaluation

EBV	CE-Dir	CE-Dtr	GL	BW	200	400	600	Mwt	Milk	SS	DC	CWT	EMA	Rib	Rump	RBY	IMF	DOC
	+2.4	+5.6	-0.8	+4.1	+59	+102	+129	+110	+16	+3.1	-5.4	+59	+3.6	-0.4	-0.3	+0.0	+3.1	+14
Acc	(63%)	(56%)	(85%)	(75%)	(73%)	(73%)	(74%)	(72%)	(69%)	(73%)	(45%)	(69%)	(66%)	(70%)	(67%)	(67%)	(66%)	(57%)
Perc	54	23	96	49	11	15	23	32	67	13	36	77	87	61	47	70	16	30

LOT 158 LANDFALL ASHLAND R504 PV

Soc Id: TFAR504

Born: 06/08/2020

Rego. Status: HBR

Index Values			
\$A	\$D	\$GN	\$GS
\$244	\$188	\$341	\$231

Genetic Status AMFU CAFU DDFU NHFU

Purchaser

Price

Traits observed: GL,CE,BWT,200WT,400WT,600WT,SC, Scan(EMA,Rib,Rump,IMF),DOC,Genomics

G A R DAYLIGHT #
 G A R EARLY BIRD #
 G A R PROGRESS 830 #
Sire: G A R ASHLAND PV
 B/R AMBUSH 28 #
 CHAIR ROCK AMBUSH 1018 #
 G A R YIELD GRADE N366 #
 TC ABERDEEN 759 SV
 LANDFALL HANK H68 PV
 LANDFALL POLLY F353 SV
Dam: LANDFALL ELSA N690 SV
 MILWILLAH GATSBY G279 PV
 LANDFALL ELSA K589 #
 LANDFALL ELSA C111 #

February 2022 TransTasman Angus Cattle Evaluation

EBV	CE-Dir	CE-Dtr	GL	BW	200	400	600	Mwt	Milk	SS	DC	CWT	EMA	Rib	Rump	RBY	IMF	DOC
	+4.7	+1.4	-7.4	+2.0	+52	+94	+124	+94	+20	+0.5	-1.6	+69	+8.3	-1.7	-2.3	+1.2	+3.6	-18
Acc	(60%)	(50%)	(84%)	(74%)	(72%)	(72%)	(73%)	(69%)	(65%)	(73%)	(39%)	(67%)	(65%)	(69%)	(66%)	(66%)	(65%)	(57%)
Perc	34	66	13	10	39	34	33	64	28	96	93	41	19	90	90	22	7	99

LOT 159 LANDFALL NEW GROUND R586 PV

Soc Id: TFAR586

Born: 09/08/2020

Rego. Status: APR

Index Values			
\$A	\$D	\$GN	\$GS
\$208	\$176	\$271	\$195

Genetic Status AMFU CAFU DDFU NHFU

Purchaser

Price

Traits observed: GL,CE,BWT,200WT,400WT,600WT,SC, Scan(EMA,Rib,Rump,IMF),DOC,Genomics

A A R TEN X 7008 S A SV
 V A R DISCOVERY 2240 PV
 DEER VALLEY RITA 0308 #
Sire: LANDFALL NEW GROUND N90 PV
 MATAURI REALITY 839 #
 LANDFALL ELSA L88 PV
 LANDFALL ELSA J139 #
 BOOROOMOOKA UNDERTAKEN Y145 PV
 RENNYLEA EDMUND E11 PV
 LAWSONS HENRY VIII Y5 SV
Dam: LANDFALL FUSHIA N762 SV
 LANDFALL INFINITY E1 PV
 LANDFALL FUSHIA G328 #
 LANDFALL E586 #

February 2022 TransTasman Angus Cattle Evaluation

EBV	CE-Dir	CE-Dtr	GL	BW	200	400	600	Mwt	Milk	SS	DC	CWT	EMA	Rib	Rump	RBY	IMF	DOC
	+2.4	-3.9	-5.0	+4.2	+54	+107	+138	+123	+17	+3.6	-4.6	+73	+9.1	+1.0	-1.5	+1.1	+2.5	+24
Acc	(59%)	(52%)	(84%)	(74%)	(72%)	(72%)	(73%)	(69%)	(63%)	(72%)	(43%)	(66%)	(65%)	(69%)	(66%)	(66%)	(65%)	(57%)
Perc	54	94	44	52	26	9	11	16	54	6	51	27	13	21	77	25	32	8

LOT 160 LANDFALL DISCOVERY R973 PV

Soc Id: TFAR973

Born: 01/09/2020

Rego. Status: APR

Index Values			
\$A	\$D	\$GN	\$GS
\$218	\$182	\$286	\$204

Genetic Status AMFU CAFU DDFU NHFU

Purchaser

Price

Traits observed: CE,BWT,200WT,400WT,600WT,SC, Scan(EMA,Rib,Rump,IMF),DOC,Genomics

A A R TEN X 7008 S A SV
 V A R DISCOVERY 2240 PV
 DEER VALLEY RITA 0308 #
Sire: LANDFALL DISCOVERY P59 SV
 CARABAR DOCKLANDS D62 PV
 LANDFALL ARCHER M1038 #
 LANDFALL ARCHER C300 SV
 BASIN FRANCHISE P142 #
 EF COMPLEMENT 8088 PV
 EF EVERELDA INTENSE 6117 #
Dam: LANDFALL GEISHA N1060 PV
 COONAMBLE ELEVATOR E11 PV
 LANDFALL GEISHA J635 #
 LANDFALL GEISHA F602 #

February 2022 TransTasman Angus Cattle Evaluation

EBV	CE-Dir	CE-Dtr	GL	BW	200	400	600	Mwt	Milk	SS	DC	CWT	EMA	Rib	Rump	RBY	IMF	DOC
	+6.6	+6.7	-4.7	+1.8	+56	+110	+145	+125	+25	+2.6	-1.7	+85	+7.6	-0.6	-1.3	+1.3	+1.7	+15
Acc	(56%)	(51%)	(69%)	(72%)	(70%)	(69%)	(71%)	(68%)	(63%)	(70%)	(42%)	(65%)	(63%)	(68%)	(64%)	(65%)	(63%)	(46%)
Perc	19	14	49	9	20	5	6	13	6	26	92	5	26	66	73	19	63	27

BREED AVERAGE 2020 DROP ANGUS	EBV	CE-Dir	CE-Dtr	GL	BWT	200	400	600	MWT	MILK	SS	DC	CWT	EMA	RIB	RUMP	RBY	IMF	DOC	\$A	\$D	\$GN	\$GS
		2.2	2.6	-4.7	4.1	50	89	117	101	17	2.1	-4.7	66	6.2	0.0	-0.4	0.5	2.1	7	\$195	\$160	\$256	\$178



LANDFALL ANGUS BULL SALE

LOT 161 LANDFALL DISCOVERY R1802 ^{PV}

Soc Id: TFAR1802
Born: 28/08/2020

Rego. Status: HBR

Purchaser

Traits observed: CE,BWT,200WT,400WT,600WT,SC, Scan(EMA,Rib,Rump,IMF),DOC,Genomics

Index Values			
\$A	\$D	\$GN	\$GS
\$227	\$188	\$289	\$213

Genetic Status AMFU CAFU DDFU NHFU
Price

A A R TEN X 7008 S A ^{SV}
V A R DISCOVERY 2240 ^{PV}
DEER VALLEY RITA 0308 [#]
Sire: LANDFALL DISCOVERY P59 ^{SV}
CARABAR DOCKLANDS D62 ^{PV}
LANDFALL ARCHER M1038 [#]
LANDFALL ARCHER C300 ^{SV}

LANDFALL COMMANDER C47 ^{SV}
LANDFALL FORCE F3 ^{SV}
LANDFALL ARCHER C311 ^{SV}
Dam: LANDFALL ALOHA N467 ^{SV}
L T 598 BANDO 9074 [#]
LANDFALL ALOHA H102 [#]
LANDFALL ALOHA F89 [#]

February 2022 TransTasman Angus Cattle Evaluation

EBV	CE-Dir	CE-Dtr	GL	BW	200	400	600	Mwt	Milk	SS	DC	CWT	EMA	Rib	Rump	RBY	IMF	DOC
	-0.6	+1.6	-8.2	+5.3	+62	+110	+148	+133	+20	+4.7	-5.9	+80	+8.3	+2.6	+1.0	+1.0	+1.6	+11
Acc	(55%)	(49%)	(69%)	(72%)	(70%)	(70%)	(71%)	(68%)	(63%)	(70%)	(40%)	(66%)	(63%)	(68%)	(64%)	(65%)	(63%)	(46%)
Perc	75	65	8	76	6	6	5	7	26	1	28	12	19	4	17	28	67	39

LOT 162 LANDFALL POISE R346 ^{PV}

Soc Id: TFAR346
Born: 30/07/2020

Rego. Status: APR

Purchaser

Traits observed: GL,CE,BWT,200WT,400WT,600WT,SC, Scan(EMA,Rib,Rump,IMF),DOC,Genomics

Index Values			
\$A	\$D	\$GN	\$GS
\$232	\$196	\$298	\$216

Genetic Status AMFU CAFU DDFU NHFU
Price

DEER VALLEY ALL IN ^{SV}
LANDFALL LEONARDO L24 ^{PV}
LANDFALL JOYLE J527 ^{SV}
Sire: LANDFALL LEONARDO P145 ^{SV}
PRIME JUGGERNAUT J15 ^{SV}
LANDFALL ELSA M243 [#]
LANDFALL ELSA J561 [#]

ARDROSSAN EQUATOR A241 ^{PV}
LANDFALL EQUATOR G517 ^{SV}
LANDFALL ARCHER D239 [#]
Dam: LANDFALL ELSA N1229 [#]
ARDROSSAN ADMIRAL A2 ^{PV}
LANDFALL ELSA F655 [#]
LANDFALL ELSA W236 [#]

February 2022 TransTasman Angus Cattle Evaluation

EBV	CE-Dir	CE-Dtr	GL	BW	200	400	600	Mwt	Milk	SS	DC	CWT	EMA	Rib	Rump	RBY	IMF	DOC
	+6.4	+0.6	-10.1	+3.4	+57	+113	+149	+124	+25	+1.9	-5.0	+88	+6.6	-0.8	-2.3	+1.4	+1.7	+0
Acc	(54%)	(48%)	(84%)	(73%)	(70%)	(70%)	(72%)	(68%)	(62%)	(69%)	(38%)	(65%)	(62%)	(68%)	(64%)	(65%)	(63%)	(48%)
Perc	20	73	2	33	15	4	4	14	5	54	44	3	41	72	90	16	63	73

LOT 163 LANDFALL NEW GROUND R490 ^{PV}

Soc Id: TFAR490
Born: 05/08/2020

Rego. Status: HBR

Purchaser

Traits observed: GL,CE,BWT,200WT,400WT,600WT,SC, Scan(EMA,Rib,Rump,IMF),DOC,Genomics

Index Values			
\$A	\$D	\$GN	\$GS
\$206	\$165	\$278	\$198

Genetic Status AMFU CAFU DDFU NHFU
Price

A A R TEN X 7008 S A ^{SV}
V A R DISCOVERY 2240 ^{PV}
DEER VALLEY RITA 0308 [#]
Sire: LANDFALL NEW GROUND N90 ^{PV}
MATAURI REALITY 839 [#]
LANDFALL ELSA L88 ^{PV}
LANDFALL ELSA J139 [#]

BOOROOMOOKA UNDERTAKEN Y145 ^{PV}
RENNYLEA EDMUND E11 ^{PV}
LAWSONS HENRY VIII Y5 ^{SV}
Dam: LANDFALL ANGUISH N10 ^{SV}
LANDFALL JAGGER J7 [#]
LANDFALL ANGUISH L37 [#]
LANDFALL ANGUISH J340 J341 [#]

February 2022 TransTasman Angus Cattle Evaluation

EBV	CE-Dir	CE-Dtr	GL	BW	200	400	600	Mwt	Milk	SS	DC	CWT	EMA	Rib	Rump	RBY	IMF	DOC
	+7.7	+4.7	-8.6	+2.4	+48	+97	+128	+117	+19	+5.8	-6.0	+74	+7.4	+1.9	-1.1	+0.0	+3.8	+5
Acc	(59%)	(51%)	(85%)	(74%)	(72%)	(72%)	(73%)	(69%)	(63%)	(73%)	(43%)	(66%)	(65%)	(69%)	(66%)	(66%)	(65%)	(56%)
Perc	12	32	6	15	62	26	26	22	34	1	27	26	29	8	68	70	5	56

LOT 164 LANDFALL NEW GROUND R336 ^{PV}

Soc Id: TFAR336
Born: 30/07/2020

Rego. Status: HBR

Purchaser

Traits observed: GL,CE,BWT,200WT,400WT,600WT,SC, Scan(EMA,Rib,Rump,IMF),DOC,Genomics

Index Values			
\$A	\$D	\$GN	\$GS
\$191	\$153	\$255	\$176

Genetic Status AMFU CAFU DDFU NHFU
Price

A A R TEN X 7008 S A ^{SV}
V A R DISCOVERY 2240 ^{PV}
DEER VALLEY RITA 0308 [#]
Sire: LANDFALL NEW GROUND N90 ^{PV}
MATAURI REALITY 839 [#]
LANDFALL ELSA L88 ^{PV}
LANDFALL ELSA J139 [#]

KROUPALS B&B IDENTITY ^{SV}
MUSGRAVE AVIATOR ^{SV}
MCATL FOREVER LADY 1429-138 [#]
Dam: LANDFALL ARCHER P482 ^{PV}
CARABAR DOCKLANDS D62 ^{PV}
LANDFALL ARCHER J118 ^{SV}
LANDFALL G589 [#]

February 2022 TransTasman Angus Cattle Evaluation

EBV	CE-Dir	CE-Dtr	GL	BW	200	400	600	Mwt	Milk	SS	DC	CWT	EMA	Rib	Rump	RBY	IMF	DOC
	-2.6	-3.6	-2.7	+5.3	+60	+102	+137	+137	+14	+4.6	-5.6	+75	+3.6	+1.3	+0.7	+0.0	+2.1	+17
Acc	(59%)	(50%)	(85%)	(75%)	(73%)	(73%)	(74%)	(70%)	(64%)	(73%)	(41%)	(67%)	(66%)	(70%)	(67%)	(67%)	(66%)	(57%)
Perc	85	94	81	76	8	16	13	6	76	1	33	22	87	16	22	70	47	21

BREED AVERAGE 2020 DROP ANGUS																						
EBV	CE-Dir	CE-Dtr	GL	BWT	200	400	600	MWT	MILK	SS	DC	CWT	EMA	RIB	RUMP	RBY	IMF	DOC	\$A	\$D	\$GN	\$GS
	2.2	2.6	-4.7	4.1	50	89	117	101	17	2.1	-4.7	66	6.2	0.0	-0.4	0.5	2.1	7	\$195	\$160	\$256	\$178



LANDFALL ANGUS BULL SALE

LOT 165 LANDFALL NEW GROUND R207 ^{SV}

Soc Id: TFAR207
Born: 23/07/2020

Rego. Status: HBR

Purchaser

Traits observed: GL,CE,BWT,200WT,400WT,600WT,SC, Scan(EMA,Rib,Rump,IMF),DOC,Genomics

Index Values			
\$A	\$D	\$GN	\$GS
\$194	\$165	\$255	\$179

Genetic Status AMFU CAFU DDFU NHFU
Price

A A R TEN X 7008 S A ^{SV}
V A R DISCOVERY 2240 ^{PV}
DEER VALLEY RITA 0308 ^F
Sire: LANDFALL NEW GROUND N90 ^{PV}
MATAURI REALITY 839 ^F
LANDFALL ELSA L88 ^{PV}
LANDFALL ELSA J139 ^F
WERNER WAR PARTY 2417 ^F
LANDFALL WAR PARTY M667 ^{SV}
LANDFALL LORETTA J677 ^{SV}
Dam: LANDFALL FEARLESS P538 ^{PV}
EF COMPLEMENT 8088 ^{PV}
LANDFALL COMPLEMENT M674 ^{PV}
LANDFALL FEARLESS H34 ^{SV}

February 2022 TransTasman Angus Cattle Evaluation

EBV	CE-Dir	CE-Dtr	GL	BW	200	400	600	Mwt	Milk	SS	DC	CWT	EMA	Rib	Rump	RBY	IMF	DOC
	+5.4	+2.4	-5.5	+3.3	+55	+99	+128	+135	+14	+3.8	-3.3	+74	+9.8	-0.8	-2.2	+2.0	+2.0	+30
Acc	(57%)	(48%)	(84%)	(73%)	(71%)	(71%)	(72%)	(68%)	(61%)	(72%)	(39%)	(65%)	(64%)	(68%)	(65%)	(65%)	(64%)	(54%)
Perc	28	57	36	31	23	21	25	7	76	4	74	24	9	72	89	6	51	3

LOT 166 LANDFALL MOJO R655 ^{PV}

Soc Id: TFAR655
Born: 10/08/2020

Rego. Status: APR

Purchaser

Traits observed: CE,BWT,200WT,400WT,600WT,SC, Scan(EMA,Rib,Rump,IMF),DOC,Genomics

Index Values			
\$A	\$D	\$GN	\$GS
\$253	\$210	\$329	\$242

Genetic Status AMFU CAFU DDFU NHFU
Price

AYRVALE BARTEL E7 ^{PV}
LANDFALL MOJO M45 ^{SV}
LANDFALL ELSA K696 ^F
Sire: LANDFALL MOJO P131 ^{SV}
DEER VALLEY ALL IN ^{SV}
LANDFALL FLAMBOYANT M103 ^F
LANDFALL FLAMBOYANT K675 ^F
A A R TEN X 7008 S A ^{SV}
V A R FOREMAN 3339 ^{PV}
SANDPOINT BLACKBIRD 8809 ^F
Dam: LANDFALL ELINE P829 ^{PV}
RENNYLEA EDMUND E11 ^{PV}
LANDFALL ELINE K57 ^{SV}
LANDFALL ELINE H44 ^F

February 2022 TransTasman Angus Cattle Evaluation

EBV	CE-Dir	CE-Dtr	GL	BW	200	400	600	Mwt	Milk	SS	DC	CWT	EMA	Rib	Rump	RBY	IMF	DOC
	-0.4	+5.7	-8.4	+4.3	+57	+107	+139	+108	+19	+3.4	-5.5	+80	+10.3	+0.3	-0.3	+1.3	+2.7	-5
Acc	(55%)	(49%)	(68%)	(71%)	(69%)	(68%)	(70%)	(67%)	(61%)	(69%)	(38%)	(64%)	(61%)	(67%)	(63%)	(64%)	(62%)	(48%)
Perc	74	22	7	54	17	8	10	37	32	8	35	11	7	39	47	19	26	86

LOT 167 LANDFALL NEW GROUND R224 ^{PV}

Soc Id: TFAR224
Born: 24/07/2020

Rego. Status: HBR

Purchaser

Traits observed: GL,CE,BWT,200WT,400WT,600WT,SC, Scan(EMA,Rib,Rump,IMF),DOC,Genomics

Index Values			
\$A	\$D	\$GN	\$GS
\$208	\$158	\$298	\$198

Genetic Status AMFU CAFU DDFU NHFU
Price

A A R TEN X 7008 S A ^{SV}
V A R DISCOVERY 2240 ^{PV}
DEER VALLEY RITA 0308 ^F
Sire: LANDFALL NEW GROUND N90 ^{PV}
MATAURI REALITY 839 ^F
LANDFALL ELSA L88 ^{PV}
LANDFALL ELSA J139 ^F
AYRVALE BARTEL E7 ^{PV}
LANDFALL MOJO M45 ^{SV}
LANDFALL ELSA K696 ^F
Dam: LANDFALL DAME P158 ^{PV}
LANDFALL ABSOLUTE K70 ^{SV}
LANDFALL DAME M313 ^{SV}
LANDFALL DAME K167 ^F

February 2022 TransTasman Angus Cattle Evaluation

EBV	CE-Dir	CE-Dtr	GL	BW	200	400	600	Mwt	Milk	SS	DC	CWT	EMA	Rib	Rump	RBY	IMF	DOC
	+2.5	+3.2	-5.9	+4.8	+59	+112	+150	+148	+20	+4.0	-3.0	+86	+7.6	+1.5	+0.6	-0.8	+4.3	+14
Acc	(58%)	(49%)	(85%)	(74%)	(72%)	(72%)	(73%)	(69%)	(63%)	(72%)	(40%)	(66%)	(65%)	(69%)	(66%)	(66%)	(65%)	(56%)
Perc	53	49	30	66	11	4	4	3	28	3	79	5	26	13	24	91	2	29

LOT 168 LANDFALL NEW GROUND R77 ^{PV}

Soc Id: TFAR77
Born: 18/07/2020

Rego. Status: HBR

Purchaser

Traits observed: GL,CE,BWT,200WT,400WT,600WT,SC, Scan(EMA,Rib,Rump,IMF),DOC,Genomics

Index Values			
\$A	\$D	\$GN	\$GS
\$230	\$191	\$293	\$220

Genetic Status AMFU CAFU DDFU NHFU
Price

A A R TEN X 7008 S A ^{SV}
V A R DISCOVERY 2240 ^{PV}
DEER VALLEY RITA 0308 ^F
Sire: LANDFALL NEW GROUND N90 ^{PV}
MATAURI REALITY 839 ^F
LANDFALL ELSA L88 ^{PV}
LANDFALL ELSA J139 ^F
TE MANIA BARTEL B219 ^{PV}
AYRVALE BARTEL E7 ^{PV}
EAGLEHAWK JEDDA B32 ^{SV}
Dam: LANDFALL DAINTY P388 ^{PV}
LANDFALL HANK H68 ^{PV}
LANDFALL DAINTY L34 ^{SV}
LANDFALL DAINTY J168 ^F

February 2022 TransTasman Angus Cattle Evaluation

EBV	CE-Dir	CE-Dtr	GL	BW	200	400	600	Mwt	Milk	SS	DC	CWT	EMA	Rib	Rump	RBY	IMF	DOC
	+8.1	+3.1	-7.9	+1.5	+45	+89	+114	+85	+27	+4.8	-8.2	+61	+9.1	+2.4	+2.4	+0.0	+2.6	+9
Acc	(59%)	(52%)	(84%)	(74%)	(72%)	(71%)	(73%)	(68%)	(62%)	(72%)	(43%)	(66%)	(65%)	(69%)	(66%)	(66%)	(65%)	(59%)
Perc	10	50	9	7	74	53	55	78	2	1	6	69	13	4	4	70	29	45

BREED AVERAGE 2020 DROP ANGUS	EBV	CE-Dir	CE-Dtr	GL	BWT	200	400	600	MWT	MILK	SS	DC	CWT	EMA	RIB	RUMP	RBY	IMF	DOC	\$A	\$D	\$GN	\$GS
		2.2	2.6	-4.7	4.1	50	89	117	101	17	2.1	-4.7	66	6.2	0.0	-0.4	0.5	2.1	7	\$195	\$160	\$256	\$178



LANDFALL ANGUS BULL SALE

LOT 169 LANDFALL NEW GROUND R589 ^{PV}

Soc Id: TFAR589
Born: 10/08/2020

Rego. Status: APR

Purchaser

Traits observed: GL,CE,BWT,200WT,400WT,600WT,SC, Scan(EMA,Rib,Rump,IMF),DOC,Genomics

Index Values			
\$A	\$D	\$GN	\$GS
\$228	\$207	\$291	\$211

Genetic Status AMFU CAFU DDFU NHFU
Price

A A R TEN X 7008 S A ^{SV}
V A R DISCOVERY 2240 ^{PV}
DEER VALLEY RITA 0308 [#]
Sire: LANDFALL NEW GROUND N90 ^{PV}
MATAURI REALITY 839 [#]
LANDFALL ELSA L88 ^{PV}
LANDFALL ELSA J139 [#]
SITZ RLS UNDERTAKER 11582 [#]
LANDFALL UNDERTAKER L111 ^{SV}
LANDFALL ANGUISH J848 [#]
Dam: LANDFALL GEISHA N1152 ^{PV}
LANDFALL UPSHOT H98 ^{SV}
LANDFALL GEISHA K851 ^{SV}
LANDFALL GEISHA G117 [#]

February 2022 TransTasman Angus Cattle Evaluation

EBV	CE-Dir	CE-Dtr	GL	BW	200	400	600	Mwt	Milk	SS	DC	CWT	EMA	Rib	Rump	RBY	IMF	DOC
	-2.9	-5.7	-3.4	+5.9	+61	+108	+128	+111	+18	+4.7	-5.1	+78	+12.0	+1.2	-0.1	+2.4	+1.5	+17
Acc	(58%)	(49%)	(85%)	(75%)	(73%)	(73%)	(74%)	(70%)	(64%)	(73%)	(40%)	(67%)	(66%)	(70%)	(67%)	(67%)	(66%)	(52%)
Perc	86	97	71	86	7	8	25	31	46	1	42	14	2	17	41	3	71	21

LOT 170 LANDFALL DUSTY R698 ^{SV} (ET)

Soc Id: TFAR698
Born: 11/08/2020

Rego. Status: HBR

Purchaser

Traits observed:

Index Values			
\$A	\$D	\$GN	\$GS
-	-	-	-

Genetic Status AMFU CAFU DDFU NHFU
Price

C R A BEXTOR 872 5205 608 [#]
G A R PROPHET ^{SV}
G A R OBJECTIVE 1885 [#]
Sire: CLUNES CROSSING DUSTY M13 ^{PV}
TE MANIA BERKLEY B1 ^{PV}
CLUNES CROSSING GLORIOUS G1 ^{SV}
TE MANIA LOWAN A1 [#]
BOOROOMOOKA UNDERTAKER Y145 ^{PV}
RENNYLEA EDMUND E11 ^{PV}
LAWSON'S HENRY VIII Y5 ^{SV}
Dam: LANDFALL ARCHER L9 [#]
K C F BENNETT ABSOLUTE [#]
LANDFALL ARCHER J30 [#]
LANDFALL ARCHER G286 [#]

EBV's Available Soon

EBV	CE-Dir	CE-Dtr	GL	BW	200	400	600	Mwt	Milk	SS	DC	CWT	EMA	Rib	Rump	RBY	IMF	DOC
	-	-	-	-	-	-	-	-	-	-	-	-	-	-	-	-	-	-
Acc	(-)	(-)	(-)	(-)	(-)	(-)	(-)	(-)	(-)	(-)	(-)	(-)	(-)	(-)	(-)	(-)	(-)	(-)
Perc	-	-	-	-	-	-	-	-	-	-	-	-	-	-	-	-	-	-

LOT 171 LANDFALL MOMENTOUS R607 ^{PV} (ET)

Soc Id: TFAR607
Born: 08/08/2020

Rego. Status: HBR

Purchaser

Traits observed: BWT,200WT,400WT,600WT,SC, Scan(EMA,Rib,Rump,IMF),DOC,Genomics

Index Values			
\$A	\$D	\$GN	\$GS
\$239	\$197	\$326	\$223

Genetic Status AMFU CAFU DDFU NHFU
Price

G A R PROGRESS ^{SV}
G A R MOMENTUM ^{PV}
G A R BIG EYE 1770 [#]
Sire: LAWSON'S MOMENTOUS M518 ^{PV}
TE MANIA AFRICA A217 ^{PV}
LAWSON'S AFRICA H229 ^{SV}
LAWSON'S ROCKND AMBUSH E1103 ^{PV}
TE MANIA BARTEL B219 ^{PV}
AYRVALE BARTEL E7 ^{PV}
EAGLEHAWK JEDDA B32 ^{SV}
Dam: LANDFALL ANGUISH N12 ^{SV}
SITZ RLS UNDERTAKER 11582 [#]
LANDFALL ANGUISH L116 [#]
LANDFALL ANGUISH J931 [#]

February 2022 TransTasman Angus Cattle Evaluation

EBV	CE-Dir	CE-Dtr	GL	BW	200	400	600	Mwt	Milk	SS	DC	CWT	EMA	Rib	Rump	RBY	IMF	DOC
	-5.8	-2.8	-5.2	+5.8	+63	+104	+131	+109	+24	+4.0	-5.3	+78	+12.3	-2.5	-3.4	+2.4	+2.8	+13
Acc	(63%)	(57%)	(73%)	(74%)	(73%)	(73%)	(73%)	(70%)	(66%)	(72%)	(46%)	(69%)	(67%)	(71%)	(68%)	(68%)	(67%)	(58%)
Perc	94	91	41	84	5	13	21	35	8	3	38	14	2	97	98	3	23	32

LOT 172 LANDFALL NOBLEMAN R267 ^{PV}

Soc Id: TFAR267
Born: 24/07/2020

Rego. Status: HBR

Purchaser

Traits observed: GL,CE,BWT,200WT,400WT,600WT,SC, Scan(EMA,Rib,Rump,IMF),DOC,Genomics

Index Values			
\$A	\$D	\$GN	\$GS
\$239	\$199	\$316	\$225

Genetic Status AMFU CAFU DDFU NHFU
Price

RENNYLEA EDMUND E11 ^{PV}
LANDFALL KEYSTONE K132 ^{PV}
LANDFALL ARCHER H807 ^{SV}
Sire: LANDFALL NOBLEMAN N106 ^{SV}
LANDFALL HANK H68 ^{PV}
LANDFALL ARCHER L118 ^{SV}
LANDFALL ARCHER J831 [#]
BASIN FRANCHISE P142 [#]
EF COMPLEMENT 8088 ^{PV}
EF EVERELDA ENTENSE 6117 [#]
Dam: LANDFALL ANGUISH P663 ^{SV}
PRIME JUGGERNAUT J15 ^{SV}
LANDFALL ANGUISH L883 [#]
LANDFALL ANGUISH G434 [#]

February 2022 TransTasman Angus Cattle Evaluation

EBV	CE-Dir	CE-Dtr	GL	BW	200	400	600	Mwt	Milk	SS	DC	CWT	EMA	Rib	Rump	RBY	IMF	DOC
	+4.0	+3.4	-7.1	+3.5	+57	+110	+141	+121	+27	+2.1	-6.3	+83	+9.6	+0.6	+0.3	+0.2	+2.7	-23
Acc	(57%)	(49%)	(84%)	(73%)	(70%)	(70%)	(71%)	(67%)	(61%)	(71%)	(40%)	(64%)	(62%)	(67%)	(64%)	(63%)	(62%)	(56%)
Perc	40	46	16	35	15	6	9	17	2	45	22	7	10	31	31	62	26	99

BREED AVERAGE 2020 DROP ANGUS		CE-Dir	CE-Dtr	GL	BWT	200	400	600	MWT	MILK	SS	DC	CWT	EMA	RIB	RUMP	RBY	IMF	DOC	\$A	\$D	\$GN	\$GS
EBV		2.2	2.6	-4.7	4.1	50	89	117	101	17	2.1	-4.7	66	6.2	0.0	-0.4	0.5	2.1	7	\$195	\$160	\$256	\$178



LANDFALL ANGUS BULL SALE

LOT 173 LANDFALL R1981

Soc Id: TFAR1981
Born: 14/09/2020

Rego. Status: APR

Purchaser

Traits observed: BWT,400WT(x2),SC,Scan(EMA,Rib,Rump,IMF)

Index Values			
\$A	\$D	\$GN	\$GS
\$194	\$158	\$254	\$176

Genetic Status AM6% CA6% DD6% NH6%

Price

Sire: UNKNOWN
(DETAILS AVAILABLE SALE DAY)

RENNYLEA EDMUND E11^{PV}
LANDFALL KEYSTONE K132^{PV}
LANDFALL ARCHER H807^{SV}
Dam: LANDFALL ELSA N195^{PV}
LANDFALL WESTWARD J48^{SV}
LANDFALL ELSA L454^{SV}
LANDFALL ELSA J1041^F

February 2022 TransTasman Angus Cattle Evaluation

EBV	CE-Dir	CE-Dtr	GL	BW	200	400	600	Mwt	Milk	SS	DC	CWT	EMA	Rib	Rump	RBY	IMF	DOC
	-1.6	+1.4	-4.5	+5.5	+58	+106	+144	+129	+22	+2.3	-	+82	+5.2	-0.3	-1.3	+0.9	+1.7	+3
Acc	(40%)	(33%)	(49%)	(64%)	(51%)	(52%)	(50%)	(46%)	(41%)	(41%)	(-)	(43%)	(40%)	(46%)	(42%)	(43%)	(41%)	(27%)
Perc	80	66	53	80	12	10	6	10	15	37	-	9	65	57	73	32	63	66

LOT 174 LANDFALL BEAST MODE R515^{PV} (ET)

Soc Id: TFAR515
Born: 06/08/2020

Rego. Status: HBR

Purchaser

Traits observed: BWT,200WT,400WT,600WT,SC, Scan(EMA,Rib,Rump,IMF),DOC,Genomics

Index Values			
\$A	\$D	\$GN	\$GS
\$265	\$219	\$365	\$248

Genetic Status AMFU CAFU DDFU NHFU

Price

C R A BEXTOR 872 5205 608^F
G A R PROPHET^{SV}
G A R OBJECTIVE 1885^F
Sire: BALDRIDGE BEAST MODE B074^{PV}
STYLES UPGRADE J59^F
BALDRIDGE ISABEL Y69^F
BALDRIDGE ISABEL T935^F
BOOROOMOOKA UNDERTAKEN Y145^{PV}
RENNYLEA EDMUND E11^{PV}
LAWSONS HENRY VIII Y5^{SV}
Dam: LANDFALL DAINTY L181^{SV}
COONAMBLE ELEVATOR E11^{PV}
LANDFALL DAINTY J693^F
LANDFALL DAINTY Y105^F

February 2022 TransTasman Angus Cattle Evaluation

EBV	CE-Dir	CE-Dtr	GL	BW	200	400	600	Mwt	Milk	SS	DC	CWT	EMA	Rib	Rump	RBY	IMF	DOC
	+5.9	+3.8	-5.8	+4.9	+71	+124	+156	+131	+13	+3.6	-7.3	+82	-1.7	+0.2	-0.2	-2.0	+3.4	+33
Acc	(63%)	(55%)	(72%)	(75%)	(73%)	(73%)	(74%)	(70%)	(65%)	(72%)	(44%)	(68%)	(66%)	(69%)	(66%)	(66%)	(65%)	(62%)
Perc	24	42	31	68	1	1	2	9	88	6	11	8	99	42	44	99	10	2

LOT 175 LANDFALL NEW GROUND R516^{PV}

Soc Id: TFAR516
Born: 06/08/2020

Rego. Status: APR

Purchaser

Traits observed: GL,CE,BWT,200WT,400WT,600WT,SC, Scan(EMA,Rib,Rump,IMF),DOC,Genomics

Index Values			
\$A	\$D	\$GN	\$GS
\$187	\$157	\$250	\$173

Genetic Status AMFU CAFU DDFU NHFU

Price

A A R TEN X 7008 S A^{SV}
V A R DISCOVERY 2240^{PV}
DEER VALLEY RITA 0308^F
Sire: LANDFALL NEW GROUND N90^{PV}
MATAURI REALITY 839^F
LANDFALL ELSA L88^{PV}
LANDFALL ELSA J139^F
TC ABERDEEN 759^{SV}
LANDFALL HANK H68^{PV}
LANDFALL POLLY F353^{SV}
Dam: LANDFALL FLAMBOYANT N1266^{SV}
LANDFALL WEIGHT LIFTER Y212^F
LANDFALL FLAMBOYANT B521^F
LANDFALL FLAMBOYANT S322^F

February 2022 TransTasman Angus Cattle Evaluation

EBV	CE-Dir	CE-Dtr	GL	BW	200	400	600	Mwt	Milk	SS	DC	CWT	EMA	Rib	Rump	RBY	IMF	DOC
	+1.1	-3.4	-5.2	+5.0	+51	+94	+119	+118	+17	+4.4	-5.1	+65	+7.4	+0.9	+0.9	+0.5	+2.8	+18
Acc	(58%)	(50%)	(84%)	(74%)	(73%)	(72%)	(73%)	(69%)	(64%)	(73%)	(41%)	(66%)	(65%)	(70%)	(66%)	(66%)	(65%)	(55%)
Perc	64	93	41	70	45	36	45	20	56	2	42	56	29	23	19	49	23	18

LOT 176 LANDFALL ASHLAND R1682^{PV} (ET)

Soc Id: TFAR1682
Born: 16/08/2020

Rego. Status: HBR

Purchaser

Traits observed: BWT,200WT,400WT,600WT,SC, Scan(EMA,Rib,Rump,IMF),DOC,Genomics

Index Values			
\$A	\$D	\$GN	\$GS
\$229	\$192	\$306	\$216

Genetic Status AMFU CAFU DDFU NHFU

Price

G A R DAYLIGHT^F
G A R EARLY BIRD^F
G A R PROGRESS 830^F
Sire: G A R ASHLAND^{PV}
B/R AMBUSH 28^F
CHAIR ROCK AMBUSH 1018^F
G A R YIELD GRADE N366^F
A A R TEN X 7008 S A^{SV}
V A R DISCOVERY 2240^{PV}
DEER VALLEY RITA 0308^F
Dam: LANDFALL ARCHER N829^{SV}
LANDFALL DIRECTION C23^{PV}
LANDFALL ARCHER E179^F
LANDFALL ARCHER A296^F

February 2022 TransTasman Angus Cattle Evaluation

EBV	CE-Dir	CE-Dtr	GL	BW	200	400	600	Mwt	Milk	SS	DC	CWT	EMA	Rib	Rump	RBY	IMF	DOC
	+4.0	+8.9	-3.9	+2.7	+56	+111	+144	+133	+20	+1.9	-3.4	+77	+10.0	-2.0	-2.7	+1.7	+2.9	-6
Acc	(61%)	(50%)	(73%)	(74%)	(73%)	(73%)	(74%)	(70%)	(66%)	(72%)	(40%)	(68%)	(66%)	(70%)	(67%)	(67%)	(66%)	(59%)
Perc	40	3	63	19	18	4	6	8	31	54	73	16	8	93	94	10	21	87

BREED AVERAGE 2020 DROP ANGUS		CE-Dir	CE-Dtr	GL	BWT	200	400	600	MWT	MILK	SS	DC	CWT	EMA	RIB	RUMP	RBY	IMF	DOC	\$A	\$D	\$GN	\$GS
EBV		2.2	2.6	-4.7	4.1	50	89	117	101	17	2.1	-4.7	66	6.2	0.0	-0.4	0.5	2.1	7	\$195	\$160	\$256	\$178



LANDFALL ANGUS BULL SALE

LOT 177 LANDFALL DISCOVERY R199 ^{PV}

Soc Id: TFAR199
Born: 24/07/2020

Rego. Status: APR

Purchaser

Traits observed: GL,CE,BWT,200WT,400WT,600WT,SC, Scan(EMA,Rib,Rump,IMF),DOC,Genomics

Index Values			
\$A	\$D	\$GN	\$GS
\$183	\$162	\$247	\$168

Genetic Status AMFU CAFU DDFU NHFU
Price

A A R TEN X 7008 S A ^{SV}
V A R DISCOVERY 2240 ^{PV}
DEER VALLEY RITA 0308 [#]
Sire: LANDFALL DISCOVERY N180 ^{SV}
MATAURI REALITY 839 [#]
LANDFALL ARISTOCRAT L50 [#]
LANDFALL ARISTOCRAT J1091 [#]
BOOROOMOOKA UNDERTAKEN Y145 ^{PV}
RENNYLEA EDMUND E11 ^{PV}
LAWSON'S HENRY VIII Y5 ^{SV}
Dam: LANDFALL FEARLESS K37 ^{PV}
SITZ UPWARD 307R ^{SV}
LANDFALL FEARLESS H34 ^{SV}
LANDFALL FEARLESS D58 ^{SV}

February 2022 TransTasman Angus Cattle Evaluation

EBV	CE-Dir	CE-Dtr	GL	BW	200	400	600	Mwt	Milk	SS	DC	CWT	EMA	Rib	Rump	RBY	IMF	DOC
	+0.0	-1.3	-5.3	+4.1	+55	+105	+129	+141	+15	+5.0	-6.3	+72	+5.0	-1.0	-2.3	+1.1	+2.8	+18
Acc	(55%)	(50%)	(83%)	(71%)	(69%)	(69%)	(70%)	(67%)	(61%)	(69%)	(41%)	(64%)	(61%)	(67%)	(63%)	(64%)	(62%)	(47%)
Perc	71	85	39	49	22	11	23	4	75	1	22	32	68	77	90	25	23	19

LOT 178 LANDFALL BARTEL R722 ^{PV}

Soc Id: TFAR722
Born: 11/08/2020

Rego. Status: APR

Purchaser

Traits observed: CE,BWT,200WT,400WT,600WT,SC, Scan(EMA,Rib,Rump,IMF),DOC,Genomics

Index Values			
\$A	\$D	\$GN	\$GS
\$220	\$191	\$282	\$206

Genetic Status AMFU CAFU DDFU NHFU
Price

TE MANIA BARTEL B219 ^{PV}
AYRVALE BARTEL E7 ^{PV}
EAGLEHAWK JEDDA B32 ^{SV}
Sire: LANDFALL BARTEL P399 ^{PV}
RENNYLEA EDMUND E11 ^{PV}
LANDFALL ANGUISH L18 ^{SV}
LANDFALL ANGUISH J356 [#]
RENNYLEA EDMUND E11 ^{PV}
LANDFALL KEYSTONE K132 ^{PV}
LANDFALL ARCHER H807 ^{SV}
Dam: LANDFALL FUSHIA P819 ^{SV}
TE MANIA INFINITY 04 379 AB [#]
LANDFALL FUSHIA K520 [#]
LANDFALL FUSHIA D643 [#]

February 2022 TransTasman Angus Cattle Evaluation

EBV	CE-Dir	CE-Dtr	GL	BW	200	400	600	Mwt	Milk	SS	DC	CWT	EMA	Rib	Rump	RBY	IMF	DOC
	+4.0	+6.8	-5.8	+5.3	+56	+108	+139	+129	+17	+3.9	-7.8	+89	+6.5	-0.7	-0.9	+0.5	+2.6	-15
Acc	(56%)	(52%)	(69%)	(70%)	(69%)	(68%)	(70%)	(67%)	(63%)	(69%)	(43%)	(66%)	(63%)	(68%)	(64%)	(66%)	(63%)	(46%)
Perc	40	13	31	76	19	7	11	10	56	4	8	3	42	69	63	49	29	98

LOT 179 LANDFALL ASHLAND R197 ^{PV}

Soc Id: TFAR197
Born: 23/07/2020

Rego. Status: APR

Purchaser

Traits observed: GL,CE,BWT,200WT,400WT,600WT,SC, Scan(EMA,Rib,Rump,IMF),DOC,Genomics

Index Values			
\$A	\$D	\$GN	\$GS
\$243	\$202	\$321	\$224

Genetic Status AMFU CAFU DDFU NHFU
Price

G A R DAYLIGHT [#]
G A R EARLY BIRD [#]
G A R PROGRESS 830 [#]
Sire: G A R ASHLAND ^{PV}
B/R AMBUSH 28 [#]
CHAIR ROCK AMBUSH 1018 [#]
G A R YIELD GRADE N366 [#]
TE MANIA BARTEL B219 ^{PV}
AYRVALE BARTEL E7 ^{PV}
EAGLEHAWK JEDDA B32 ^{SV}
Dam: LANDFALL ARISTOCRAT P86 ^{SV}
SITZ UPWARD 307R ^{SV}
LANDFALL ARISTOCRAT M125 [#]
LANDFALL ARISTOCRAT H374 [#]

February 2022 TransTasman Angus Cattle Evaluation

EBV	CE-Dir	CE-Dtr	GL	BW	200	400	600	Mwt	Milk	SS	DC	CWT	EMA	Rib	Rump	RBY	IMF	DOC
	+2.4	+5.8	-7.0	+5.0	+67	+114	+151	+131	+21	+2.8	-3.1	+92	+7.0	-2.4	-3.5	+2.2	+1.7	-3
Acc	(61%)	(52%)	(84%)	(73%)	(72%)	(71%)	(72%)	(69%)	(65%)	(72%)	(42%)	(67%)	(66%)	(70%)	(66%)	(67%)	(66%)	(58%)
Perc	54	21	17	70	2	3	3	9	23	20	77	2	34	97	98	4	63	82

LOT 180 LANDFALL BARTEL R616 ^{PV}

Soc Id: TFAR616
Born: 09/08/2020

Rego. Status: APR

Purchaser

Traits observed: CE,BWT,200WT,400WT,600WT,SC, Scan(EMA,Rib,Rump,IMF),DOC,Genomics

Index Values			
\$A	\$D	\$GN	\$GS
\$263	\$226	\$333	\$248

Genetic Status AMFU CAFU DDFU NHFU
Price

TE MANIA BARTEL B219 ^{PV}
AYRVALE BARTEL E7 ^{PV}
EAGLEHAWK JEDDA B32 ^{SV}
Sire: LANDFALL BARTEL P84 ^{PV}
LANDFALL EDMUND K74 ^{SV}
LANDFALL DAINTY M317 ^{PV}
LANDFALL DAINTY K877 ^{SV}
RENNYLEA EDMUND E11 ^{PV}
LANDFALL KEYSTONE K132 ^{PV}
LANDFALL ARCHER H807 ^{SV}
Dam: LANDFALL ARISTOCRAT P269 ^{PV}
DEER VALLEY ALL IN ^{SV}
LANDFALL ARITOCRAT L48 ^{SV}
LANDFALL ARISTOCRAT J790 [#]

February 2022 TransTasman Angus Cattle Evaluation

EBV	CE-Dir	CE-Dtr	GL	BW	200	400	600	Mwt	Milk	SS	DC	CWT	EMA	Rib	Rump	RBY	IMF	DOC
	+8.6	+8.8	-11.9	+1.5	+60	+117	+154	+116	+30	+2.1	-5.3	+94	+7.3	-1.8	-2.9	+2.2	+1.1	-4
Acc	(55%)	(50%)	(67%)	(70%)	(68%)	(68%)	(70%)	(66%)	(61%)	(69%)	(39%)	(64%)	(60%)	(66%)	(62%)	(63%)	(61%)	(45%)
Perc	7	3	1	7	8	2	2	24	1	45	38	1	30	91	95	4	84	83

BREED AVERAGE 2020 DROP ANGUS	EBV	CE-Dir	CE-Dtr	GL	BWT	200	400	600	MWT	MILK	SS	DC	CWT	EMA	RIB	RUMP	RBY	IMF	DOC	\$A	\$D	\$GN	\$GS
		2.2	2.6	-4.7	4.1	50	89	117	101	17	2.1	-4.7	66	6.2	0.0	-0.4	0.5	2.1	7	\$195	\$160	\$256	\$178



LANDFALL ANGUS BULL SALE

LOT 181 LANDFALL KEYSTONE R1857 ^{SV}

Soc Id: TFAR1857

Born: 31/08/2020

Rego. Status: HBR

Purchaser

Traits observed: CE,BWT,200WT,400WT,600WT,SC, Scan(EMA,Rib,Rump,IMF),DOC,Genomics

Index Values			
\$A	\$D	\$GN	\$GS
\$139	\$108	\$183	\$119

Genetic Status AMFU CAFU DDFU NHFU
Price

RENNYLEA EDMUND E11 ^{PV}
LANDFALL KEYSTONE K132 ^{PV}
LANDFALL ARCHER H807 ^{SV}
Sire: LANDFALL KEYSTONE P671 ^{SV}
S A V NET WORTH 4200 [#]
LANDFALL JOYLE F584 [#]
LANDFALL JOYLE A503 [#]
BASIN FRANCHISE P142 [#]
EF COMPLEMENT 8088 ^{PV}
EF EVERELDA ENTENSE 6117 [#]
Dam: LANDFALL DAME M229 [#]
LANDFALL RIGHT TIME 24J G265 ^{SV}
LANDFALL DAME J800 [#]
LANDFALL F137 [#]

February 2022 TransTasman Angus Cattle Evaluation

EBV	CE-Dir	CE-Dtr	GL	BW	200	400	600	Mwt	Milk	SS	DC	CWT	EMA	Rib	Rump	RBY	IMF	DOC
	-7.9	-1.3	-5.7	+8.6	+52	+91	+127	+122	+14	+0.7	-4.4	+70	+1.9	+1.4	+1.3	-0.5	+1.6	+11
Acc	(56%)	(51%)	(71%)	(72%)	(70%)	(70%)	(72%)	(68%)	(63%)	(70%)	(40%)	(65%)	(62%)	(68%)	(65%)	(65%)	(63%)	(46%)
Perc	97	85	33	99	36	46	27	16	81	93	55	37	97	14	13	85	67	37

LOT 182 LANDFALL WEST POINT R1430 ^{PV} (ET)

Soc Id: TFAR1430

Born: 08/08/2020

Rego. Status: HBR

Purchaser

Traits observed: BWT,200WT,400WT,600WT,SC, Scan(EMA,Rib,Rump,IMF),DOC,Genomics

Index Values			
\$A	\$D	\$GN	\$GS
\$187	\$141	\$270	\$173

Genetic Status AMFU CAFU DDFU NHFU
Price

G A R PROGRESS SV
G A R MOMENTUM ^{PV}
G A R BIG EYE 1770 [#]
Sire: E W A WEST POINT 7258 ^{PV}
PLATTEMERE WEIGH UP K360 [#]
E W A 3114 OF 128 WEIGH UP [#]
EDGEWOOD JAUNTY 128 [#]
SCHURRPT REALITY X723 [#]
MATAURI REALITY 839 [#]
MATAURI 06663 [#]
Dam: LANDFALL ELSA L88 ^{PV}
TE MANIA EMPEROR E343 ^{PV}
LANDFALL ELSA J139 [#]
LANDFALL E103 ^{SV}

February 2022 TransTasman Angus Cattle Evaluation

EBV	CE-Dir	CE-Dtr	GL	BW	200	400	600	Mwt	Milk	SS	DC	CWT	EMA	Rib	Rump	RBY	IMF	DOC
	+4.0	+1.1	-5.5	+4.0	+45	+76	+96	+82	+21	+3.4	-3.2	+51	+6.4	+2.7	+1.8	-1.2	+4.0	+8
Acc	(58%)	(51%)	(72%)	(74%)	(72%)	(72%)	(73%)	(69%)	(63%)	(70%)	(42%)	(67%)	(64%)	(68%)	(65%)	(65%)	(64%)	(55%)
Perc	40	69	36	47	74	87	89	82	21	8	76	94	44	3	8	96	4	49

LOT 183 LANDFALL ASHLAND R256 ^{PV}

Soc Id: TFAR256

Born: 24/07/2020

Rego. Status: HBR

Purchaser

Traits observed: GL,CE,BWT,200WT,400WT,600WT,SC, Scan(EMA,Rib,Rump,IMF),DOC,Genomics

Index Values			
\$A	\$D	\$GN	\$GS
\$280	\$244	\$355	\$266

Genetic Status AMFU CAFU DDFU NHFU
Price

G A R DAYLIGHT [#]
G A R EARLY BIRD [#]
G A R PROGRESS 830 [#]
Sire: G A R ASHLAND ^{PV}
B/R AMBUSH 28 [#]
CHAIR ROCK AMBUSH 1018 [#]
G A R YIELD GRADE N366 [#]
AYRVALE BARTEL E7 ^{PV}
LANDFALL BARTEL M28 ^{SV}
LANDFALL DAINTY K512 [#]
Dam: LANDFALL ELSA P422 ^{SV}
LANDFALL HANK H68 ^{PV}
LANDFALL ELSA M642 [#]
LANDFALL ELSA H370 [#]

February 2022 TransTasman Angus Cattle Evaluation

EBV	CE-Dir	CE-Dtr	GL	BW	200	400	600	Mwt	Milk	SS	DC	CWT	EMA	Rib	Rump	RBY	IMF	DOC
	+4.0	+6.6	-5.3	+2.5	+58	+105	+130	+85	+20	+2.1	-2.2	+77	+14.3	-1.1	-1.3	+3.4	+1.4	-8
Acc	(59%)	(49%)	(84%)	(73%)	(71%)	(71%)	(72%)	(68%)	(64%)	(72%)	(38%)	(66%)	(65%)	(69%)	(65%)	(66%)	(65%)	(55%)
Perc	40	14	39	16	13	10	22	78	25	45	88	17	1	79	73	1	75	91

LOT 184 LANDFALL KEYSTONE R2073 ^{SV}

Soc Id: TFAR2073

Born: 17/09/2020

Rego. Status: APR

Purchaser

Traits observed: CE,BWT,200WT,400WT,600WT,SC, Scan(EMA,Rib,Rump,IMF),DOC,Genomics

Index Values			
\$A	\$D	\$GN	\$GS
\$178	\$142	\$240	\$162

Genetic Status AMFU CAFU DDFU NHFU
Price

RENNYLEA EDMUND E11 ^{PV}
LANDFALL KEYSTONE K132 ^{PV}
LANDFALL ARCHER H807 ^{SV}
Sire: LANDFALL KEYSTONE P607 ^{SV}
DEER VALLEY ALL IN ^{SV}
LANDFALL ARCHER L4 [#]
LANDFALL ARCHER J118 ^{SV}
TE MANIA INFINITY 04 379 ^{AR} [#]
LANDFALL EVERLAST D66 ^{SV}
LANDFALL B446 ^{SV}
Dam: LANDFALL QUAKER J196 [#]
LANDFALL CATTLEMAN E16 ^{SV}
LANDFALL G313 [#]
LANDFALL E636 [#]

February 2022 TransTasman Angus Cattle Evaluation

EBV	CE-Dir	CE-Dtr	GL	BW	200	400	600	Mwt	Milk	SS	DC	CWT	EMA	Rib	Rump	RBY	IMF	DOC
	+5.2	+3.8	-6.2	+2.5	+46	+86	+115	+104	+20	+1.9	-2.6	+64	+8.0	-0.3	-2.6	+0.9	+2.5	+1
Acc	(54%)	(48%)	(70%)	(71%)	(69%)	(68%)	(71%)	(68%)	(63%)	(69%)	(38%)	(64%)	(61%)	(67%)	(63%)	(63%)	(61%)	(43%)
Perc	29	42	26	16	69	61	53	43	25	54	84	62	22	57	93	32	32	71

BREED AVERAGE 2020 DROP ANGUS																						
EBV	CE-Dir	CE-Dtr	GL	BWT	200	400	600	MWT	MILK	SS	DC	CWT	EMA	RIB	RUMP	RBY	IMF	DOC	\$A	\$D	\$GN	\$GS
	2.2	2.6	-4.7	4.1	50	89	117	101	17	2.1	-4.7	66	6.2	0.0	-0.4	0.5	2.1	7	\$195	\$160	\$256	\$178



LANDFALL ANGUS BULL SALE

LOT 185 LANDFALL MOJO R957 ^{PV}

Soc Id: TFAR957
Born: 30/08/2020

Rego. Status: APR

Purchaser

Traits observed: CE,BWT,200WT,400WT,600WT,SC, Scan(EMA,Rib,Rump,IMF),DOC,Genomics

Index Values			
\$A	\$D	\$GN	\$GS
\$179	\$147	\$242	\$158

Genetic Status AMFU CAFU DDFU NHFU
Price

AYRVALE BARTEL E7 ^{PV}
LANDFALL MOJO M45 ^{SV}
LANDFALL ELSA K696 [#]
Sire: LANDFALL MOJO P244 ^{PV}
LANDFALL CONFIDENCE K62 ^{SV}
LANDFALL RITO M383 ^{SV}
LANDFALL RITO K533 [#]
RENNYLEA EDMUND E11 ^{PV}
LANDFALL KEYSTONE K132 ^{PV}
LANDFALL ARCHER H807 ^{SV}
Dam: LANDFALL ARCHER N38 ^{SV}
SITZ RLS UNDERTAKER 11582 [#]
LANDFALL ARCHER L237 [#]
LANDFALL ARCHER H676 [#]

February 2022 TransTasman Angus Cattle Evaluation

EBV	CE-Dir	CE-Dtr	GL	BW	200	400	600	Mwt	Milk	SS	DC	CWT	EMA	Rib	Rump	RBY	IMF	DOC
	-9.2	+0.5	-3.6	+8.0	+60	+109	+143	+125	+19	+0.4	-2.0	+87	+7.3	-1.1	-2.3	+1.1	+1.8	-3
Acc	(53%)	(46%)	(70%)	(72%)	(68%)	(68%)	(71%)	(66%)	(60%)	(69%)	(36%)	(63%)	(60%)	(66%)	(62%)	(63%)	(61%)	(48%)
Perc	98	74	68	99	8	6	7	14	39	97	90	4	30	79	90	25	59	82

LOT 186 LANDFALL NEW GROUND R337 ^{PV}

Soc Id: TFAR337
Born: 30/07/2020

Rego. Status: HBR

Purchaser

Traits observed: GL,CE,BWT,200WT,400WT,600WT,SC, Scan(EMA,Rib,Rump,IMF),DOC,Genomics

Index Values			
\$A	\$D	\$GN	\$GS
\$215	\$166	\$286	\$207

Genetic Status AMFU CAFU DDFU NHFU
Price

A A R TEN X 7008 S A ^{SV}
V A R DISCOVERY 2240 ^{PV}
DEER VALLEY RITA 0308 [#]
Sire: LANDFALL NEW GROUND N90 ^{PV}
MATAURI REALITY 839 [#]
LANDFALL ELSA L88 ^{PV}
LANDFALL ELSA J139 [#]
MCC DAYBREAK [#]
G A R SUNRISE ^{SV}
G A R OBJECTIVE R227 [#]
Dam: LANDFALL EGRET P811 ^{SV}
K C F BENNETT PERFORMER [#]
LANDFALL EGRET F94 [#]
LANDFALL EGRET X67 [#]

February 2022 TransTasman Angus Cattle Evaluation

EBV	CE-Dir	CE-Dtr	GL	BW	200	400	600	Mwt	Milk	SS	DC	CWT	EMA	Rib	Rump	RBY	IMF	DOC
	+8.8	+7.7	-1.1	+1.0	+46	+91	+126	+100	+25	+4.8	-5.1	+66	+4.7	+1.2	+0.2	-0.1	+3.1	+13
Acc	(59%)	(50%)	(85%)	(75%)	(73%)	(73%)	(74%)	(70%)	(64%)	(74%)	(42%)	(67%)	(66%)	(70%)	(67%)	(67%)	(66%)	(55%)
Perc	6	8	94	4	68	44	30	51	4	1	42	54	73	17	33	73	16	30

LOT 187 LANDFALL LEONARDO R1925 ^{PV}

Soc Id: TFAR1925
Born: 05/09/2020

Rego. Status: APR

Purchaser

Traits observed: CE,BWT,200WT,400WT,600WT,SC, Scan(EMA,Rib,Rump,IMF),DOC,Genomics

Index Values			
\$A	\$D	\$GN	\$GS
\$214	\$175	\$295	\$194

Genetic Status AMFU CAFU DDFU NHFU
Price

DEER VALLEY ALL IN ^{SV}
LANDFALL LEONARDO L24 ^{PV}
LANDFALL JOYLE J527 ^{SV}
Sire: LANDFALL LEONARDO P125 ^{SV}
PRIME JUGGERNAUT J15 ^{SV}
LANDFALL FLOCK M780 [#]
LANDFALL FLOCK F381 ^{SV}
CONNEALY ONWARD [#]
WERNER WAR PARTY 2417 [#]
BAAR USA LADY JAYE 489 [#]
Dam: LANDFALL LADY N662 ^{SV}
TUWHARETOA REGENT D145 ^{PV}
LANDFALL LADY K266 [#]
LANDFALL F358 ^{SV}

February 2022 TransTasman Angus Cattle Evaluation

EBV	CE-Dir	CE-Dtr	GL	BW	200	400	600	Mwt	Milk	SS	DC	CWT	EMA	Rib	Rump	RBY	IMF	DOC
	-3.7	-6.5	-3.5	+6.9	+58	+100	+126	+104	+18	+0.7	-3.7	+69	+4.9	-1.2	-0.9	+0.6	+2.8	+8
Acc	(52%)	(47%)	(69%)	(70%)	(67%)	(67%)	(69%)	(65%)	(60%)	(68%)	(36%)	(63%)	(60%)	(66%)	(62%)	(63%)	(60%)	(41%)
Perc	89	98	70	95	13	20	28	43	48	93	68	41	70	82	63	45	23	47

LOT 188 LANDFALL NEW GROUND R1667 ^{SV}

Soc Id: TFAR1667
Born: 15/08/2020

Rego. Status: HBR

Purchaser

Traits observed: GL,CE,BWT,200WT,400WT,600WT,SC, Scan(EMA,Rib,Rump,IMF),DOC,Genomics

Index Values			
\$A	\$D	\$GN	\$GS
\$220	\$176	\$292	\$208

Genetic Status AMFU CAFU DDFU NHFU
Price

A A R TEN X 7008 S A ^{SV}
V A R DISCOVERY 2240 ^{PV}
DEER VALLEY RITA 0308 [#]
Sire: LANDFALL NEW GROUND N90 ^{PV}
MATAURI REALITY 839 [#]
LANDFALL ELSA L88 ^{PV}
LANDFALL ELSA J139 [#]
BOOROOMOOKA UNDERTAKEN Y145 ^{PV}
RENNYLEA EDMUND E11 ^{PV}
LAWSONS HENRY VIII Y5 ^{SV}
Dam: LANDFALL POLLY L743 [#]
ARDROSSAN ADMIRAL A2 ^{PV}
LANDFALL POLLY E513 [#]
LANDFALL POLLY X215 [#]

February 2022 TransTasman Angus Cattle Evaluation

EBV	CE-Dir	CE-Dtr	GL	BW	200	400	600	Mwt	Milk	SS	DC	CWT	EMA	Rib	Rump	RBY	IMF	DOC
	+1.2	-8.4	-2.0	+6.2	+57	+102	+136	+125	+15	+4.4	-7.7	+78	+9.5	+2.1	-0.1	+0.3	+3.3	+30
Acc	(59%)	(51%)	(84%)	(73%)	(71%)	(71%)	(72%)	(68%)	(62%)	(71%)	(43%)	(65%)	(64%)	(68%)	(65%)	(65%)	(64%)	(57%)
Perc	63	99	88	89	16	16	14	13	70	2	8	14	10	6	41	58	12	3

BREED AVERAGE 2020 DROP ANGUS	EBV	CE-Dir	CE-Dtr	GL	BWT	200	400	600	MWT	MILK	SS	DC	CWT	EMA	RIB	RUMP	RBY	IMF	DOC	\$A	\$D	\$GN	\$GS
		2.2	2.6	-4.7	4.1	50	89	117	101	17	2.1	-4.7	66	6.2	0.0	-0.4	0.5	2.1	7	\$195	\$160	\$256	\$178



LANDFALL ANGUS BULL SALE

LOT 189 LANDFALL DISCOVERY R900 ^{PV}

Soc Id: TFAR900
Born: 23/08/2020

Rego. Status: HBR

Purchaser

Traits observed: CE,BWT,200WT,400WT,600WT,SC, Scan(EMA,Rib,Rump,IMF),DOC,Genomics

Index Values			
\$A	\$D	\$GN	\$GS
\$184	\$154	\$242	\$169

Genetic Status AMFU CAFU DDFU NHFU
Price

A A R TEN X 7008 S A ^{SV}
V A R DISCOVERY 2240 ^{PV}
DEER VALLEY RITA 0308 [#]
Sire: LANDFALL DISCOVERY P59 ^{SV}
CARABAR DOCKLANDS D62 ^{PV}
LANDFALL ARCHER M1038 [#]
LANDFALL ARCHER C300 ^{SV}
ARDROSSAN MODEST D145 ^{SV}
LANDFALL MODEST F56 ^{PV}
LANDFALL ARCHER C300 ^{SV}
Dam: LANDFALL FIREPLAY N1069 ^{SV}
TE MANIA INFINITY 04 379 AB [#]
LANDFALL FIREPLAY E79 [#]
LANDFALL B70 [#]

February 2022 TransTasman Angus Cattle Evaluation

EBV	CE-Dir	CE-Dtr	GL	BW	200	400	600	Mwt	Milk	SS	DC	CWT	EMA	Rib	Rump	RBY	IMF	DOC
	-4.2	-5.3	-5.5	+6.2	+57	+104	+136	+133	+16	+5.0	-5.5	+70	+4.8	-0.5	-0.5	+1.0	+2.2	+7
Acc	(55%)	(50%)	(69%)	(72%)	(70%)	(70%)	(71%)	(68%)	(63%)	(70%)	(40%)	(66%)	(63%)	(68%)	(65%)	(65%)	(63%)	(47%)
Perc	90	97	36	89	17	13	13	7	64	1	35	37	72	64	52	28	43	52

LOT 190 LANDFALL NOBLEMAN R36 ^{PV}

Soc Id: TFAR36
Born: 17/07/2020

Rego. Status: HBR

Purchaser

Traits observed: GL,CE,BWT,200WT,400WT,600WT,SC, Scan(EMA,Rib,Rump,IMF),DOC,Genomics

Index Values			
\$A	\$D	\$GN	\$GS
\$241	\$194	\$320	\$226

Genetic Status AMFU CAFU DDFU NHFU
Price

RENNYLEA EDMUND E11 ^{PV}
LANDFALL KEYSTONE K132 ^{PV}
LANDFALL ARCHER H807 ^{SV}
Sire: LANDFALL NOBLEMAN N106 ^{SV}
LANDFALL HANK H68 ^{PV}
LANDFALL ARCHER L118 ^{SV}
LANDFALL ARCHER J831 [#]
BASIN FRANCHISE P142 [#]
EF COMPLEMENT 8088 ^{PV}
EF EVERELDA ENTENSE 6117 [#]
Dam: LANDFALL ARCHER P586 ^{PV}
TUWHARETOA REGENT D145 ^{PV}
LANDFALL ARCHER J206 ^{SV}
LANDFALL ARCHER E66 ^{SV}

February 2022 TransTasman Angus Cattle Evaluation

EBV	CE-Dir	CE-Dtr	GL	BW	200	400	600	Mwt	Milk	SS	DC	CWT	EMA	Rib	Rump	RBY	IMF	DOC
	+5.5	+7.7	-11.0	+3.6	+63	+122	+165	+150	+19	+1.5	-5.9	+93	+1.3	+0.4	+0.5	-1.0	+2.8	-2
Acc	(58%)	(51%)	(83%)	(73%)	(71%)	(70%)	(72%)	(68%)	(62%)	(71%)	(40%)	(65%)	(63%)	(67%)	(64%)	(64%)	(63%)	(57%)
Perc	27	8	1	37	4	1	1	2	39	72	28	2	98	36	26	94	23	79

LOT 191 LANDFALL NOBLEMAN R320 ^{PV}

Soc Id: TFAR320
Born: 27/07/2020

Rego. Status: HBR

Purchaser

Traits observed: GL,CE,BWT,200WT,400WT,600WT,SC, Scan(EMA,Rib,Rump,IMF),DOC,Genomics

Index Values			
\$A	\$D	\$GN	\$GS
\$185	\$144	\$252	\$167

Genetic Status AMFU CAFU DDFU NHFU
Price

RENNYLEA EDMUND E11 ^{PV}
LANDFALL KEYSTONE K132 ^{PV}
LANDFALL ARCHER H807 ^{SV}
Sire: LANDFALL NOBLEMAN N106 ^{SV}
LANDFALL HANK H68 ^{PV}
LANDFALL ARCHER L118 ^{SV}
LANDFALL ARCHER J831 [#]
BASIN FRANCHISE P142 [#]
EF COMPLEMENT 8088 ^{PV}
EF EVERELDA ENTENSE 6117 [#]
Dam: LANDFALL SALLY P862 ^{SV}
SYDGEN TRUST 6228 [#]
LANDFALL SALLY H355 [#]
LANDFALL SALLY D149 [#]

February 2022 TransTasman Angus Cattle Evaluation

EBV	CE-Dir	CE-Dtr	GL	BW	200	400	600	Mwt	Milk	SS	DC	CWT	EMA	Rib	Rump	RBY	IMF	DOC
	+3.3	+8.3	-2.9	+4.5	+61	+108	+149	+152	+23	+3.8	-5.5	+92	+1.0	-0.2	-0.7	-1.0	+2.4	+0
Acc	(57%)	(50%)	(84%)	(73%)	(71%)	(70%)	(72%)	(68%)	(62%)	(71%)	(40%)	(65%)	(63%)	(68%)	(64%)	(64%)	(63%)	(55%)
Perc	46	5	78	59	7	7	4	2	11	4	35	2	99	54	58	94	36	74

LOT 192 LANDFALL ENHANCE R1658 ^{PV} (ET)

Soc Id: TFAR1658
Born: 14/08/2020

Rego. Status: HBR

Purchaser

Traits observed: BWT,200WT,400WT,600WT,SC, Scan(EMA,Rib,Rump,IMF),DOC,Genomics

Index Values			
\$A	\$D	\$GN	\$GS
\$203	\$164	\$275	\$189

Genetic Status AMFU CAFU DDFU NHFU
Price

SYDGEN GOOGOL [#]
SYDGEN EXCEED 3223 ^{PV}
SYDGEN FOREVER LADY 1255 [#]
Sire: SYDGEN ENHANCE ^{SV}
SYDGEN LIBERTY GA 8627 [#]
SYDGEN RITA 2618 [#]
FOX RUN RITA 9308 [#]
BOOROOMOOKA UNDERTAKEN Y145 ^{PV}
RENNYLEA EDMUND E11 ^{PV}
LAWSONS HENRY VIII Y5 ^{SV}
Dam: LANDFALL ELSA L90 ^{SV}
ARDROSSAN EQUATOR A241 ^{PV}
LANDFALL ELSA J533 [#]
LANDFALL ELSA C464 ^{SV}

February 2022 TransTasman Angus Cattle Evaluation

EBV	CE-Dir	CE-Dtr	GL	BW	200	400	600	Mwt	Milk	SS	DC	CWT	EMA	Rib	Rump	RBY	IMF	DOC
	+3.8	-0.6	-2.9	+2.7	+53	+98	+130	+109	+15	+3.2	-0.8	+74	+6.4	-2.3	-4.1	+2.0	+2.5	+25
Acc	(63%)	(55%)	(72%)	(74%)	(73%)	(73%)	(74%)	(70%)	(64%)	(73%)	(41%)	(67%)	(65%)	(69%)	(66%)	(66%)	(65%)	(60%)
Perc	42	81	78	19	32	25	22	34	70	11	96	25	44	96	99	6	32	7

BREED AVERAGE 2020 DROP ANGUS	EBV	CE-Dir	CE-Dtr	GL	BWT	200	400	600	MWT	MILK	SS	DC	CWT	EMA	RIB	RUMP	RBY	IMF	DOC	\$A	\$D	\$GN	\$GS
		2.2	2.6	-4.7	4.1	50	89	117	101	17	2.1	-4.7	66	6.2	0.0	-0.4	0.5	2.1	7	\$195	\$160	\$256	\$178



LANDFALL ANGUS BULL SALE

LOT 193 LANDFALL FIREBALL R1694^{PV} (ET)

Soc Id: TFAR1694

Born: 18/08/2020

Rego. Status: HBR

Index Values			
\$A	\$D	\$GN	\$GS
\$230	\$186	\$317	\$217

Genetic Status AMFU CAFU DDFU NHFU

Price

G A R SURE FIRE^{SV}
 G A R SURE FIRE 6404[#]
 G A R COMPLETE N281[#]
Sire: GB FIREBALL 672^{PV}
 G A R ANTICIPATION[#]
 GB ANTICIPATION 432[#]
 GB AMBUSH 269[#]
 A A R TEN X 7008 S A^{SV}
 V A R DISCOVERY 2240^{PV}
 DEER VALLEY RITA 0308[#]
Dam: LANDFALL PRINCESS N869^{SV}
 TE MANIA INFINITY 04 379 AB[#]
 LANDFALL PRINCESS D48^{SV}
 LANDFALL B453[#]

Purchaser

Traits observed: BWT,200WT,400WT,600WT,SC, Scan(EMA,Rib,Rump,IMF),DOC,Genomics

February 2022 TransTasman Angus Cattle Evaluation

EBV	CE-Dir	CE-Dtr	GL	BW	200	400	600	Mwt	Milk	SS	DC	CWT	EMA	Rib	Rump	RBY	IMF	DOC
	+6.0	+1.2	-4.4	+2.5	+55	+99	+128	+123	+16	+3.0	-5.0	+67	+9.3	-1.7	-2.5	+1.2	+3.7	+2
Acc	(60%)	(49%)	(71%)	(74%)	(73%)	(73%)	(73%)	(69%)	(64%)	(73%)	(40%)	(67%)	(65%)	(69%)	(66%)	(66%)	(65%)	(58%)
Perc	23	68	55	16	23	22	26	15	63	15	44	48	11	90	92	22	6	68

LOT 194 LANDFALL MOMENTOUS R1303^{PV} (ET)

Soc Id: TFAR1303

Born: 06/08/2020

Rego. Status: HBR

Index Values			
\$A	\$D	\$GN	\$GS
\$239	\$187	\$326	\$227

Genetic Status AMFU CAFU DDFU NHFU

Price

G A R PROGRESS^{SV}
 G A R MOMENTUM^{PV}
 G A R BIG EYE 1770[#]
Sire: LAWSONS MOMENTOUS M518^{PV}
 TE MANIA AFRICA A217^{PV}
 LAWSONS AFRICA H229^{SV}
 LAWSONS ROCKND AMBUSH E1103^{PV}
 BOOROOMOOKA UNDERTAKEN Y145^{PV}
 RENNYLEA EDMUND E11^{PV}
 LAWSONS HENRY VIII Y5^{SV}
Dam: LANDFALL ELINE K57^{SV}
 SITZ UPWARD 307R^{SV}
 LANDFALL ELINE H44[#]
 LANDFALL ELINE F547[#]

Purchaser

Traits observed: BWT,200WT,400WT,600WT,SC, Scan(EMA,Rib,Rump,IMF),DOC,Genomics

February 2022 TransTasman Angus Cattle Evaluation

EBV	CE-Dir	CE-Dtr	GL	BW	200	400	600	Mwt	Milk	SS	DC	CWT	EMA	Rib	Rump	RBY	IMF	DOC
	+7.1	-3.0	-7.3	+1.5	+49	+87	+112	+82	+23	+2.2	-5.2	+63	+10.1	+1.5	+1.0	-0.1	+3.3	+5
Acc	(64%)	(57%)	(73%)	(75%)	(74%)	(74%)	(75%)	(71%)	(66%)	(73%)	(46%)	(69%)	(67%)	(71%)	(68%)	(68%)	(67%)	(63%)
Perc	15	92	14	7	56	59	61	82	11	41	40	62	7	13	17	73	12	59

LOT 195 LANDFALL NEW GROUND R567^{PV} (ET)

Soc Id: TFAR567

Born: 08/08/2020

Rego. Status: HBR

Index Values			
\$A	\$D	\$GN	\$GS
\$203	\$159	\$268	\$189

Genetic Status AMFU CAFU DDFU NHFU

Price

A A R TEN X 7008 S A^{SV}
 V A R DISCOVERY 2240^{PV}
 DEER VALLEY RITA 0308[#]
Sire: LANDFALL NEW GROUND N90^{PV}
 MATAURI REALITY 839[#]
 LANDFALL ELSA L88^{PV}
 LANDFALL ELSA J139[#]
 WK VEGAS[#]
 WK REPLAY[#]
 S A F PENELOPE P020[#]
Dam: LANDFALL ELSA J1046^{SV}
 DUNOON REAGAN R093+96^{SV}
 LANDFALL ELSA X57[#]
 LANDFALL ELSA V47[#]

Purchaser

Traits observed: BWT,200WT,400WT,600WT,SC, Scan(EMA,Rib,Rump,IMF),DOC,Genomics

February 2022 TransTasman Angus Cattle Evaluation

EBV	CE-Dir	CE-Dtr	GL	BW	200	400	600	Mwt	Milk	SS	DC	CWT	EMA	Rib	Rump	RBY	IMF	DOC
	+2.9	-0.9	-7.0	+5.8	+57	+101	+142	+142	+17	+3.4	-5.1	+74	+7.6	-0.3	-0.8	+1.2	+2.7	+26
Acc	(61%)	(52%)	(74%)	(76%)	(75%)	(75%)	(76%)	(72%)	(66%)	(74%)	(45%)	(69%)	(68%)	(72%)	(69%)	(69%)	(68%)	(60%)
Perc	50	83	17	84	17	17	8	4	58	8	42	23	26	57	60	22	26	6

LOT 196 LANDFALL PROMINENT R79^{PV}

Soc Id: TFAR79

Born: 18/07/2020

Rego. Status: HBR

Index Values			
\$A	\$D	\$GN	\$GS
\$248	\$215	\$312	\$233

Genetic Status AMFU CAFU DDFU NHFU

Price

RENNYLEA EDMUND E11^{PV}
 LANDFALL KEYSTONE K132^{PV}
 LANDFALL ARCHER H807^{SV}
Sire: LANDFALL PROMINENT P317^{PV}
 RENNYLEA EDMUND E11^{PV}
 LANDFALL DAINTY L22^{SV}
 LANDFALL DAINTY J224[#]
 DEER VALLEY ALL IN^{SV}
 LANDFALL LEONARDO L24^{PV}
 LANDFALL JOYLE J527^{SV}
Dam: LANDFALL DELIA P626^{SV}
 PRIME JUGGERNAUT J15^{SV}
 LANDFALL DELIA L737[#]
 LANDFALL E671[#]

Purchaser

Traits observed: GL,CE,BWT,200WT,400WT,600WT,SC, Scan(EMA,Rib,Rump,IMF),DOC,Genomics

February 2022 TransTasman Angus Cattle Evaluation

EBV	CE-Dir	CE-Dtr	GL	BW	200	400	600	Mwt	Milk	SS	DC	CWT	EMA	Rib	Rump	RBY	IMF	DOC
	+7.6	+8.4	-10.8	+3.0	+56	+115	+147	+115	+23	+1.2	-4.4	+92	+9.0	+1.4	+0.1	+1.0	+1.6	+26
Acc	(56%)	(50%)	(84%)	(72%)	(69%)	(69%)	(70%)	(67%)	(62%)	(67%)	(39%)	(65%)	(62%)	(68%)	(64%)	(64%)	(63%)	(50%)
Perc	12	5	1	24	21	3	5	25	9	82	55	2	13	14	36	28	67	6

BREED AVERAGE 2020 DROP ANGUS	EBV	CE-Dir	CE-Dtr	GL	BWT	200	400	600	MWT	MILK	SS	DC	CWT	EMA	RIB	RUMP	RBY	IMF	DOC	\$A	\$D	\$GN	\$GS
		2.2	2.6	-4.7	4.1	50	89	117	101	17	2.1	-4.7	66	6.2	0.0	-0.4	0.5	2.1	7	\$195	\$160	\$256	\$178



LANDFALL ANGUS BULL SALE

LOT 197 LANDFALL LORENZO R421 ^{PV}

Soc Id: TFAR421
Born: 04/08/2020

Rego. Status: APR

Index Values			
\$A	\$D	\$GN	\$GS
\$229	\$176	\$309	\$218

Genetic Status AMFU CAFU DDFU NHFU
Price

G A R INGENUITY [#]
H P C A INTENSITY [#]
G A R PREDESTINED 287L [#]
Sire: RENNYLEA L519 ^{PV}
TE MANIA BERKLEY B1 ^{PV}
RENNYLEA H414 ^{SV}
RENNYLEA C310 [#]
TC ABERDEEN 759 ^{SV}
LANDFALL HANK H68 ^{PV}
LANDFALL POLLY F353 ^{SV}
Dam: LANDFALL ARISOCRAT N2 ^{PV}
CARABAR DOCKLANDS D62 ^{PV}
LANDFALL ARISTOCRAT J8 [#]
LANDFALL G424 [#]

Purchaser

Traits observed: GL,CE,BWT,200WT,400WT,600WT,SC, Scan(EMA,Rib,Rump,IMF),DOC,Genomics

February 2022 TransTasman Angus Cattle Evaluation

EBV	CE-Dir	CE-Dtr	GL	BW	200	400	600	Mwt	Milk	SS	DC	CWT	EMA	Rib	Rump	RBY	IMF	DOC
	+6.5	+6.1	-8.8	+2.2	+51	+95	+130	+110	+25	+2.5	-6.9	+78	+6.1	+1.1	+1.4	-1.1	+3.2	+4
Acc	(62%)	(57%)	(84%)	(75%)	(73%)	(73%)	(73%)	(72%)	(68%)	(73%)	(44%)	(68%)	(66%)	(70%)	(67%)	(67%)	(66%)	(58%)
Perc	19	18	5	12	44	33	22	32	4	29	15	14	49	19	11	95	14	61

LOT 198 LANDFALL ENHANCE R1576 ^{PV} (ET)

Soc Id: TFAR1576
Born: 11/08/2020

Rego. Status: HBR

Index Values			
\$A	\$D	\$GN	\$GS
\$225	\$179	\$298	\$211

Genetic Status AMFU CAFU DDFU NHFU
Price

SYDGEN GOOGOL [#]
SYDGEN EXCEED 3223 ^{PV}
SYDGEN FOREVER LADY 1255 [#]
Sire: SYDGEN ENHANCE ^{SV}
SYDGEN LIBERTY GA 8627 [#]
SYDGEN RITA 2618 [#]
FOX RUN RITA 9308 [#]
BOOROOMOOKA UNDERTAKEN Y145 ^{PV}
RENNYLEA EDMUND E11 ^{PV}
LAWSONS HENRY VIII Y5 ^{SV}
Dam: LANDFALL ELSA L90 ^{SV}
ARDROSSAN EQUATOR A241 ^{PV}
LANDFALL ELSA J533 [#]
LANDFALL ELSA C464 ^{SV}

Purchaser

Traits observed: BWT,200WT,400WT,600WT,SC, Scan(EMA,Rib,Rump,IMF),DOC,Genomics

February 2022 TransTasman Angus Cattle Evaluation

EBV	CE-Dir	CE-Dtr	GL	BW	200	400	600	Mwt	Milk	SS	DC	CWT	EMA	Rib	Rump	RBY	IMF	DOC
	+7.0	+1.1	-5.2	+1.0	+48	+88	+117	+91	+18	+0.6	-3.7	+72	+8.1	+0.0	-0.5	+0.6	+2.3	+25
Acc	(63%)	(56%)	(73%)	(75%)	(73%)	(73%)	(74%)	(70%)	(64%)	(73%)	(41%)	(68%)	(66%)	(70%)	(66%)	(66%)	(66%)	(60%)
Perc	16	69	41	4	58	55	50	68	46	95	68	30	21	48	52	45	39	7

LOT 199 LANDFALL NEW GROUND R185 ^{PV}

Soc Id: TFAR185
Born: 23/07/2020

Rego. Status: APR

Index Values			
\$A	\$D	\$GN	\$GS
\$159	\$120	\$227	\$143

Genetic Status AMFU CAFU DDFU NHFU
Price

A A R TEN X 7008 S A ^{SV}
V A R DISCOVERY 2240 ^{PV}
DEER VALLEY RITA 0308 [#]
Sire: LANDFALL NEW GROUND N90 ^{PV}
MATAURI REALITY 839 [#]
LANDFALL ELSA L88 ^{PV}
LANDFALL ELSA J139 [#]
SITZ UPWARD 307R ^{SV}
LANDFALL UPWARD H247 ^{SV}
LANDFALL ARCHER X118 [#]
Dam: LANDFALL FRAGRANT P1271 ^{SV}
K C F BENNETT ABSOLUTE [#]
LANDFALL FRAGRANT K63 [#]
LANDFALL FRAGRANT H583 [#]

Purchaser

Traits observed: GL,CE,BWT,200WT,400WT,600WT,SC, Scan(EMA,Rib,Rump,IMF),DOC,Genomics

February 2022 TransTasman Angus Cattle Evaluation

EBV	CE-Dir	CE-Dtr	GL	BW	200	400	600	Mwt	Milk	SS	DC	CWT	EMA	Rib	Rump	RBY	IMF	DOC
	-1.3	-5.5	-6.0	+5.3	+56	+108	+149	+156	+21	+3.1	-1.6	+82	+3.6	-1.9	-2.5	+0.7	+2.9	+22
Acc	(58%)	(50%)	(85%)	(75%)	(73%)	(73%)	(74%)	(70%)	(64%)	(73%)	(41%)	(67%)	(66%)	(71%)	(67%)	(67%)	(66%)	(55%)
Perc	79	97	28	76	21	7	4	2	23	13	93	8	87	92	92	40	21	11

LOT 200 LANDFALL KEYSTONE R895 ^{PV} (ET)

Soc Id: TFAR895
Born: 21/08/2020

Rego. Status: HBR

Index Values			
\$A	\$D	\$GN	\$GS
\$199	\$157	\$265	\$185

Genetic Status AMFU CAFU DDFU NHFU
Price

BOOROOMOOKA UNDERTAKEN Y145 ^{PV}
RENNYLEA EDMUND E11 ^{PV}
LAWSONS HENRY VIII Y5 ^{SV}
Sire: LANDFALL KEYSTONE K132 ^{PV}
S A V FRONT RUNNER 0713 [#]
LANDFALL ARCHER H807 ^{SV}
LANDFALL ARCHER X9 ^{PV}
TC ABERDEEN 759 ^{SV}
LANDFALL HANK H68 ^{PV}
LANDFALL POLLY F353 ^{SV}
Dam: LANDFALL DAINTY L198 ^{SV}
LANDFALL INFINITY D17 ^{SV}
LANDFALL DAINTY J922 [#]
LANDFALL DAINTY C155 [#]

Purchaser

Traits observed: BWT,200WT,400WT,600WT,SC, Scan(EMA,Rib,Rump,IMF),DOC,Genomics

February 2022 TransTasman Angus Cattle Evaluation

EBV	CE-Dir	CE-Dtr	GL	BW	200	400	600	Mwt	Milk	SS	DC	CWT	EMA	Rib	Rump	RBY	IMF	DOC
	+8.3	+3.1	-7.1	+0.9	+49	+100	+137	+117	+22	+0.0	-3.8	+81	+7.3	+0.5	-1.7	-0.3	+2.2	-9
Acc	(64%)	(56%)	(71%)	(75%)	(74%)	(74%)	(75%)	(71%)	(68%)	(73%)	(44%)	(69%)	(66%)	(70%)	(68%)	(67%)	(66%)	(63%)
Perc	9	50	16	4	53	19	12	22	14	99	66	10	30	33	81	80	43	91

BREED AVERAGE 2020 DROP ANGUS		CE-Dir	CE-Dtr	GL	BWT	200	400	600	MWT	MILK	SS	DC	CWT	EMA	RIB	RUMP	RBY	IMF	DOC	\$A	\$D	\$GN	\$GS
EBV		2.2	2.6	-4.7	4.1	50	89	117	101	17	2.1	-4.7	66	6.2	0.0	-0.4	0.5	2.1	7	\$195	\$160	\$256	\$178



LANDFALL ANGUS BULL SALE

LOT 201 LANDFALL WEST POINT R1680^{PV} (ET)

Soc Id: TFAR1680

Born: 16/08/2020

Rego. Status: HBR

Index Values			
\$A	\$D	\$GN	\$GS
\$179	\$136	\$258	\$166

Genetic Status AMFU CAFU DDFU NHFU

Price

G A R PROGRESS^{SV}
 G A R MOMENTUM^{PV}
 G A R BIG EYE 1770[#]
Sire: E W A WEST POINT 7258[#]
 PLATTEMERE WEIGH UP K360[#]
 E W A 3114 OF 128 WEIGH UP[#]
 EDGEWOOD JAUNTY 128[#]
 BOOROOMOOKA UNDERTAKEN Y145^{PV}
 RENNYLEA EDMUND E11^{PV}
 LAWSONS HENRY VIII Y5^{SV}
Dam: LANDFALL N834^{SV}
 LANDFALL MODEST F56^{PV}
 LANDFALL J180[#]
 REDWOOD FINKS PRIDE G3[#]

Traits observed: BWT,200WT,400WT,600WT,SC, Scan(EMA,Rib,Rump,IMF),DOC,Genomics

February 2022 TransTasman Angus Cattle Evaluation

EBV	CE-Dir	CE-Dtr	GL	BW	200	400	600	Mwt	Milk	SS	DC	CWT	EMA	Rib	Rump	RBY	IMF	DOC
	+2.2	-2.0	-2.4	+3.7	+47	+94	+123	+113	+26	+3.0	-3.6	+72	+5.0	+0.6	-0.1	-0.8	+4.0	+16
Acc	(56%)	(50%)	(71%)	(72%)	(70%)	(71%)	(72%)	(68%)	(63%)	(70%)	(41%)	(66%)	(63%)	(68%)	(64%)	(65%)	(63%)	(48%)
Perc	55	88	84	40	66	35	34	27	3	15	69	30	68	31	41	91	4	23

LOT 202 LANDFALL ASHLAND R319^{PV}

Soc Id: TFAR319

Born: 27/07/2020

Rego. Status: HBR

Index Values			
\$A	\$D	\$GN	\$GS
\$253	\$205	\$352	\$242

Genetic Status AMFU CAFU DDFU NHFU

Price

G A R DAYLIGHT[#]
 G A R EARLY BIRD[#]
 G A R PROGRESS 830[#]
Sire: G A R ASHLAND^{PV}
 B/R AMBUSH 28[#]
 CHAIR ROCK AMBUSH 1018[#]
 G A R YIELD GRADE N366[#]
 SCHURRPT REALITY X723[#]
 MATAURI REALITY 839[#]
 MATAURI 06663[#]
Dam: LANDFALL ELSA P1106^{PV}
 REILAND EVERITT E17^{PV}
 LANDFALL ELSA H72^{SV}
 LANDFALL ELSA F41[#]

Traits observed: GL,CE,BWT,200WT,400WT,600WT,SC, Scan(EMA,Rib,Rump,IMF),DOC,Genomics

February 2022 TransTasman Angus Cattle Evaluation

EBV	CE-Dir	CE-Dtr	GL	BW	200	400	600	Mwt	Milk	SS	DC	CWT	EMA	Rib	Rump	RBY	IMF	DOC
	+2.1	+7.5	-2.4	+3.0	+59	+109	+136	+105	+20	+3.1	-1.5	+79	+9.3	+1.0	+0.8	+0.2	+3.5	+1
Acc	(61%)	(51%)	(84%)	(74%)	(72%)	(72%)	(73%)	(69%)	(65%)	(72%)	(41%)	(67%)	(66%)	(70%)	(66%)	(67%)	(66%)	(58%)
Perc	56	9	84	24	11	6	13	41	31	13	93	12	11	21	20	62	9	71

LOT 203 LANDFALL MOMENTOUS R694^{PV} (ET)

Soc Id: TFAR694

Born: 11/08/2020

Rego. Status: HBR

Index Values			
\$A	\$D	\$GN	\$GS
\$253	\$199	\$354	\$240

Genetic Status AMFU CAFU DDFU NHFU

Price

G A R PROGRESS^{SV}
 G A R MOMENTUM^{PV}
 G A R BIG EYE 1770[#]
Sire: LAWSONS MOMENTOUS M518^{PV}
 TE MANIA AFRICA A217^{PV}
 LAWSONS AFRICA H229^{SV}
 LAWSONS ROCKND AMBUSH E1103^{PV}
 TE MANIA BARTEL B219^{PV}
 AYRVALE BARTEL E7^{PV}
 EAGLEHAWK JEDDA B32^{SV}
Dam: LANDFALL ANGUISH N12^{SV}
 SITZ RLS UNDERTAKER 11582[#]
 LANDFALL ANGUISH L116[#]
 LANDFALL ANGUISH J931[#]

Traits observed: BWT,200WT,400WT,600WT,SC, Scan(EMA,Rib,Rump,IMF),DOC,Genomics

February 2022 TransTasman Angus Cattle Evaluation

EBV	CE-Dir	CE-Dtr	GL	BW	200	400	600	Mwt	Milk	SS	DC	CWT	EMA	Rib	Rump	RBY	IMF	DOC
	-2.3	-1.5	-7.8	+5.4	+59	+98	+124	+100	+24	+3.0	-6.9	+76	+12.0	+1.1	+0.5	+0.1	+3.9	+13
Acc	(63%)	(56%)	(73%)	(74%)	(73%)	(73%)	(73%)	(70%)	(66%)	(72%)	(46%)	(69%)	(67%)	(71%)	(68%)	(67%)	(67%)	(58%)
Perc	83	86	10	78	11	23	33	50	6	15	15	20	2	19	26	66	4	32

LOT 204 LANDFALL MOMENTOUS R695^{SV} (ET)

Soc Id: TFAR695

Born: 11/08/2020

Rego. Status: HBR

Index Values			
\$A	\$D	\$GN	\$GS
-	-	-	-

Genetic Status AMFU CAFU DDFU NHFU

Price

G A R PROGRESS^{SV}
 G A R MOMENTUM^{PV}
 G A R BIG EYE 1770[#]
Sire: LAWSONS MOMENTOUS M518^{PV}
 TE MANIA AFRICA A217^{PV}
 LAWSONS AFRICA H229^{SV}
 LAWSONS ROCKND AMBUSH E1103^{PV}
 PAPA EQUATOR 2928[#]
 ARDROSSAN EQUATOR A241^{PV}
 ARDROSSAN PRINCESS W38^{PV}
Dam: LANDFALL ELSA J367[#]
 LANDFALL COMMANDER C47^{SV}
 LANDFALL ELSA E56^{SV}
 LANDFALL ELSA C127[#]

Traits observed:

EBV's Available Soon

EBV	CE-Dir	CE-Dtr	GL	BW	200	400	600	Mwt	Milk	SS	DC	CWT	EMA	Rib	Rump	RBY	IMF	DOC
	-	-	-	-	-	-	-	-	-	-	-	-	-	-	-	-	-	-
Acc	(-)	(-)	(-)	(-)	(-)	(-)	(-)	(-)	(-)	(-)	(-)	(-)	(-)	(-)	(-)	(-)	(-)	(-)
Perc	-	-	-	-	-	-	-	-	-	-	-	-	-	-	-	-	-	-

BREED AVERAGE 2020 DROP ANGUS	EBV	CE-Dir	CE-Dtr	GL	BWT	200	400	600	MWT	MILK	SS	DC	CWT	EMA	RIB	RUMP	RBY	IMF	DOC	\$A	\$D	\$GN	\$GS
		2.2	2.6	-4.7	4.1	50	89	117	101	17	2.1	-4.7	66	6.2	0.0	-0.4	0.5	2.1	7	\$195	\$160	\$256	\$178



LANDFALL ANGUS BULL SALE

LOT 205 LANDFALL MOMENTOUS R1523^{SV} (ET)

Soc Id: TFAR1523
Born: 10/08/2020

Rego. Status: HBR

Purchaser

Traits observed:

Index Values			
\$A	\$D	\$GN	\$GS
-	-	-	-

Genetic Status AMFU CAFU DDFU NHFU
Price

G A R PROGRESS^{SV}
G A R MOMENTUM^{PV}
G A R BIG EYE 1770[#]
Sire: LAWSONS MOMENTOUS M518^{PV}
TE MANIA AFRICA A217^{PV}
LAWSONS AFRICA H229^{SV}
LAWSONS ROCKND AMBUSH E1103^{PV}
PAPA EQUATOR 2928[#]
ARDROSSAN EQUATOR A241^{PV}
ARDROSSAN PRINCESS W38^{PV}
Dam: LANDFALL ELSA J367[#]
LANDFALL COMMANDER C47^{SV}
LANDFALL ELSA E56^{SV}
LANDFALL ELSA C127[#]

EBV's Available Soon																		
EBV	CE-Dir	CE-Dtr	GL	BW	200	400	600	Mwt	Milk	SS	DC	CWT	EMA	Rib	Rump	RBY	IMF	DOC
	-	-	-	-	-	-	-	-	-	-	-	-	-	-	-	-	-	-
Acc	(-)	(-)	(-)	(-)	(-)	(-)	(-)	(-)	(-)	(-)	(-)	(-)	(-)	(-)	(-)	(-)	(-)	(-)
Perc	-	-	-	-	-	-	-	-	-	-	-	-	-	-	-	-	-	-

LOT 206 LANDFALL MOMENTOUS R1260^{PV} (ET)

Soc Id: TFAR1260
Born: 05/08/2020

Rego. Status: APR

Purchaser

Traits observed: BWT,200WT,400WT,600WT,SC, Scan(EMA,Rib,Rump,IMF),DOC,Genomics

Index Values			
\$A	\$D	\$GN	\$GS
\$250	\$210	\$351	\$238

Genetic Status AMFU CAFU DDFU NHFU
Price

G A R PROGRESS^{SV}
G A R MOMENTUM^{PV}
G A R BIG EYE 1770[#]
Sire: LAWSONS MOMENTOUS M518^{PV}
TE MANIA AFRICA A217^{PV}
LAWSONS AFRICA H229^{SV}
LAWSONS ROCKND AMBUSH E1103^{PV}
A A R TEN X 7008 S A^{SV}
V A R FOREMAN 3339^{PV}
SANDPOINT BLACKBIRD 8809[#]
Dam: LANDFALL FRAGRANT N618^{SV}
RENNYLEA EDMUND E11^{PV}
LANDFALL FRAGRANT K717[#]
LANDFALL FRAGRANT F176[#]

February 2022 TransTasman Angus Cattle Evaluation																		
EBV	CE-Dir	CE-Dtr	GL	BW	200	400	600	Mwt	Milk	SS	DC	CWT	EMA	Rib	Rump	RBY	IMF	DOC
	+6.6	+0.7	-9.0	+2.9	+54	+102	+119	+106	+23	+2.8	-5.8	+71	+11.8	-0.2	+0.0	+0.4	+4.3	+11
Acc	(62%)	(54%)	(73%)	(74%)	(72%)	(72%)	(73%)	(70%)	(65%)	(72%)	(44%)	(68%)	(66%)	(71%)	(67%)	(67%)	(66%)	(57%)
Perc	19	72	4	23	30	16	43	40	9	20	30	34	3	54	39	53	2	38

LOT 207 LANDFALL ASHLAND R1640^{SV}

Soc Id: TFAR1640
Born: 13/08/2020

Rego. Status: HBR

Purchaser

Traits observed:

Index Values			
\$A	\$D	\$GN	\$GS
-	-	-	-

Genetic Status AMFU CAFU DDFU NHFU
Price

G A R DAYLIGHT[#]
G A R EARLY BIRD[#]
G A R PROGRESS 830[#]
Sire: G A R ASHLAND^{PV}
B/R AMBUSH 28[#]
CHAIR ROCK AMBUSH 1018[#]
G A R YIELD GRADE N366[#]
B/R NEW DESIGN 036[#]
TE MANIA UNLIMITED U3271[#]
TE MANIA LOWAN R426+96[#]
Dam: LANDFALL DAINTY H537[#]
HOFF GOLD LABEL S C 900 541[#]
LANDFALL DAINTY Z154[#]
LANDFALL DAINTY V334[#]

EBV's Available Soon																		
EBV	CE-Dir	CE-Dtr	GL	BW	200	400	600	Mwt	Milk	SS	DC	CWT	EMA	Rib	Rump	RBY	IMF	DOC
	-	-	-	-	-	-	-	-	-	-	-	-	-	-	-	-	-	-
Acc	(-)	(-)	(-)	(-)	(-)	(-)	(-)	(-)	(-)	(-)	(-)	(-)	(-)	(-)	(-)	(-)	(-)	(-)
Perc	-	-	-	-	-	-	-	-	-	-	-	-	-	-	-	-	-	-

LOT 208 LANDFALL DUSTY R406^{PV}

Soc Id: TFAR406
Born: 03/08/2020

Rego. Status: HBR

Purchaser

Traits observed: GL,CE,BWT,200WT,400WT,600WT,SC, Scan(EMA,Rib,Rump,IMF),DOC,Genomics

Index Values			
\$A	\$D	\$GN	\$GS
\$318	\$274	\$412	\$303

Genetic Status AMFU CAFU DDFU NHFU
Price

C R A BEXTOR 872 5205 608[#]
G A R PROPHET^{SV}
G A R OBJECTIVE 1885[#]
Sire: CLUNES CROSSING DUSTY M13^{PV}
TE MANIA BERKLEY B1^{PV}
CLUNES CROSSING GLORIOUS G1^{SV}
TE MANIA LOWAN A1[#]
MATAURI REALITY 839[#]
LANDFALL REALITY L17^{SV}
LANDFALL ELSA J342^{SV}
Dam: LANDFALL ELSA N300^{SV}
PRIME JUGGERNAUT J15^{SV}
LANDFALL L833[#]
LANDFALL G587[#]

February 2022 TransTasman Angus Cattle Evaluation																		
EBV	CE-Dir	CE-Dtr	GL	BW	200	400	600	Mwt	Milk	SS	DC	CWT	EMA	Rib	Rump	RBY	IMF	DOC
	+7.7	+5.6	-9.7	+3.0	+58	+96	+114	+66	+23	+2.8	-9.6	+70	+10.0	-0.8	-2.1	+2.5	+2.6	-3
Acc	(58%)	(52%)	(84%)	(73%)	(71%)	(70%)	(72%)	(68%)	(62%)	(71%)	(40%)	(65%)	(63%)	(67%)	(64%)	(64%)	(63%)	(54%)
Perc	12	23	3	24	13	30	58	95	12	20	2	39	8	72	88	3	29	81

BREED AVERAGE 2020 DROP ANGUS	EBV	CE-Dir	CE-Dtr	GL	BWT	200	400	600	MWT	MILK	SS	DC	CWT	EMA	RIB	RUMP	RBY	IMF	DOC	\$A	\$D	\$GN	\$GS
		2.2	2.6	-4.7	4.1	50	89	117	101	17	2.1	-4.7	66	6.2	0.0	-0.4	0.5	2.1	7	\$195	\$160	\$256	\$178



LANDFALL ANGUS BULL SALE

LOT 209 LANDFALL KEYSTONE R288 PV

Soc Id: TFAR288
Born: 25/07/2020

Rego. Status: HBR

Purchaser

Traits observed: GL,CE,BWT,200WT,400WT,600WT,SC, Scan(EMA,Rib,Rump,IMF),DOC,Genomics

Index Values			
\$A	\$D	\$GN	\$GS
\$233	\$192	\$307	\$217

Genetic Status AMFU CAFU DDFU NHFU
Price

BOOROOMOOKA UNDERTAKEN Y145 PV
RENNYLEA EDMUND E11 PV
LAWSONS HENRY VIII Y5 SV
Sire: LANDFALL KEYSTONE K132 PV
S A V FRONT RUNNER 0713 #
LANDFALL ARCHER H807 SV
LANDFALL ARCHER X9 PV
AYRVALE BARTEL E7 PV
LANDFALL MOJO M45 SV
LANDFALL ELSA K696 #
Dam: LANDFALL POLLY P123 SV
PRIME JUGGERNAUT J15 SV
LANDFALL POLLY M247 #
LANDFALL POLLY H309 #

February 2022 TransTasman Angus Cattle Evaluation

EBV	CE-Dir	CE-Dtr	GL	BW	200	400	600	Mwt	Milk	SS	DC	CWT	EMA	Rib	Rump	RBY	IMF	DOC
	+4.3	+7.1	-7.6	+3.5	+62	+114	+151	+135	+20	+2.3	-6.1	+98	+4.5	+0.6	-0.9	-0.2	+2.3	-11
Acc	(62%)	(54%)	(84%)	(73%)	(71%)	(71%)	(72%)	(69%)	(66%)	(72%)	(43%)	(67%)	(65%)	(69%)	(66%)	(66%)	(65%)	(58%)
Perc	37	11	11	35	5	3	3	7	24	37	25	1	76	31	63	77	39	95

LOT 210 LANDFALL MOJO R967 PV

Soc Id: TFAR967
Born: 31/08/2020

Rego. Status: HBR

Purchaser

Traits observed: CE,BWT,200WT,400WT,600WT,SC, Scan(EMA,Rib,Rump,IMF),DOC,Genomics

Index Values			
\$A	\$D	\$GN	\$GS
\$226	\$202	\$295	\$207

Genetic Status AMFU CAFU DDFU NHFU
Price

AYRVALE BARTEL E7 PV
LANDFALL MOJO M45 SV
LANDFALL ELSA K696 #
Sire: LANDFALL MOJO P103 SV
V A R GENERATION 2100 PV
LANDFALL ELSA M299 #
LANDFALL ELSA F469 SV
CARABAR DOCKLANDS D62 PV
LANDFALL DOCKLANDS J60 SV
LANDFALL ELSA G256 #
Dam: LANDFALL LUCY N1070 SV
LANDFALL NEW DESIGN B30 PV
LANDFALL LUCY F313 #
LANDFALL LUCY A315 #

February 2022 TransTasman Angus Cattle Evaluation

EBV	CE-Dir	CE-Dtr	GL	BW	200	400	600	Mwt	Milk	SS	DC	CWT	EMA	Rib	Rump	RBY	IMF	DOC
	-1.0	+3.0	-4.9	+8.0	+57	+107	+128	+104	+13	+2.1	-6.0	+78	+4.6	-1.1	-1.3	+0.8	+2.9	-10
Acc	(52%)	(46%)	(67%)	(71%)	(68%)	(68%)	(70%)	(66%)	(61%)	(68%)	(36%)	(63%)	(60%)	(67%)	(63%)	(63%)	(61%)	(44%)
Perc	77	51	46	99	15	9	26	44	84	45	27	14	75	79	73	36	21	93

LOT 211 LANDFALL KEYSTONE R662 PV

Soc Id: TFAR662
Born: 10/08/2020

Rego. Status: HBR

Purchaser

Traits observed: CE,BWT,200WT,400WT,600WT,SC, Scan(EMA,Rib,Rump,IMF),DOC,Genomics

Index Values			
\$A	\$D	\$GN	\$GS
\$248	\$203	\$332	\$232

Genetic Status AMFU CAFU DDFU NHFU
Price

RENNYLEA EDMUND E11 PV
LANDFALL KEYSTONE K132 PV
LANDFALL ARCHER H807 SV
Sire: LANDFALL KEYSTONE P128 SV
V A R GENERATION 2100 PV
LANDFALL ARCHER M702 #
LANDFALL ARCHER J771 #
TE MANIA BARTEL B219 PV
AYRVALE BARTEL E7 PV
EAGLEHAWK JEDDA B32 SV
Dam: LANDFALL JOYLE P33 SV
SITZ UPWARD 307R SV
LANDFALL JOYLE M288 #
LANDFALL JOYLE J970 #

February 2022 TransTasman Angus Cattle Evaluation

EBV	CE-Dir	CE-Dtr	GL	BW	200	400	600	Mwt	Milk	SS	DC	CWT	EMA	Rib	Rump	RBY	IMF	DOC
	+8.0	+8.5	-6.7	+2.2	+54	+98	+126	+95	+23	+1.0	-4.1	+81	+7.0	-0.1	-2.1	+0.9	+2.6	+3
Acc	(55%)	(50%)	(70%)	(70%)	(68%)	(68%)	(70%)	(67%)	(62%)	(69%)	(41%)	(64%)	(61%)	(67%)	(63%)	(64%)	(62%)	(46%)
Perc	10	4	20	12	30	24	28	60	10	88	61	9	34	51	88	32	29	64

LOT 212 LANDFALL DUSTY R1774 SV (ET)

Soc Id: TFAR1774
Born: 26/08/2020

Rego. Status: HBR

Purchaser

Traits observed:

Index Values			
\$A	\$D	\$GN	\$GS
-	-	-	-

Genetic Status AMFU CAFU DDFU NHFU
Price

C R A BEXTOR 872 5205 608 #
G A R PROPHET SV
G A R OBJECTIVE 1885 #
Sire: CLUNES CROSSING DUSTY M13 PV
TE MANIA BERKLEY B1 PV
CLUNES CROSSING GLORIOUS G1 SV
TE MANIA LOWAN A1 #
KAROO W109 DIRECTION Z181 SV
CARABAR DOCKLANDS D62 PV
CARABAR BLACKCAP MARY B12 PV
Dam: LANDFALL ARCHER M1109 #
S A V 8180 TRAVELER 004 #
LANDFALL ARCHER C300 SV
LANDFALL ARCHER Q314+95 #

EBV's Available Soon

EBV	CE-Dir	CE-Dtr	GL	BW	200	400	600	Mwt	Milk	SS	DC	CWT	EMA	Rib	Rump	RBY	IMF	DOC
	-	-	-	-	-	-	-	-	-	-	-	-	-	-	-	-	-	-
Acc	(-)	(-)	(-)	(-)	(-)	(-)	(-)	(-)	(-)	(-)	(-)	(-)	(-)	(-)	(-)	(-)	(-)	(-)
Perc	-	-	-	-	-	-	-	-	-	-	-	-	-	-	-	-	-	-

BREED AVERAGE 2020 DROP ANGUS	EBV	CE-Dir	CE-Dtr	GL	BWT	200	400	600	MWT	MILK	SS	DC	CWT	EMA	RIB	RUMP	RBY	IMF	DOC	\$A	\$D	\$GN	\$GS
		2.2	2.6	-4.7	4.1	50	89	117	101	17	2.1	-4.7	66	6.2	0.0	-0.4	0.5	2.1	7	\$195	\$160	\$256	\$178



LANDFALL ANGUS BULL SALE

LOT 213 LANDFALL LORENZO R1441 ^{SV}

Soc Id: TFAR1441
Born: 08/08/2020

Rego. Status: HBR

Purchaser

Traits observed: GL,CE,BWT,200WT,400WT,600WT,SC, Scan(EMA,Rib,Rump,IMF),DOC,Genomics

Index Values			
\$A	\$D	\$GN	\$GS
\$214	\$186	\$292	\$196

Genetic Status AMFU CAFU DDFU NHFU
Price

G A R INGENUITY #
H P C A INTENSITY #
G A R PREDESTINED 287L #
Sire: RENNYLEA L519 ^{PV}
TE MANIA BERKLEY B1 ^{PV}
RENNYLEA H414 ^{SV}
RENNYLEA C310 #
CONNEALY ONWARD #
SITZ UPWARD 307R ^{SV}
SITZ HENRIETTA PRIDE 81M #
Dam: LANDFALL POLLY K356 #
TE MANIA INFINITY 04 379 AB #
LANDFALL POLLY F353 ^{SV}
LANDFALL D470 #

February 2022 TransTasman Angus Cattle Evaluation

EBV	CE-Dir	CE-Dtr	GL	BW	200	400	600	Mwt	Milk	SS	DC	CWT	EMA	Rib	Rump	RBY	IMF	DOC
	-1.7	+2.2	-5.7	+5.3	+56	+107	+128	+119	+14	+0.7	-3.9	+78	+8.2	-1.1	-1.4	+0.7	+3.1	-19
Acc	(62%)	(57%)	(84%)	(74%)	(72%)	(72%)	(73%)	(71%)	(67%)	(72%)	(45%)	(67%)	(65%)	(69%)	(66%)	(66%)	(65%)	(60%)
Perc	81	59	33	76	18	9	25	19	80	93	64	14	20	79	75	40	16	99

LOT 214 LANDFALL NEW GROUND R552 ^{SV}

Soc Id: TFAR552
Born: 07/08/2020

Rego. Status: HBR

Purchaser

Traits observed: GL,CE,BWT,200WT,400WT,600WT,SC, Scan(EMA,Rib,Rump,IMF),DOC,Genomics

Index Values			
\$A	\$D	\$GN	\$GS
\$181	\$150	\$246	\$164

Genetic Status AMFU CAFU DDFU NHFU
Price

A A R TEN X 7008 S A ^{SV}
V A R DISCOVERY 2240 ^{PV}
DEER VALLEY RITA 0308 #
Sire: LANDFALL NEW GROUND N90 ^{PV}
MATAURI REALITY 839 #
LANDFALL ELSA L88 ^{PV}
LANDFALL ELSA J139 #
BOOROOMOOKA UNDERTAKEN Y145 ^{PV}
RENNYLEA EDMUND E11 ^{PV}
LAWSON'S HENRY VIII Y5 ^{SV}
Dam: LANDFALL ARCHER K745 #
STEVENSON CATTLEMAN R142 #
LANDFALL ARCHER F95 ^{SV}
LANDFALL ARCHER C4 ^{SV}

February 2022 TransTasman Angus Cattle Evaluation

EBV	CE-Dir	CE-Dtr	GL	BW	200	400	600	Mwt	Milk	SS	DC	CWT	EMA	Rib	Rump	RBY	IMF	DOC
	+3.3	-5.3	-7.9	+5.2	+53	+95	+121	+128	+10	+2.1	-4.1	+67	+8.5	+1.3	-0.8	+0.3	+2.9	+28
Acc	(60%)	(53%)	(84%)	(75%)	(73%)	(73%)	(74%)	(71%)	(64%)	(73%)	(44%)	(67%)	(66%)	(70%)	(67%)	(67%)	(66%)	(59%)
Perc	46	97	9	74	31	34	39	11	95	45	61	48	17	16	60	58	21	5

LOT 215 LANDFALL BARTEL R680 ^{PV}

Soc Id: TFAR680
Born: 11/08/2020

Rego. Status: HBR

Purchaser

Traits observed: CE,BWT,200WT,400WT,600WT,SC, Scan(EMA,Rib,Rump,IMF),DOC,Genomics

Index Values			
\$A	\$D	\$GN	\$GS
\$206	\$175	\$260	\$190

Genetic Status AMFU CAFU DDFU NHFU
Price

TE MANIA BARTEL B219 ^{PV}
AYRVALE BARTEL E7 ^{PV}
EAGLEHAWK JEDDA B32 ^{SV}
Sire: LANDFALL BARTEL P417 ^{PV}
LANDFALL UPWARD H122 ^{SV}
LANDFALL SOUTHERN K706 ^{SV}
LANDFALL SOUTHERN G420 #
RENNYLEA EDMUND E11 ^{PV}
LANDFALL KEYSTONE K132 ^{PV}
LANDFALL ARCHER H807 ^{SV}
Dam: LANDFALL ELSA P82 ^{SV}
SITZ RLS UNDERTAKER 11582 #
LANDFALL ELSA M660 #
LANDFALL ELSA J342 ^{SV}

February 2022 TransTasman Angus Cattle Evaluation

EBV	CE-Dir	CE-Dtr	GL	BW	200	400	600	Mwt	Milk	SS	DC	CWT	EMA	Rib	Rump	RBY	IMF	DOC
	-0.4	+7.3	-5.1	+4.6	+58	+106	+141	+125	+18	+3.1	-5.4	+87	+7.9	+1.6	-0.4	+0.8	+1.3	+6
Acc	(53%)	(48%)	(70%)	(70%)	(67%)	(66%)	(69%)	(66%)	(61%)	(68%)	(39%)	(63%)	(60%)	(66%)	(62%)	(63%)	(61%)	(42%)
Perc	74	10	42	62	12	9	9	13	41	13	36	4	23	11	49	36	78	56

LOT 216 LANDFALL PROMINENT R1213 ^{PV}

Soc Id: TFAR1213
Born: 04/08/2020

Rego. Status: HBR

Purchaser

Traits observed: GL,CE,BWT,200WT,400WT,600WT,SC, Scan(EMA,Rib,Rump,IMF),DOC,Genomics

Index Values			
\$A	\$D	\$GN	\$GS
\$220	\$190	\$279	\$205

Genetic Status AMFU CAFU DDFU NHFU
Price

RENNYLEA EDMUND E11 ^{PV}
LANDFALL KEYSTONE K132 ^{PV}
LANDFALL ARCHER H807 ^{SV}
Sire: LANDFALL PROMINENT P317 ^{PV}
RENNYLEA EDMUND E11 ^{PV}
LANDFALL DAINTY L22 ^{SV}
LANDFALL DAINTY J224 #
SITZ UPWARD 307R ^{SV}
LANDFALL UPWARD H81 ^{SV}
LANDFALL ARCHER X118 #
Dam: LANDFALL K1034 #
KAROO BOOM TIME C7 ^{PV}
LANDFALL G612 #
LANDFALL D55 #

February 2022 TransTasman Angus Cattle Evaluation

EBV	CE-Dir	CE-Dtr	GL	BW	200	400	600	Mwt	Milk	SS	DC	CWT	EMA	Rib	Rump	RBY	IMF	DOC
	-1.4	+2.9	-9.7	+7.0	+61	+110	+145	+130	+13	+3.2	-4.3	+84	+10.0	-0.9	-1.4	+2.3	+1.7	+14
Acc	(55%)	(49%)	(84%)	(73%)	(70%)	(70%)	(72%)	(69%)	(62%)	(69%)	(39%)	(65%)	(62%)	(68%)	(64%)	(64%)	(62%)	(48%)
Perc	79	52	3	96	7	5	6	9	83	11	57	6	8	75	75	4	63	29

BREED AVERAGE 2020 DROP ANGUS	EBV	CE-Dir	CE-Dtr	GL	BWT	200	400	600	MWT	MILK	SS	DC	CWT	EMA	RIB	RUMP	RBY	IMF	DOC	\$A	\$D	\$GN	\$GS
		2.2	2.6	-4.7	4.1	50	89	117	101	17	2.1	-4.7	66	6.2	0.0	-0.4	0.5	2.1	7	\$195	\$160	\$256	\$178



LANDFALL ANGUS BULL SALE



LANDFALL ANGUS BULL SALE

LOT 217 LANDFALL NEW GROUND R573 ^{PV}

Soc Id: TFAR573
Born: 08/08/2020

Rego. Status: APR

Purchaser

Traits observed: GL,CE,BWT,200WT,400WT,600WT,SC, Scan(EMA,Rib,Rump,IMF),DOC,Genomics

Index Values			
\$A	\$D	\$GN	\$GS
\$166	\$142	\$210	\$153

Genetic Status AMFU CAFU DDFU NHFU
Price

A A R TEN X 7008 S A ^{SV}
V A R DISCOVERY 2240 ^{PV}
DEER VALLEY RITA 0308 [#]
Sire: LANDFALL NEW GROUND N90 ^{PV}
MATAURI REALITY 839 [#]
LANDFALL ELSA L88 ^{PV}
LANDFALL ELSA J139 [#]

BOOROOMOOKA UNDERTAKEN Y145 ^{PV}
RENNYLEA EDMUND E11 ^{PV}
LAWSON'S HENRY VIII Y5 ^{SV}
Dam: LANDFALL N951 ^{SV}
SYDGEN TRUST 6228 [#]
LANDFALL H685 [#]
LANDFALL D580 [#]

February 2022 TransTasman Angus Cattle Evaluation

EBV	CE-Dir	CE-Dtr	GL	BW	200	400	600	Mwt	Milk	SS	DC	CWT	EMA	Rib	Rump	RBY	IMF	DOC
	-1.6	-5.2	-5.6	+6.7	+54	+104	+141	+143	+18	+5.0	-6.8	+76	+4.5	+1.4	-0.3	+1.1	+1.8	+21
Acc	(59%)	(52%)	(85%)	(74%)	(72%)	(72%)	(73%)	(69%)	(63%)	(72%)	(44%)	(67%)	(66%)	(70%)	(66%)	(67%)	(66%)	(56%)
Perc	80	97	34	94	27	12	9	4	43	1	16	19	76	14	47	25	59	12

LOT 218 LANDFALL NEW GROUND R752 ^{PV}

Soc Id: TFAR752
Born: 12/08/2020

Rego. Status: HBR

Purchaser

Traits observed: GL,CE,BWT,200WT,400WT,600WT,SC, Scan(EMA,Rib,Rump,IMF),DOC,Genomics

Index Values			
\$A	\$D	\$GN	\$GS
\$219	\$182	\$287	\$204

Genetic Status AMFU CAFU DDFU NHFU
Price

A A R TEN X 7008 S A ^{SV}
V A R DISCOVERY 2240 ^{PV}
DEER VALLEY RITA 0308 [#]
Sire: LANDFALL NEW GROUND N90 ^{PV}
MATAURI REALITY 839 [#]
LANDFALL ELSA L88 ^{PV}
LANDFALL ELSA J139 [#]

SUMMITCREST COMPLETE 1P55 [#]
KM BROKEN BOW 002 ^{PV}
SUMMITCREST PRINCESS 0P12 [#]
Dam: LANDFALL EMIT K204 ^{PV}
ARDOSSAN ADMIRAL A2 ^{PV}
LANDFALL FEARLESS D58 ^{SV}
LANDFALL B101 [#]

February 2022 TransTasman Angus Cattle Evaluation

EBV	CE-Dir	CE-Dtr	GL	BW	200	400	600	Mwt	Milk	SS	DC	CWT	EMA	Rib	Rump	RBY	IMF	DOC
	+4.3	-2.7	-3.5	+4.3	+62	+109	+145	+139	+17	+4.3	-5.0	+88	+8.5	-0.4	-2.5	+1.7	+1.9	+30
Acc	(60%)	(51%)	(85%)	(75%)	(73%)	(73%)	(74%)	(70%)	(64%)	(73%)	(42%)	(67%)	(66%)	(70%)	(67%)	(66%)	(66%)	(58%)
Perc	37	91	70	54	6	7	6	5	56	2	44	3	17	61	92	10	55	3

LOT 219 LANDFALL BARTEL R984 ^{PV}

Soc Id: TFAR984
Born: 03/09/2020

Rego. Status: HBR

Purchaser

Traits observed: CE,BWT,200WT,400WT,600WT,SC, Scan(EMA,Rib,Rump,IMF),DOC,Genomics

Index Values			
\$A	\$D	\$GN	\$GS
\$215	\$190	\$268	\$198

Genetic Status AMFU CAFU DDFU NHFU
Price

TE MANIA BARTEL B219 ^{PV}
AYRVALE BARTEL E7 ^{PV}
EAGLEHAWK JEDDA B32 ^{SV}
Sire: LANDFALL BARTELL P442 ^{SV}
RENNYLEA EDMUND E11 ^{PV}
LANDFALL JOYLE K213 [#]
LANDFALL JOYLE H633 [#]

CONNEALY FRONTLINE [#]
S A V FRONT RUNNER 0713 [#]
JACS BLOSSOM 5357 [#]
Dam: LANDFALL ARCHER H807 ^{SV}
DUNOON REAGAN R093+96 ^{SV}
LANDFALL ARCHER X9 ^{PV}
LANDFALL ARCHER T74 [#]

February 2022 TransTasman Angus Cattle Evaluation

EBV	CE-Dir	CE-Dtr	GL	BW	200	400	600	Mwt	Milk	SS	DC	CWT	EMA	Rib	Rump	RBY	IMF	DOC
	+2.1	+5.3	-4.0	+4.1	+51	+94	+119	+99	+20	+1.8	-6.4	+80	+10.3	-0.4	-1.9	+2.1	+1.2	+5
Acc	(58%)	(52%)	(68%)	(73%)	(70%)	(70%)	(72%)	(69%)	(64%)	(70%)	(43%)	(66%)	(63%)	(68%)	(65%)	(65%)	(63%)	(53%)
Perc	56	26	61	49	44	36	44	53	28	59	21	11	7	61	85	5	82	57

LOT 220 LANDFALL LEONARDO R321 ^{PV}

Soc Id: TFAR321
Born: 28/07/2020

Rego. Status: HBR

Purchaser

Traits observed: GL,CE,BWT,200WT,400WT,600WT,SC, Scan(EMA,Rib,Rump,IMF),DOC,Genomics

Index Values			
\$A	\$D	\$GN	\$GS
\$229	\$197	\$312	\$214

Genetic Status AMFU CAFU DDFU NHFU
Price

A A R TEN X 7008 S A ^{SV}
DEER VALLEY ALL IN ^{SV}
DEER VALLEY RITA 0274 [#]
Sire: LANDFALL LEONARDO L24 ^{PV}
LANDFALL MODEST F178 ^{SV}
LANDFALL JOYLE J527 ^{SV}
LANDFALL JOYLE A503 [#]

A A R TEN X 7008 S A ^{SV}
V A R DISCOVERY 2240 ^{PV}
DEER VALLEY RITA 0308 [#]
Dam: LANDFALL ARCHER P1145 ^{PV}
STEVENSON CATTLEMAN R142 [#]
LANDFALL ARCHER F95 ^{SV}
LANDFALL ARCHER C4 ^{SV}

February 2022 TransTasman Angus Cattle Evaluation

EBV	CE-Dir	CE-Dtr	GL	BW	200	400	600	Mwt	Milk	SS	DC	CWT	EMA	Rib	Rump	RBY	IMF	DOC
	-1.3	+0.1	-2.5	+5.2	+65	+126	+158	+141	+21	+3.2	-2.5	+85	+7.8	-1.2	-2.6	+1.4	+2.7	+10
Acc	(61%)	(54%)	(84%)	(75%)	(73%)	(73%)	(74%)	(71%)	(68%)	(73%)	(42%)	(68%)	(66%)	(70%)	(67%)	(67%)	(66%)	(58%)
Perc	79	76	83	74	3	1	2	4	23	11	85	5	24	82	93	16	26	41

BREED AVERAGE 2020 DROP ANGUS	EBV	CE-Dir	CE-Dtr	GL	BWT	200	400	600	MWT	MILK	SS	DC	CWT	EMA	RIB	RUMP	RBY	IMF	DOC	\$A	\$D	\$GN	\$GS
		2.2	2.6	-4.7	4.1	50	89	117	101	17	2.1	-4.7	66	6.2	0.0	-0.4	0.5	2.1	7	\$195	\$160	\$256	\$178



LANDFALL ANGUS BULL SALE

LOT 221 LANDFALL DUSTY R1691^{PV} (ET)

Soc Id: TFAR1691
Born: 17/08/2020

Rego. Status: HBR

Index Values			
\$A	\$D	\$GN	\$GS
\$268	\$230	\$338	\$249

Genetic Status AMFU CAFU DDFU NHFU
Price

Purchaser

Traits observed: 200WT,400WT,600WT,SC, Scan(EMA,Rib,Rump,IMF),DOC,Genomics

C R A BEXTOR 872 5205 608[#]
G A R PROPHET^{SV}
G A R OBJECTIVE 1885[#]
Sire: CLUNES CROSSING DUSTY M13^{PV}
TE MANIA BERKLEY B1^{PV}
CLUNES CROSSING GLORIOUS G1^{SV}
TE MANIA LOWAN A1[#]
BASIN FRANCHISE P142[#]
EF COMPLEMENT 8088^{PV}
EF EVERELDA ENTENSE 6117[#]
Dam: LANDFALL ELSA M508^{PV}
ARDROSSAN EQUATOR A241^{PV}
LANDFALL ELSA G455^{SV}
LANDFALL ELSA C127[#]

February 2022 TransTasman Angus Cattle Evaluation																		
EBV	CE-Dir	CE-Dtr	GL	BW	200	400	600	Mwt	Milk	SS	DC	CWT	EMA	Rib	Rump	RBY	IMF	DOC
	+2.5	+4.7	-3.0	+5.7	+62	+92	+116	+107	+11	+1.8	-9.7	+72	+17.0	+0.4	-1.4	+2.4	+1.9	+11
Acc	(62%)	(56%)	(71%)	(75%)	(74%)	(74%)	(74%)	(71%)	(66%)	(73%)	(45%)	(68%)	(66%)	(70%)	(67%)	(67%)	(66%)	(61%)
Perc	53	32	77	83	6	42	53	38	94	59	2	30	1	36	75	3	55	38

LOT 222 LANDFALL DISCOVERY R797^{PV}

Soc Id: TFAR797
Born: 16/08/2020

Rego. Status: APR

Index Values			
\$A	\$D	\$GN	\$GS
\$214	\$174	\$291	\$199

Genetic Status AMFU CAFU DDFU NHFU
Price

Purchaser

Traits observed: CE,BWT,200WT,400WT,600WT,SC, Scan(EMA,Rib,Rump,IMF),DOC,Genomics

A A R TEN X 7008 S A^{SV}
V A R DISCOVERY 2240^{PV}
DEER VALLEY RITA 0308[#]
Sire: LANDFALL DISCOVERY P658^{SV}
TC ABERDEEN 759^{SV}
LANDFALL DAINTY H554[#]
LANDFALL DAINTY Z154[#]
DEER VALLEY ALL IN^{SV}
LANDFALL LEONARDO L24^{PV}
LANDFALL JOYLE J527^{SV}
Dam: LANDFALL EGRET P215^{SV}
PRIME JUGGERNAUT J15^{SV}
LANDFALL EGRET M670[#]
LANDFALL EGRET H369^{PV}

February 2022 TransTasman Angus Cattle Evaluation																		
EBV	CE-Dir	CE-Dtr	GL	BW	200	400	600	Mwt	Milk	SS	DC	CWT	EMA	Rib	Rump	RBY	IMF	DOC
	-0.8	-2.9	-2.3	+6.0	+61	+116	+154	+141	+20	+1.5	-2.6	+81	+11.3	+0.1	-2.3	+1.3	+2.8	+11
Acc	(54%)	(49%)	(69%)	(70%)	(69%)	(69%)	(70%)	(67%)	(62%)	(69%)	(38%)	(65%)	(61%)	(67%)	(63%)	(64%)	(62%)	(44%)
Perc	76	92	85	87	7	3	2	4	28	72	84	10	4	45	90	19	23	39

LOT 223 LANDFALL NEW GROUND R299^{PV}

Soc Id: TFAR299
Born: 27/07/2020

Rego. Status: HBR

Index Values			
\$A	\$D	\$GN	\$GS
\$229	\$192	\$300	\$219

Genetic Status AMFU CAFU DDFU NHFU
Price

Purchaser

Traits observed: GL,CE,BWT,200WT,400WT,600WT,SC, Scan(EMA,Rib,Rump,IMF),DOC,Genomics

A A R TEN X 7008 S A^{SV}
V A R DISCOVERY 2240^{PV}
DEER VALLEY RITA 0308[#]
Sire: LANDFALL NEW GROUND N90^{PV}
MATAURI REALITY 839[#]
LANDFALL ELSA L88^{PV}
LANDFALL ELSA J139[#]
TE MANIA BARTEL B219^{PV}
AYRVALE BARTEL E7^{PV}
EAGLEHAWK JEDDA B32^{SV}
Dam: LANDFALL ARCHER P853^{SV}
RENNYLEA EDMUND E11^{PV}
LANDFALL ARCHER K541[#]
LANDFALL ARCHER E632[#]

February 2022 TransTasman Angus Cattle Evaluation																		
EBV	CE-Dir	CE-Dtr	GL	BW	200	400	600	Mwt	Milk	SS	DC	CWT	EMA	Rib	Rump	RBY	IMF	DOC
	-0.2	-2.9	-4.1	+5.2	+54	+94	+119	+112	+15	+5.8	-9.4	+68	+10.2	+1.5	+1.2	+0.7	+3.3	+10
Acc	(60%)	(53%)	(85%)	(74%)	(73%)	(72%)	(73%)	(70%)	(64%)	(72%)	(45%)	(67%)	(66%)	(71%)	(67%)	(68%)	(66%)	(58%)
Perc	73	92	60	74	27	36	44	29	72	1	2	46	7	13	14	40	12	41

LOT 224 LANDFALL KEYSTONE R985^{PV} (ET)

Soc Id: TFAR985
Born: 03/09/2020

Rego. Status: HBR

Index Values			
\$A	\$D	\$GN	\$GS
\$209	\$179	\$284	\$192

Genetic Status AMFU CAFU DDFU NHFU
Price

Purchaser

Traits observed: BWT,200WT,400WT,600WT,SC, Scan(EMA,Rib,Rump,IMF),DOC,Genomics

BOOROOMOOKA UNDERTAKEN Y145^{PV}
RENNYLEA EDMUND E11^{PV}
LAWSONS HENRY VIII Y5^{SV}
Sire: LANDFALL KEYSTONE K132^{PV}
S A V FRONT RUNNER 0713[#]
LANDFALL ARCHER H807^{SV}
LANDFALL ARCHER X9^{PV}
TC ABERDEEN 759^{SV}
LANDFALL HANK H68^{PV}
LANDFALL POLLY F353^{SV}
Dam: LANDFALL DAINTY L198^{SV}
LANDFALL INFINITY D17^{SV}
LANDFALL DAINTY J922[#]
LANDFALL DAINTY C155[#]

February 2022 TransTasman Angus Cattle Evaluation																		
EBV	CE-Dir	CE-Dtr	GL	BW	200	400	600	Mwt	Milk	SS	DC	CWT	EMA	Rib	Rump	RBY	IMF	DOC
	-0.4	+1.1	-2.1	+4.1	+56	+109	+132	+108	+22	+2.5	-7.4	+85	+1.9	+2.2	+0.8	-2.2	+2.8	+4
Acc	(64%)	(56%)	(71%)	(75%)	(74%)	(74%)	(75%)	(71%)	(68%)	(73%)	(44%)	(69%)	(66%)	(71%)	(68%)	(67%)	(66%)	(63%)
Perc	74	69	87	49	21	7	19	37	13	29	11	5	97	6	20	99	23	62

BREED AVERAGE 2020 DROP ANGUS	EBV	CE-Dir	CE-Dtr	GL	BWT	200	400	600	MWT	MILK	SS	DC	CWT	EMA	RIB	RUMP	RBY	IMF	DOC	\$A	\$D	\$GN	\$GS
		2.2	2.6	-4.7	4.1	50	89	117	101	17	2.1	-4.7	66	6.2	0.0	-0.4	0.5	2.1	7	\$195	\$160	\$256	\$178



LANDFALL ANGUS BULL SALE

LOT 225 LANDFALL FIREBALL R1350 ^{PV} (ET)

Soc Id: TFAR1350
Born: 07/08/2020

Rego. Status: HBR

Purchaser

Traits observed: BWT,200WT,400WT,600WT,SC, Scan(EMA,Rib,Rump,IMF),DOC,Genomics

Index Values			
\$A	\$D	\$GN	\$GS
\$261	\$218	\$354	\$251

Genetic Status AMFU CAFU DDFU NHFU
Price

G A R SURE FIRE ^{SV}
G A R SURE FIRE 6404 [#]
G A R COMPLETE N281 [#]
Sire: GB FIREBALL 672 ^{PV}
G A R ANTICIPATION [#]
GB ANTICIPATION 432 [#]
GB AMBUSH 269 [#]

A A R TEN X 7008 S A ^{SV}
V A R DISCOVERY 2240 ^{PV}
DEER VALLEY RITA 0308 [#]
Dam: LANDFALL PRINCESS N869 ^{SV}
TE MANIA INFINITY 04 379 AB [#]
LANDFALL PRINCESS D48 ^{SV}
LANDFALL B453 [#]

February 2022 TransTasman Angus Cattle Evaluation

EBV	CE-Dir	CE-Dtr	GL	BW	200	400	600	Mwt	Milk	SS	DC	CWT	EMA	Rib	Rump	RBY	IMF	DOC
	+8.9	+8.0	-8.5	+0.3	+53	+101	+124	+112	+19	+2.7	-5.9	+71	+8.4	-0.3	-0.3	+1.1	+3.5	+2
Acc	(61%)	(49%)	(72%)	(75%)	(74%)	(73%)	(74%)	(70%)	(65%)	(73%)	(40%)	(68%)	(66%)	(70%)	(67%)	(67%)	(66%)	(58%)
Perc	6	6	6	2	31	18	33	30	37	23	28	34	18	57	47	25	9	68

LOT 226 LANDFALL DISCOVERY R651 ^{PV}

Soc Id: TFAR651
Born: 09/08/2020

Rego. Status: APR

Purchaser

Traits observed: CE,BWT,200WT,400WT,600WT,SC, Scan(EMA,Rib,Rump,IMF),DOC,Genomics

Index Values			
\$A	\$D	\$GN	\$GS
\$180	\$145	\$239	\$167

Genetic Status AMFU CAF DDFU NHFU
Price

A A R TEN X 7008 S A ^{SV}
V A R DISCOVERY 2240 ^{PV}
DEER VALLEY RITA 0308 [#]
Sire: LANDFALL DISCOVERY P320 ^{SV}
L T 598 BANDO 9074 [#]
LANDFALL ELSA J844 [#]
LANDFALL ELSA E56 ^{SV}

MATAURI REALITY 839 [#]
LANDFALL REALITY M148 ^{SV}
LANDFALL MAGIC K1106 [#]
Dam: LANDFALL QUAKER P424 ^{PV}
LANDFALL GATSBY K150 ^{PV}
LANDFALL QUAKER M541 ^{SV}
LANDFALL QUAKER G412 [#]

February 2022 TransTasman Angus Cattle Evaluation

EBV	CE-Dir	CE-Dtr	GL	BW	200	400	600	Mwt	Milk	SS	DC	CWT	EMA	Rib	Rump	RBY	IMF	DOC
	+5.2	+3.6	-6.0	+3.2	+45	+88	+114	+104	+14	+1.9	-3.1	+60	+8.7	+3.7	+3.0	-1.3	+2.7	-16
Acc	(51%)	(46%)	(67%)	(70%)	(67%)	(67%)	(68%)	(66%)	(61%)	(66%)	(37%)	(63%)	(60%)	(66%)	(62%)	(63%)	(60%)	(41%)
Perc	29	44	28	29	74	55	58	43	81	54	77	75	16	1	2	96	26	98

LOT 227 LANDFALL KEYSTONE R927 ^{PV} (ET)

Soc Id: TFAR927
Born: 25/08/2020

Rego. Status: HBR

Purchaser

Traits observed: BWT,200WT,400WT,600WT,SC, Scan(EMA,Rib,Rump,IMF),DOC,Genomics

Index Values			
\$A	\$D	\$GN	\$GS
\$195	\$158	\$263	\$180

Genetic Status AMFU CAFU DDFU NHFU
Price

BOOROOMOOKA UNDERTAKEN Y145 ^{PV}
RENNYLEA EDMUND E11 ^{PV}
LAWSONS HENRY VIII Y5 ^{SV}
Sire: LANDFALL KEYSTONE K132 ^{PV}
S A V FRONT RUNNER 0713 [#]
LANDFALL ARCHER H807 ^{SV}
LANDFALL ARCHER X9 ^{PV}

TC ABERDEEN 759 ^{SV}
LANDFALL HANK H68 ^{PV}
LANDFALL POLLY F353 ^{SV}
Dam: LANDFALL DAINTY L198 ^{SV}
LANDFALL INFINTY D17 ^{SV}
LANDFALL DAINTY J922 [#]
LANDFALL DAINTY C155 [#]

February 2022 TransTasman Angus Cattle Evaluation

EBV	CE-Dir	CE-Dtr	GL	BW	200	400	600	Mwt	Milk	SS	DC	CWT	EMA	Rib	Rump	RBY	IMF	DOC
	+9.3	+6.5	-7.1	-0.1	+48	+102	+133	+114	+25	+2.2	-5.7	+81	+1.4	+0.8	-1.0	-1.5	+2.6	+4
Acc	(64%)	(56%)	(71%)	(76%)	(74%)	(74%)	(75%)	(72%)	(68%)	(73%)	(45%)	(69%)	(67%)	(71%)	(68%)	(68%)	(67%)	(63%)
Perc	5	15	16	1	61	15	18	26	5	41	31	10	98	26	66	98	29	62

LOT 228 LANDFALL KEYSTONE R687 ^{PV}

Soc Id: TFAR687
Born: 11/08/2020

Rego. Status: HBR

Purchaser

Traits observed: CE,BWT,200WT,400WT,600WT,SC, Scan(EMA,Rib,Rump,IMF),DOC,Genomics

Index Values			
\$A	\$D	\$GN	\$GS
\$215	\$176	\$285	\$198

Genetic Status AMFU CAFU DDFU NHFU
Price

RENNYLEA EDMUND E11 ^{PV}
LANDFALL KEYSTONE K132 ^{PV}
LANDFALL ARCHER H807 ^{SV}
Sire: LANDFALL KEYSTONE P199 ^{PV}
EF COMPLEMENT 8088 ^{PV}
LANDFALL FEARLESS M748 ^{PV}
LANDFALL FEARLESS H34 ^{SV}

AYRVALE BARTEL E7 ^{PV}
LANDFALL MOJO M45 ^{SV}
LANDFALL ELSA K696 [#]
Dam: LANDFALL SOUTHERN P275 ^{PV}
LANDFALL MODEST F56 ^{PV}
LANDFALL SOUTHERN M976 ^{SV}
LANDFALL SOUTHERN G420 [#]

February 2022 TransTasman Angus Cattle Evaluation

EBV	CE-Dir	CE-Dtr	GL	BW	200	400	600	Mwt	Milk	SS	DC	CWT	EMA	Rib	Rump	RBY	IMF	DOC
	-6.3	+6.5	-5.7	+6.1	+67	+122	+166	+157	+14	+1.2	-4.2	+93	+4.9	-2.2	-3.3	+1.5	+1.9	-2
Acc	(53%)	(48%)	(70%)	(70%)	(68%)	(67%)	(69%)	(66%)	(61%)	(69%)	(37%)	(63%)	(60%)	(66%)	(62%)	(63%)	(61%)	(45%)
Perc	95	15	33	88	2	1	1	1	77	82	59	2	70	95	97	14	55	80

BREED AVERAGE 2020 DROP ANGUS																						
EBV	CE-Dir	CE-Dtr	GL	BWT	200	400	600	MWT	MILK	SS	DC	CWT	EMA	RIB	RUMP	RBY	IMF	DOC	\$A	\$D	\$GN	\$GS
	2.2	2.6	-4.7	4.1	50	89	117	101	17	2.1	-4.7	66	6.2	0.0	-0.4	0.5	2.1	7	\$195	\$160	\$256	\$178



LANDFALL ANGUS BULL SALE

LOT 229 LANDFALL DUSTY R763^{PV} (ET)

Soc Id: TFAR763
Born: 12/08/2020

Rego. Status: HBR

Index Values			
\$A	\$D	\$GN	\$GS
\$235	\$189	\$316	\$220

Genetic Status AMFU CAFU DDFU NHFU

Purchaser

Price

Traits observed: BWT,200WT,400WT,600WT,SC, Scan(EMA,Rib,Rump,IMF),DOC,Genomics

C R A BEXTOR 872 5205 608[#]
G A R PROPHET^{SV}
G A R OBJECTIVE 1885[#]
Sire: **CLUNES CROSSING DUSTY M13^{PV}**
TE MANIA BERKLEY B1^{PV}
CLUNES CROSSING GLORIOUS G1^{SV}
TE MANIA LOWAN A1[#]
TC ABERDEEN 759^{SV}
LANDFALL HANK H68^{PV}
LANDFALL POLLY F353^{SV}
Dam: **LANDFALL DAINTY L34^{SV}**
LANDFALL MODEST F56^{PV}
LANDFALL DAINTY J168[#]
LANDFALL DAINTY G183[#]

February 2022 TransTasman Angus Cattle Evaluation																		
EBV	CE-Dir	CE-Dtr	GL	BW	200	400	600	Mwt	Milk	SS	DC	CWT	EMA	Rib	Rump	RBY	IMF	DOC
	-4.2	-7.2	-5.1	+6.2	+61	+110	+145	+120	+16	+1.0	-5.6	+77	+10.2	-0.3	-1.5	+0.7	+2.9	-12
Acc	(62%)	(55%)	(73%)	(76%)	(74%)	(74%)	(75%)	(71%)	(65%)	(73%)	(42%)	(67%)	(66%)	(70%)	(67%)	(66%)	(66%)	(62%)
Perc	90	99	42	89	7	5	6	18	66	88	33	16	7	57	77	40	21	95

LOT 230 LANDFALL MOJO R893^{PV}

Soc Id: TFAR893
Born: 20/08/2020

Rego. Status: HBR

Index Values			
\$A	\$D	\$GN	\$GS
\$230	\$193	\$303	\$215

Genetic Status AMFU CAFU DDFU NHFU

Purchaser

Price

Traits observed: CE,BWT,200WT,400WT,600WT, Scan(EMA,Rib,Rump,IMF),DOC,Genomics

AYRVALE BARTEL E7^{PV}
LANDFALL MOJO M45^{SV}
LANDFALL ELSA K696[#]
Sire: **LANDFALL MOJO P103^{SV}**
V A R GENERATION 2100^{PV}
LANDFALL ELSA M299[#]
LANDFALL ELSA F469^{SV}
SITZ TOP GAME 561X[#]
JMB TRACTION 292^{PV}
JMB EMULOTA 013[#]
Dam: **LANDFALL ELSA N665^{SV}**
SITZ UPWARD 307R^{SV}
LANDFALL ELSA K696[#]
LANDFALL ELSA F485[#]

February 2022 TransTasman Angus Cattle Evaluation																		
EBV	CE-Dir	CE-Dtr	GL	BW	200	400	600	Mwt	Milk	SS	DC	CWT	EMA	Rib	Rump	RBY	IMF	DOC
	-2.6	+4.4	-9.5	+4.8	+54	+97	+123	+103	+20	+2.3	-4.8	+64	+9.3	+0.7	+0.2	+1.7	+2.5	-8
Acc	(56%)	(50%)	(72%)	(73%)	(71%)	(71%)	(72%)	(69%)	(64%)	(65%)	(39%)	(66%)	(63%)	(69%)	(65%)	(66%)	(64%)	(49%)
Perc	85	35	3	66	29	26	34	45	24	37	48	59	11	28	33	10	32	90

LOT 231 LANDFALL MOJO R799^{PV}

Soc Id: TFAR799
Born: 16/08/2020

Rego. Status: APR

Index Values			
\$A	\$D	\$GN	\$GS
\$193	\$155	\$246	\$177

Genetic Status AMFU CAFU DDFU NHFU

Purchaser

Price

Traits observed: CE,BWT,200WT,400WT,600WT,SC, Scan(EMA,Rib,Rump,IMF),DOC,Genomics

AYRVALE BARTEL E7^{PV}
LANDFALL MOJO M45^{SV}
LANDFALL ELSA K696[#]
Sire: **LANDFALL MOJO P159^{PV}**
LANDFALL RIGHT TIME 24J G265^{SV}
LANDFALL M878^{SV}
LANDFALL ELSA F485[#]
MATAURI REALITY 839[#]
LANDFALL REALITY L154^{PV}
LANDFALL ELSA J382^{SV}
Dam: **LANDFALL JOYLE N367^{SV}**
MILWILLAH GATSBY G279^{PV}
LANDFALL JOYLE L752[#]
LANDFALL JOYLE H604[#]

February 2022 TransTasman Angus Cattle Evaluation																		
EBV	CE-Dir	CE-Dtr	GL	BW	200	400	600	Mwt	Milk	SS	DC	CWT	EMA	Rib	Rump	RBY	IMF	DOC
	+2.3	+2.5	-6.0	+6.4	+53	+96	+134	+118	+14	+2.8	-6.0	+79	+2.3	+0.3	-0.6	+0.1	+2.1	-13
Acc	(52%)	(46%)	(66%)	(71%)	(68%)	(68%)	(70%)	(66%)	(60%)	(68%)	(36%)	(63%)	(60%)	(66%)	(62%)	(62%)	(60%)	(46%)
Perc	55	56	28	91	31	30	16	21	80	20	27	12	95	39	55	66	47	96

LOT 232 LANDFALL DISCOVERY R735^{PV}

Soc Id: TFAR735
Born: 12/08/2020

Rego. Status: HBR

Index Values			
\$A	\$D	\$GN	\$GS
\$239	\$207	\$309	\$223

Genetic Status AMFU CAFU DDFU NHFU

Purchaser

Price

Traits observed: CE,BWT,200WT,400WT,600WT,SC, Scan(EMA,Rib,Rump,IMF),DOC,Genomics

A A R TEN X 7008 S A^{SV}
V A R DISCOVERY 2240^{PV}
DEER VALLEY RITA 0308[#]
Sire: **LANDFALL DISCOVERY P16^{SV}**
MATAURI REALITY 839[#]
LANDFALL JOYLE M656[#]
LANDFALL JOYLE G432[#]
SITZ TOP GAME 561X[#]
JMB TRACTION 292^{PV}
JMB EMULOTA 013[#]
Dam: **LANDFALL ELSA P873^{SV}**
RENNYLEA EDMUND E11^{PV}
LANDFALL ELSA L144[#]
LANDFALL ELSA J586[#]

February 2022 TransTasman Angus Cattle Evaluation																		
EBV	CE-Dir	CE-Dtr	GL	BW	200	400	600	Mwt	Milk	SS	DC	CWT	EMA	Rib	Rump	RBY	IMF	DOC
	+0.9	-0.6	-8.9	+5.9	+63	+109	+138	+132	+17	+4.2	-7.2	+79	+8.4	-1.0	-0.5	+1.9	+2.1	+20
Acc	(54%)	(49%)	(69%)	(70%)	(68%)	(67%)	(69%)	(66%)	(61%)	(66%)	(38%)	(63%)	(61%)	(66%)	(63%)	(63%)	(61%)	(46%)
Perc	65	81	5	86	5	7	11	8	53	2	12	12	18	77	52	7	47	13

BREED AVERAGE 2020 DROP ANGUS	EBV	CE-Dir	CE-Dtr	GL	BWT	200	400	600	MWT	MILK	SS	DC	CWT	EMA	RIB	RUMP	RBY	IMF	DOC	\$A	\$D	\$GN	\$GS
		2.2	2.6	-4.7	4.1	50	89	117	101	17	2.1	-4.7	66	6.2	0.0	-0.4	0.5	2.1	7	\$195	\$160	\$256	\$178

LANDFALL ANGUS BULL SALE

LOT 233 LANDFALL NEW GROUND R157 ^{PV}

Soc Id: TFAR157
Born: 22/07/2020

Rego. Status: HBR

Purchaser

Traits observed: GL,CE,BWT,200WT,400WT,600WT,SC, Scan(EMA,Rib,Rump,IMF),DOC,Genomics

Index Values			
\$A	\$D	\$GN	\$GS
\$188	\$160	\$239	\$174

Genetic Status AMFU CAFU DDFU NHFU
Price

A A R TEN X 7008 S A ^{SV}
V A R DISCOVERY 2240 ^{PV}
DEER VALLEY RITA 0308 [#]
Sire: LANDFALL NEW GROUND N90 ^{PV}
MATAURI REALITY 839 [#]
LANDFALL ELSA L88 ^{PV}
LANDFALL ELSA J139 [#]
RENNYLEA EDMUND E11 ^{PV}
LANDFALL KEYSTONE K132 ^{PV}
LANDFALL ARCHER H807 ^{SV}
Dam: LANDFALL FLOCK P937 ^{PV}
LANDFALL FORCE F3 ^{SV}
LANDFALL L897 ^{SV}
LANDFALL FLOCK E166 [#]

February 2022 TransTasman Angus Cattle Evaluation

EBV	CE-Dir	CE-Dtr	GL	BW	200	400	600	Mwt	Milk	SS	DC	CWT	EMA	Rib	Rump	RBY	IMF	DOC
	+4.6	+1.6	-5.8	+4.2	+51	+97	+129	+123	+19	+4.0	-3.4	+68	+10.8	+0.5	-2.5	+2.5	+1.7	+27
Acc	(58%)	(49%)	(84%)	(73%)	(71%)	(71%)	(72%)	(68%)	(62%)	(71%)	(40%)	(65%)	(64%)	(68%)	(65%)	(65%)	(64%)	(57%)
Perc	35	65	31	52	45	27	24	15	37	3	73	44	5	33	92	3	63	6

LOT 234 LANDFALL DUSTY R402 ^{SV}

Soc Id: TFAR402
Born: 03/08/2020

Rego. Status: APR

Purchaser

Traits observed: GL,CE,BWT,200WT,400WT,600WT,SC, Scan(EMA,Rib,Rump,IMF),DOC,Genomics

Index Values			
\$A	\$D	\$GN	\$GS
\$267	\$233	\$347	\$248

Genetic Status AMFU CAFU DDFU NHFU
Price

C R A BEXTOR 872 5205 608 [#]
G A R PROPHET ^{SV}
G A R OBJECTIVE 1885 [#]
Sire: CLUNES CROSSING DUSTY M13 ^{PV}
TE MANIA BERKLEY B1 ^{PV}
CLUNES CROSSING GLORIOUS G1 ^{SV}
TE MANIA LOWAN A1 [#]
L T 598 BANDO 9074 [#]
YANCOWINNA EXPORT E16 ^{SV}
YANCOWINNA B173 [#]
Dam: LANDFALL GEISHA H52 [#]
TE MANIA INFINITY 04 379 AB [#]
LANDFALL GEISHA F602 [#]
LANDFALL GEISHA A510 [#]

February 2022 TransTasman Angus Cattle Evaluation

EBV	CE-Dir	CE-Dtr	GL	BW	200	400	600	Mwt	Milk	SS	DC	CWT	EMA	Rib	Rump	RBY	IMF	DOC
	+5.2	+5.1	-10.1	+4.6	+56	+96	+114	+86	+17	+1.0	-7.9	+71	+8.7	-1.3	-1.9	+1.6	+2.6	+3
Acc	(59%)	(52%)	(84%)	(74%)	(71%)	(71%)	(73%)	(69%)	(63%)	(71%)	(41%)	(65%)	(63%)	(68%)	(64%)	(64%)	(63%)	(56%)
Perc	29	28	2	62	18	30	56	77	54	88	7	35	16	84	85	12	29	66

LOT 235 LANDFALL BEAST MODE R762 ^{PV} (ET)

Soc Id: TFAR762
Born: 12/08/2020

Rego. Status: HBR

Purchaser

Traits observed: BWT,200WT,400WT,600WT,SC, Scan(EMA,Rib,Rump,IMF),DOC,Genomics

Index Values			
\$A	\$D	\$GN	\$GS
\$272	\$229	\$355	\$257

Genetic Status AMFU CAFU DDFU NHFU
Price

C R A BEXTOR 872 5205 608 [#]
G A R PROPHET ^{SV}
G A R OBJECTIVE 1885 [#]
Sire: BALDRIDGE BEAST MODE B074 ^{PV}
STYLES UPGRADE J59 [#]
BALDRIDGE ISABEL Y69 [#]
BALDRIDGE ISABEL T935 [#]
BOOROOMOOKA UNDERTAKEN Y145 ^{PV}
RENNYLEA EDMUND E11 ^{PV}
LAWSONS HENRY VIII Y5 ^{SV}
Dam: LANDFALL DAINTY L181 ^{SV}
COONAMBLE ELEVATOR E11 ^{PV}
LANDFALL DAINTY J693 [#]
LANDFALL DAINTY Y105 [#]

February 2022 TransTasman Angus Cattle Evaluation

EBV	CE-Dir	CE-Dtr	GL	BW	200	400	600	Mwt	Milk	SS	DC	CWT	EMA	Rib	Rump	RBY	IMF	DOC
	+6.7	+7.0	-4.9	+1.7	+59	+104	+128	+87	+18	+3.4	-8.5	+65	+1.3	+3.2	+2.1	-1.5	+2.3	+33
Acc	(63%)	(56%)	(72%)	(75%)	(73%)	(73%)	(74%)	(71%)	(66%)	(73%)	(44%)	(68%)	(66%)	(70%)	(67%)	(67%)	(66%)	(62%)
Perc	18	12	46	8	10	12	25	76	43	8	4	57	98	2	5	98	39	2

LOT 236 LANDFALL FIREBALL R368 ^{PV}

Soc Id: TFAR368
Born: 01/08/2020

Rego. Status: APR

Purchaser

Traits observed: GL,CE,BWT,200WT,400WT,600WT,SC, Scan(EMA,Rib,Rump,IMF),DOC,Genomics

Index Values			
\$A	\$D	\$GN	\$GS
\$228	\$187	\$310	\$218

Genetic Status AMFU CAFU DDFU NHFU
Price

G A R SURE FIRE ^{SV}
G A R SURE FIRE 6404 [#]
G A R COMPLETE N281 [#]
Sire: GB FIREBALL 672 ^{PV}
G A R ANTICIPATION [#]
GB ANTICIPATION 432 [#]
GB AMBUSH 269 [#]
SCHURRTOP REALITY X723 [#]
MATAURI REALITY 839 [#]
MATAURI 06663 [#]
Dam: LANDFALL BLAND N84 ^{SV}
PRIME JUGGERNAUT J15 ^{SV}
LANDFALL BLAND L117 [#]
LANDFALL BLAND J735 [#]

February 2022 TransTasman Angus Cattle Evaluation

EBV	CE-Dir	CE-Dtr	GL	BW	200	400	600	Mwt	Milk	SS	DC	CWT	EMA	Rib	Rump	RBY	IMF	DOC
	+11.5	+10.4	-9.7	+1.4	+44	+76	+91	+81	+8	+2.0	-4.4	+55	+12.6	+1.2	+0.6	+0.4	+3.8	-1
Acc	(59%)	(48%)	(84%)	(74%)	(71%)	(71%)	(72%)	(68%)	(62%)	(71%)	(40%)	(66%)	(64%)	(68%)	(64%)	(65%)	(63%)	(55%)
Perc	1	1	3	6	77	88	94	84	99	50	55	86	2	17	24	53	5	77

BREED AVERAGE 2020 DROP ANGUS	EBV	CE-Dir	CE-Dtr	GL	BWT	200	400	600	MWT	MILK	SS	DC	CWT	EMA	RIB	RUMP	RBY	IMF	DOC	\$A	\$D	\$GN	\$GS
		2.2	2.6	-4.7	4.1	50	89	117	101	17	2.1	-4.7	66	6.2	0.0	-0.4	0.5	2.1	7	\$195	\$160	\$256	\$178



LANDFALL ANGUS BULL SALE

LOT 237 LANDFALL NEW GROUND R1751^{SV} (ET)

Soc Id: TFAR1751
Born: 25/08/2020

Rego. Status: HBR

Purchaser

Traits observed:

Index Values			
\$A	\$D	\$GN	\$GS
-	-	-	-

Genetic Status AMFU CAFU DDFU NHFU
Price

A A R TEN X 7008 S A^{SV}
V A R DISCOVERY 2240^{PV}
DEER VALLEY RITA 0308[#]
Sire: **LANDFALL NEW GROUND N90^{PV}**
MATAURI REALITY 839[#]
LANDFALL ELSA L88^{PV}
LANDFALL ELSA J139[#]
BASIN FRANCHISE P142[#]
EF COMPLEMENT 8088^{PV}
EF EVERELDA ENTENSE 6117[#]
Dam: **LANDFALL ARCHER M478[#]**
B/R NEW DIMENSION 7127^{SV}
LANDFALL ARCHER H577[#]
LANDFALL ARCHER C4^{SV}

EBV's Available Soon																		
EBV	CE-Dir	CE-Dtr	GL	BW	200	400	600	Mwt	Milk	SS	DC	CWT	EMA	Rib	Rump	RBY	IMF	DOC
-	-	-	-	-	-	-	-	-	-	-	-	-	-	-	-	-	-	-
Acc	(-)	(-)	(-)	(-)	(-)	(-)	(-)	(-)	(-)	(-)	(-)	(-)	(-)	(-)	(-)	(-)	(-)	(-)
Perc	-	-	-	-	-	-	-	-	-	-	-	-	-	-	-	-	-	-

LOT 238 LANDFALL KEYSTONE R1823^{SV} (ET)

Soc Id: TFAR1823
Born: 29/08/2020

Rego. Status: HBR

Purchaser

Traits observed:

Index Values			
\$A	\$D	\$GN	\$GS
-	-	-	-

Genetic Status AMFU CAFU DDFU NHFU
Price

BOOROOMOOKA UNDERTAKEN Y145^{PV}
RENNYLEA EDMUND E11^{PV}
LAWSONS HENRY VIII Y5^{SV}
Sire: **LANDFALL KEYSTONE K132^{PV}**
S A V FRONT RUNNER 0713[#]
LANDFALL ARCHER H807^{SV}
LANDFALL ARCHER X9^{PV}
KAROO W109 DIRECTION Z181^{SV}
CARABAR DOCKLANDS D62^{PV}
CARABAR BLACKCAP MARY B12^{PV}
Dam: **LANDFALL ARCHER M1109[#]**
S A V 8180 TRAVELER 004[#]
LANDFALL ARCHER C300^{SV}
LANDFALL ARCHER Q314+95[#]

EBV's Available Soon																		
EBV	CE-Dir	CE-Dtr	GL	BW	200	400	600	Mwt	Milk	SS	DC	CWT	EMA	Rib	Rump	RBY	IMF	DOC
-	-	-	-	-	-	-	-	-	-	-	-	-	-	-	-	-	-	-
Acc	(-)	(-)	(-)	(-)	(-)	(-)	(-)	(-)	(-)	(-)	(-)	(-)	(-)	(-)	(-)	(-)	(-)	(-)
Perc	-	-	-	-	-	-	-	-	-	-	-	-	-	-	-	-	-	-

LOT 239 LANDFALL NEW GROUND R1377^{SV}

Soc Id: TFAR1377
Born: 07/08/2020

Rego. Status: HBR

Purchaser

Traits observed: GL,CE,BWT,200WT,400WT,600WT,SC, Scan(EMA,Rib,Rump,IMF),DOC,Genomics

Index Values			
\$A	\$D	\$GN	\$GS
\$235	\$200	\$315	\$223

Genetic Status AMFU CAFU DDFU NHFU
Price

A A R TEN X 7008 S A^{SV}
V A R DISCOVERY 2240^{PV}
DEER VALLEY RITA 0308[#]
Sire: **LANDFALL NEW GROUND N90^{PV}**
MATAURI REALITY 839[#]
LANDFALL ELSA L88^{PV}
LANDFALL ELSA J139[#]
BOOROOMOOKA UNDERTAKEN Y145^{PV}
RENNYLEA EDMUND E11^{PV}
LAWSONS HENRY VIII Y5^{SV}
Dam: **LANDFALL PRINCESS K14[#]**
SITZ UPWARD 307R^{SV}
LANDFALL PRINCESS H525[#]
LANDFALL PRINCESS D48^{SV}

February 2022 TransTasman Angus Cattle Evaluation																		
EBV	CE-Dir	CE-Dtr	GL	BW	200	400	600	Mwt	Milk	SS	DC	CWT	EMA	Rib	Rump	RBY	IMF	DOC
+7.1	-1.3	-6.3	+3.0	+51	+99	+122	+101	+23	+3.7	-4.9	+72	+10.0	+0.1	-2.3	+2.0	+3.2	+22	
Acc	(60%)	(53%)	(85%)	(75%)	(74%)	(74%)	(75%)	(72%)	(65%)	(74%)	(45%)	(68%)	(67%)	(71%)	(68%)	(68%)	(67%)	(58%)
Perc	15	85	24	24	44	22	38	49	11	5	46	31	8	45	90	6	14	11

LOT 240 LANDFALL MOMENTOUS R828^{SV} (ET)

Soc Id: TFAR828
Born: 15/08/2020

Rego. Status: HBR

Purchaser

Traits observed:

Index Values			
\$A	\$D	\$GN	\$GS
-	-	-	-

Genetic Status AMFU CAFU DDFU NHFU
Price

G A R PROGRESS^{SV}
G A R MOMENTUM^{PV}
G A R BIG EYE 1770[#]
Sire: **LAWSONS MOMENTOUS M518^{PV}**
TE MANIA AFRICA A217^{PV}
LAWSONS AFRICA H229^{SV}
LAWSONS ROCKND AMBUSH E1103^{PV}
PAPA EQUATOR 2928[#]
ARDROSSAN EQUATOR A241^{PV}
ARDROSSAN PRINCESS W38^{PV}
Dam: **LANDFALL ELSA J367[#]**
LANDFALL COMMANDER C47^{SV}
LANDFALL ELSA E56^{SV}
LANDFALL ELSA C127[#]

EBV's Available Soon																		
EBV	CE-Dir	CE-Dtr	GL	BW	200	400	600	Mwt	Milk	SS	DC	CWT	EMA	Rib	Rump	RBY	IMF	DOC
-	-	-	-	-	-	-	-	-	-	-	-	-	-	-	-	-	-	-
Acc	(-)	(-)	(-)	(-)	(-)	(-)	(-)	(-)	(-)	(-)	(-)	(-)	(-)	(-)	(-)	(-)	(-)	(-)
Perc	-	-	-	-	-	-	-	-	-	-	-	-	-	-	-	-	-	-

BREED AVERAGE 2020 DROP ANGUS	EBV	CE-Dir	CE-Dtr	GL	BWT	200	400	600	MWT	MILK	SS	DC	CWT	EMA	RIB	RUMP	RBY	IMF	DOC	\$A	\$D	\$GN	\$GS
		2.2	2.6	-4.7	4.1	50	89	117	101	17	2.1	-4.7	66	6.2	0.0	-0.4	0.5	2.1	7	\$195	\$160	\$256	\$178



BULL SALE SUMMARY



Lot 138 - Landfall Reality R1646 PV



LANDFALL ANGUS SALE SUMMARY

LOT	ID	DOB	REG	SIRE	DAM	CE-DIR	CE-DTR	GL	BWT	200	400	600	MWT	MILK	SS	DC	CWT	EMA	RIB	RUMP	RBY	IMF	DOC	SA	SD	SGN	SGS	LOT
1	R155	22/7/2020	HBR	NORL519	P234	7.7	5.5	-7.1	2.3	55	107	143	124	26	1.0	-4.3	93	6.7	-0.1	-1.6	0.4	2.9	18	\$234	\$186	\$317	\$219	1
2	R411	3/8/2020	HBR	NORL519	N66	9.0	7.4	-10.5	1.9	54	99	121	101	16	2.5	-7.1	69	12.2	2.5	2.7	0.7	2.9	28	\$274	\$233	\$356	\$263	2
3	R367	1/8/2020	HBR	NORL519	N322	4.8	4.5	-8.3	2.8	50	97	126	107	19	0.5	-6.0	68	8.5	2.5	1.0	-0.4	2.7	15	\$224	\$184	\$293	\$210	3
4	R247	25/7/2020	HBR	TFAL24	P409	4.4	0.3	-6.5	4.1	72	144	185	158	26	5.1	-3.7	108	5.9	-0.2	-1.7	0.3	3.2	19	\$265	\$222	\$362	\$255	4
5	R1344	7/8/2020	APR	NORL519	M377	1.2	2.2	-5.9	7.3	66	110	155	138	13	2.0	-6.0	82	11.0	0.5	-0.6	1.1	2.4	-6	\$251	\$199	\$326	\$237	5
6	R1132	31/7/2020	HBR	NORL519	N802	4.3	4.6	-12.2	3.4	57	112	148	131	17	1.4	-3.1	82	8.5	-0.9	-2.0	0.7	3.5	19	\$237	\$190	\$323	\$225	6
7	R1205	4/8/2020	HBR	TFAN90	M24	1.8	1.6	-8.2	7.1	67	114	157	161	17	5.2	-7.7	87	8.3	0.7	0.4	1.6	2.3	22	\$238	\$195	\$306	\$224	7
8	R646	9/8/2020	HBR	NORL519	K585	3.3	3.9	-7.1	5.0	57	107	142	124	21	2.7	-4.8	77	6.9	1.4	2.0	-0.7	2.7	11	\$220	\$178	\$292	\$206	8
9	R150	22/7/2020	APR	NORL519	P299	-0.5	1.4	-8.4	5.5	59	115	153	145	25	2.2	-5.4	91	7.9	0.6	0.4	0.1	4.3	10	\$232	\$182	\$325	\$221	9
10	R1356	7/8/2020	HBR	NORL519	M59	-2.8	3.5	-7.1	6.5	61	101	138	124	14	2.3	-8.0	79	6.9	2.9	2.6	-0.5	2.6	16	\$233	\$185	\$305	\$218	10
11	R1539	10/8/2020	HBR	TFAK132	L118	2.6	4.3	-9.2	4.3	64	118	164	153	22	3.8	-5.4	95	2.0	0.8	-1.2	-0.5	2.7	0	\$220	\$170	\$297	\$206	11
12	R478	5/8/2020	APR	NORL519	N602	2.8	5.7	-9.8	4.9	64	120	153	150	10	4.1	-8.9	89	8.3	1.4	0.7	0.7	2.9	14	\$258	\$224	\$331	\$246	12
13	R481	5/8/2020	HBR	NORL519	N282	1.8	1.3	-9.7	6.5	60	109	142	134	20	0.9	-5.5	87	7.3	0.0	-1.9	1.2	2.5	14	\$220	\$184	\$290	\$199	13
14	R1683	16/8/2020	HBR	USA17960722	L90	4.6	4.0	-5.8	3.9	75	128	167	150	14	2.6	-8.5	92	0.9	-1.1	-1.3	-0.4	3.1	17	\$291	\$238	\$396	\$276	14
15	R1337	7/8/2020	APR	NORL519	M802	0.9	-1.1	-3.6	5.7	65	112	151	134	18	1.4	-5.0	82	2.9	1.0	1.1	-1.5	2.4	-2	\$220	\$172	\$299	\$201	15
16	R396	3/8/2020	HBR	TFAN90	N83	7.7	5.2	-6.8	3.5	58	100	137	132	17	3.2	-4.2	80	10.0	0.0	-1.7	1.1	3.0	20	\$225	\$177	\$302	\$211	16
17	R182	20/7/2020	HBR	NORL519	P679	0.2	1.1	-7.1	5.7	60	108	138	132	14	1.4	-5.0	75	8.9	0.4	-0.7	0.2	3.8	28	\$229	\$186	\$317	\$214	17
18	R647	9/8/2020	HBR	TFAN90	K211	4.9	2.3	-8.3	3.8	52	98	124	131	16	3.2	-3.6	71	6.7	-0.1	-0.9	0.2	3.1	20	\$181	\$151	\$249	\$165	18
19	R1287	6/8/2020	APR	TFAN90	M242	7.3	6.6	-6.7	1.0	53	94	121	104	15	4.8	-5.0	73	8.7	0.5	-1.4	1.6	1.7	24	\$226	\$192	\$289	\$214	19
20	R475	8/8/2020	HBR	TFAN90	N1218	1.8	6.0	-3.2	4.9	62	123	156	144	24	6.6	-6.3	89	3.2	1.0	-0.6	-0.3	3.0	15	\$216	\$185	\$288	\$203	20
21	R100	20/7/2020	HBR	NORL519	P81	7.3	4.8	-10.9	2.8	60	113	148	136	20	3.2	-5.6	82	8.7	0.1	-1.4	1.8	1.7	17	\$240	\$205	\$306	\$226	21
22	R1353	7/8/2020	HBR	USA19054061	L88	6.2	4.7	-9.8	3.6	55	99	133	114	26	3.1	-0.6	69	6.9	0.7	-0.7	0.5	3.3	8	\$214	\$163	\$300	\$200	22
23	R351	28/7/2020	HBR	TFAN90	P535	6.2	1.7	-3.4	3.8	53	99	130	137	20	2.8	-5.5	71	7.8	0.1	0.4	0.8	2.1	13	\$193	\$162	\$251	\$177	23
24	R1471	9/8/2020	HBR	NORL519	M863	2.0	2.6	-6.2	5.5	58	103	145	134	22	1.7	-3.3	76	5.9	0.5	-0.9	0.8	1.4	11	\$190	\$150	\$246	\$171	24
25	R564	8/8/2020	HBR	VLYM518	N12	-0.3	0.4	-6.2	4.8	57	101	118	100	20	2.4	-6.5	67	12.8	-0.1	-0.4	0.8	4.0	13	\$253	\$214	\$351	\$240	25
26	R671	10/8/2020	HBR	VLYM518	P313	5.1	2.0	-5.8	3.0	53	100	121	119	23	4.0	-2.6	68	5.3	-1.0	-1.2	-0.1	4.3	12	\$202	\$163	\$297	\$187	26
27	R594	10/8/2020	HBR	NORL519	N1042	4.6	7.4	-3.9	3.6	59	109	147	128	26	1.0	-3.9	88	6.5	1.9	0.1	-0.7	2.6	27	\$224	\$176	\$303	\$207	27
28	R625	9/8/2020	HBR	NORL519	N338	6.4	4.9	-6.2	2.6	58	106	141	136	18	2.2	-5.1	82	6.9	3.2	3.3	-1.7	3.7	15	\$232	\$179	\$323	\$221	28
29	R1312	6/8/2020	APR	NORL519	N29	6.0	5.5	-5.9	2.5	53	106	141	138	18	0.9	-4.6	75	4.1	1.9	2.9	-2.3	3.3	16	\$200	\$156	\$274	\$186	29
30	R353	28/7/2020	HBR	TFAN106	P186	4.3	2.7	-3.5	2.7	54	113	157	135	27	3.5	-3.9	87	3.4	-1.4	-1.4	-0.5	3.2	2	\$205	\$157	\$279	\$194	30
31	R84	18/7/2020	HBR	NORL519	P1225	4.2	3.5	-9.4	5.0	57	107	141	118	20	1.3	-5.0	79	9.1	2.2	1.6	-0.8	2.7	13	\$230	\$186	\$303	\$215	31
32	R1487	9/8/2020	HBR	NORL519	H807	2.5	5.2	-6.6	4.1	57	110	149	141	19	1.7	-5.3	94	5.7	-0.3	-0.5	0.0	2.2	14	\$206	\$168	\$270	\$191	32
33	R121	21/7/2020	HBR	TFAN106	P1095	2.1	2.8	-8.5	3.9	63	117	155	143	17	2.7	-5.0	91	4.9	-0.8	-1.6	-0.4	3.4	2	\$230	\$184	\$318	\$217	33
34	R676	10/8/2020	HBR	USA18690054	P353	7.0	8.0	-7.2	4.6	60	105	136	134	16	5.4	-6.2	72	4.8	0.2	-0.1	0.5	4.1	-5	\$243	\$197	\$333	\$231	34
35	R1206	4/8/2020	HBR	TFAN90	M24	5.4	4.5	-11.2	3.2	62	111	144	144	20	4.3	-4.6	86	7.1	-0.8	-0.8	2.1	2.2	22	\$240	\$202	\$316	\$225	35
36	R542	7/8/2020	HBR	TFAN90	N653	1.7	-2.4	-3.6	4.2	56	98	128	124	14	5.4	-7.3	70	3.8	1.9	1.1	-0.3	2.5	21	\$204	\$167	\$268	\$190	36
37	R601	8/8/2020	APR	NORL519	J635	0.3	-0.8	-2.6	5.2	51	105	130	131	22	0.6	-5.1	77	9.5	0.9	0.9	-0.1	3.2	26	\$193	\$164	\$263	\$177	37
38	R1217	4/8/2020	HBR	USA18217198	K576	4.4	5.5	-10.7	2.4	51	89	113	91	16	0.5	-5.4	69	8.0	-1.1	-2.3	1.4	2.9	-9	\$246	\$202	\$329	\$230	38
39	R452	5/8/2020	HBR	TFAN106	N917	8.3	6.5	-6.2	0.0	55	107	135	123	24	3.1	-3.9	74	3.5	-1.1	-1.9	0.0	3.4	-4	\$228	\$185	\$320	\$215	39
40	R1433	8/8/2020	HBR	TFAN90	M59	3.8	1.8	-7.9	4.1	56	98	131	113	19	3.8	-5.3	78	9.9	4.3	2.8	-0.7	3.3	22	\$234	\$182	\$317	\$224	40
41	R1425	8/8/2020	HBR	TFAN90	M59	3.5	0.0	-5.3	4.2	54	95	131	110	21	5.1	-6.9	73	6.4	3.3	1.3	-0.2	2.2	22	\$214	\$170	\$277	\$202	41



LANDFALL ANGUS SALE SUMMARY

LOT	ID	DOB	REG	SIRE	DAM	CE-DIR	CE-DTR	GL	BWT	200	400	600	MWT	MILK	SS	DC	CWT	EMA	RIB	RUMP	RBY	IMF	DOC	SA	SD	\$GN	\$GS	LOT
42	R1851	31/8/2020	HBR	NORL519	L198	3.0	-0.5	-4.0	4.7	54	105	141	116	25	2.6	-6.5	77	5.6	2.9	2.9	-2.5	3.8	10	\$217	\$166	\$299	\$206	42
43	R555	7/8/2020	HBR	USA18217198	K729	3.5	4.5	-7.1	2.3	55	100	118	84	18	1.5	-6.0	78	13.7	0.3	0.1	1.2	3.6	-3	\$289	\$244	\$390	\$279	43
44	R1355	7/8/2020	HBR	USA18217198	N829	4.2	8.2	-6.8	3.1	59	115	146	122	23	1.1	-2.6	79	10.3	-1.0	-1.0	0.9	3.4	-17	\$257	\$212	\$352	\$245	44
45	R1198	4/8/2020	HBR	USA17960722	M686	12.0	7.1	-8.1	1.2	57	99	121	114	11	1.6	-6.6	61	5.6	1.3	-1.2	0.3	2.0	23	\$235	\$202	\$308	\$216	45
46	R1638	13/8/2020	HBR	TFAN90	H807	4.8	3.0	-5.5	1.8	50	96	119	97	26	5.1	-4.9	74	11.5	0.4	-1.3	2.0	1.9	21	\$219	\$191	\$281	\$207	46
47	R577	8/8/2020	HBR	NORL519	N1123	4.0	3.7	-4.2	3.7	53	95	124	96	15	1.9	-4.6	68	10.6	1.6	0.3	1.2	1.9	27	\$235	\$197	\$299	\$221	47
48	R1532	10/8/2020	HBR	USA18170041	L90	7.7	1.6	-4.4	1.4	56	98	127	107	15	3.1	-6.4	71	4.8	-0.1	-0.1	0.2	2.8	25	\$251	\$203	\$336	\$239	48
49	R260	24/7/2020	HBR	TFAN90	P802	8.9	5.0	-6.0	0.8	47	97	122	111	17	4.0	-6.7	74	7.4	2.3	0.2	-0.7	3.4	23	\$209	\$175	\$279	\$199	49
50	R242	25/7/2020	APR	TFAN90	P220	2.2	-3.6	-5.5	5.6	61	109	140	129	13	3.9	-6.6	82	8.8	0.9	-0.1	1.6	1.8	7	\$230	\$200	\$291	\$215	50
51	R1186	3/8/2020	HBR	USA19054061	L88	3.0	0.2	-7.0	5.8	53	95	120	120	18	4.4	-3.6	67	5.9	1.4	0.4	-0.6	4.1	8	\$186	\$148	\$267	\$171	51
52	R132	21/7/2020	HBR	TFAK132	P986	5.6	8.7	-6.7	1.6	63	120	158	138	19	2.8	-4.9	97	2.3	1.0	0.3	-1.1	2.1	-12	\$235	\$194	\$312	\$221	52
53	R1541	10/8/2020	HBR	USA18170041	L90	3.2	1.8	-5.0	2.2	60	116	164	141	24	3.0	-5.5	90	2.4	-0.4	-0.2	-0.7	3.4	25	\$243	\$182	\$334	\$235	53
54	R1644	13/8/2020	HBR	QMUM13	M508	2.9	3.0	-6.4	5.3	64	104	131	115	13	1.2	-11.2	76	11.3	1.8	0.7	0.9	2.2	11	\$287	\$245	\$366	\$270	54
55	R401	3/8/2020	APR	TFAN90	K459	2.9	1.9	-9.2	5.0	69	117	154	134	19	5.2	-6.8	91	9.8	0.9	-0.6	1.7	1.3	17	\$260	\$221	\$329	\$245	55
56	R196	23/7/2020	HBR	TFAN106	P187	0.6	3.3	-6.9	5.7	67	132	174	154	26	2.3	-0.6	103	1.4	0.0	-1.9	-0.9	2.6	-5	\$199	\$160	\$279	\$180	56
57	R679	10/8/2020	APR	NORL519	J762	-3.4	-1.6	-7.6	6.2	53	99	131	115	15	1.4	-5.7	74	6.6	0.8	-1.0	0.2	2.4	16	\$191	\$157	\$251	\$174	57
58	R831	15/8/2020	HBR	TFAK132	L128	2.9	5.6	-3.8	2.1	52	100	131	97	25	2.7	-6.0	85	4.1	0.1	-3.1	0.9	1.7	-7	\$221	\$185	\$285	\$205	58
59	R871	18/8/2020	APR	TFAP265	N1020	-2.8	-0.9	-5.5	6.3	69	118	161	144	22	2.4	-5.4	88	1.7	-0.4	0.1	0.1	1.6	-7	\$229	\$183	\$304	\$210	59
60	R609	8/8/2020	APR	TFAN90	N879	5.0	0.2	-3.3	3.6	56	106	143	136	27	4.3	-3.8	71	5.3	0.8	-0.8	0.1	2.6	22	\$192	\$151	\$261	\$177	60
61	R783	13/8/2020	APR	TFAK132	J984	-5.2	0.6	-5.1	7.2	66	115	160	146	15	0.8	-4.6	97	6.1	-0.4	-2.0	0.7	1.8	4	\$211	\$167	\$278	\$192	61
62	R380	2/8/2020	APR	USA18217198	N289	7.3	8.2	-8.9	1.9	59	108	135	118	16	1.2	-1.0	76	7.3	-1.2	-2.6	1.5	2.6	1	\$241	\$202	\$328	\$225	62
63	R782	13/8/2020	HBR	USA17960722	L790	1.6	1.4	-2.8	4.8	69	108	148	129	16	2.5	-3.7	77	1.8	-1.7	-1.8	-0.2	2.8	9	\$241	\$183	\$338	\$224	63
64	R717	11/8/2020	HBR	TFAN90	M748	1.8	3.4	-4.0	5.2	64	117	156	167	13	5.6	-6.1	87	7.4	0.2	0.4	1.0	2.1	31	\$211	\$179	\$271	\$198	64
65	R492	5/8/2020	HBR	TFAN90	N24	2.8	-2.5	-7.3	5.1	60	111	160	153	19	6.1	-5.2	80	11.2	-0.5	-1.0	1.5	2.7	14	\$216	\$167	\$281	\$208	65
66	R183	23/7/2020	APR	TFAN180	M748	2.3	6.0	-4.5	4.4	61	116	155	141	18	5.4	-3.8	85	1.9	-0.2	-0.2	-0.5	3.0	20	\$213	\$171	\$289	\$202	66
67	R754	12/8/2020	HBR	TFAN90	K15	1.5	-9.3	-5.4	5.5	59	110	152	134	21	3.9	-3.5	79	5.0	1.1	-0.2	0.5	1.4	23	\$186	\$149	\$240	\$170	67
68	R16	15/7/2020	APR	NORL519	P1088	5.3	4.8	-9.9	3.2	44	81	107	98	16	-0.3	-4.2	64	6.6	0.9	0.2	-0.2	3.0	6	\$194	\$153	\$262	\$177	68
69	R153	22/7/2020	HBR	USA18217198	P645	-1.5	4.4	-8.8	6.0	69	114	150	126	11	2.3	-5.2	90	11.4	-0.7	-1.9	2.5	2.5	-27	\$282	\$234	\$370	\$268	69
70	R553	7/8/2020	HBR	USA18217198	K304	0.4	6.3	-6.5	5.2	67	115	144	127	15	2.8	-5.3	78	10.1	-0.1	-1.4	1.5	2.8	-2	\$268	\$226	\$358	\$253	70
71	R335	30/7/2020	HBR	TFAL24	P962	-3.7	-1.4	-2.7	6.6	63	120	157	155	21	2.3	-3.9	96	8.4	0.3	-1.0	0.8	1.2	12	\$178	\$154	\$230	\$158	71
72	R778	13/8/2020	APR	TFAL24	N259	0.5	-4.2	-1.3	2.5	50	103	128	94	23	1.9	-2.9	68	7.5	0.8	0.1	0.9	1.3	-4	\$204	\$178	\$260	\$188	72
73	R1618	12/8/2020	HBR	USA18170041	K72	-4.7	-3.0	-2.9	6.7	66	121	165	157	17	3.0	-2.8	95	5.8	-2.7	-2.7	1.0	2.8	21	\$203	\$160	\$279	\$187	73
74	R252	24/7/2020	HBR	TFAN106	P393	0.8	-1.6	-5.9	4.5	56	107	142	130	23	2.6	-2.2	90	4.8	-2.1	-2.9	0.1	4.1	-8	\$197	\$150	\$287	\$183	74
75	R779	13/8/2020	HBR	VLYM518	N67	-5.6	-4.1	-3.6	5.9	52	92	118	117	16	4.0	-5.8	66	10.0	0.0	0.8	0.9	2.7	23	\$184	\$152	\$245	\$169	75
76	R748	13/8/2020	HBR	QMUM13	L486	-4.6	0.9	-3.4	6.9	62	100	126	85	20	2.0	-7.1	68	12.5	0.5	-1.8	2.4	1.9	2	\$268	\$228	\$345	\$251	76
77	R525	7/8/2020	HBR	NORL519	N1050	11.8	7.0	-8.7	0.5	43	81	108	87	24	1.7	-8.6	69	7.4	2.5	1.9	-1.4	4.4	17	\$236	\$179	\$327	\$227	77
78	R106	20/7/2020	APR	TFAL24	P1316	1.5	-0.5	-3.5	4.2	46	91	114	86	24	2.1	-4.6	60	3.1	-1.4	-1.5	1.1	1.6	-7	\$189	\$164	\$243	\$170	78
79	R1614	12/8/2020	HBR	NORL519	H807	-5.9	2.3	-8.7	8.0	72	135	185	189	22	2.4	-5.2	109	4.1	-2.1	-3.2	0.7	1.5	14	\$186	\$154	\$246	\$166	79
80	R1428	8/8/2020	HBR	TFAN90	H807	-3.5	-0.1	-6.5	5.9	62	119	169	164	20	5.1	-3.1	92	8.5	-1.5	-3.1	2.3	1.1	21	\$174	\$142	\$221	\$163	80
81	R1285	6/8/2020	HBR	TFAN90	M1010	2.6	-2.2	-6.5	4.5	60	110	148	146	24	4.4	-4.6	77	6.6	0.8	0.4	0.4	2.5	25	\$204	\$163	\$274	\$189	81
82	R1470	9/8/2020	HBR	NORL519	M622	-5.1	-2.4	-3.6	6.0	65	118	151	141	20	2.7	-6.4	84	8.0	2.0	2.3	-1.1	3.5	20	\$231	\$185	\$323	\$218	82



LANDFALL ANGUS SALE SUMMARY

LOT	ID	DOB	REG	SIRE	DAM	CE-DIR	CE-DTR	GL	BWT	200	400	600	MWT	MILK	SS	DC	CWT	EMA	RIB	RUMP	RBY	IMF	DOC	SA	SD	\$GN	\$GS	LOT
83	R1280	6/8/2020	HBR	TFAP41	L168	-9.9	1.3	-6.4	7.9	72	122	149	133	12	3.4	-6.1	96	8.4	-1.0	-1.4	2.2	1.9	-31	\$248	\$220	\$325	\$229	83
84	R1343	7/8/2020	HBR	TFAN90	M1033	-3.9	-6.5	-6.8	7.2	65	116	154	160	13	3.9	-7.7	88	8.1	1.0	0.1	1.1	1.8	15	\$206	\$175	\$264	\$190	84
85	R1679	16/8/2020	HBR	NORL519	M244	-11.9	-0.5	-1.5	7.9	67	115	153	148	21	3.5	-8.4	78	2.2	2.9	2.3	-2.0	3.9	14	\$208	\$156	\$301	\$193	85
86	R1273	6/8/2020	HBR	VLYM518	L973	2.4	-4.6	-7.1	3.7	56	99	132	114	26	2.4	-2.6	74	10.6	0.4	0.0	0.0	4.0	10	\$224	\$166	\$324	\$212	86
87	R184	3/8/2020	HBR	USA17607585	J677	-1.4	2.1	-6.0	7.7	67	120	152	150	13	1.5	-6.2	90	8.0	-0.1	-0.5	1.2	2.9	3	\$243	\$209	\$322	\$225	87
88	R1262	5/8/2020	HBR	TFAN90	M59	2.7	-0.1	-6.6	4.0	61	104	140	125	17	4.1	-4.5	86	9.9	2.2	-0.8	0.7	3.2	22	\$239	\$187	\$326	\$228	88
89	R1943	7/9/2020	HBR	TFAP1000	M2	-0.9	-1.5	-7.3	7.4	58	107	140	117	21	3.2	-3.3	78	7.1	0.8	0.8	-0.2	3.3	1	\$214	\$170	\$292	\$199	89
90	R1459	9/8/2020	HBR	TFAP41	M227	1.2	4.2	-5.2	4.9	64	117	142	134	14	1.7	-4.5	81	8.7	-0.8	-3.2	2.3	1.6	-22	\$233	\$211	\$301	\$212	90
91	R1547	10/8/2020	APR	TFAN90	K932	5.7	-4.4	-4.6	4.5	54	98	136	128	19	5.2	-6.2	79	9.0	1.2	-1.3	1.3	3.2	24	\$213	\$167	\$282	\$202	91
92	R1684	16/8/2020	HBR	USA18690054	N869	0.6	2.3	-4.4	5.4	67	122	154	154	16	3.7	-4.4	87	9.5	-2.6	-2.5	2.3	3.5	2	\$254	\$214	\$347	\$241	92
93	R1674	15/8/2020	HBR	TFAK132	M3	-9.9	1.2	-2.3	6.6	67	112	143	130	20	2.7	-5.6	91	7.8	-0.2	-3.5	1.5	1.9	-22	\$209	\$175	\$283	\$188	93
94	R1685	16/8/2020	APR	TFAP244	N1206	1.8	-0.4	-6.3	6.3	58	102	140	124	19	1.8	-5.0	84	3.4	-0.6	-1.7	0.3	1.9	-1	\$199	\$159	\$262	\$179	94
95	R1236	5/8/2020	APR	USA18217198	M724	6.5	7.5	-7.4	2.0	64	118	143	103	21	2.4	-4.3	84	7.8	-0.7	-0.1	0.4	3.2	-2	\$297	\$250	\$404	\$285	95
96	R1617	12/8/2020	HBR	NZE14647008839	H807	3.4	7.3	-6.0	4.8	54	100	126	120	16	3.3	-5.5	69	4.3	1.4	-0.6	-0.1	1.7	8	\$182	\$160	\$233	\$163	96
97	R1612	12/8/2020	HBR	VLYM518	N476	-4.6	-8.7	-1.4	6.0	58	106	130	103	29	2.9	-2.0	72	11.1	-1.8	-1.8	1.9	3.4	16	\$226	\$184	\$319	\$210	97
98	R1510	10/8/2020	HBR	TFAN90	K860	0.6	-2.8	-2.0	5.5	59	110	144	131	26	4.8	-2.8	83	8.7	-1.9	-3.3	2.1	2.2	20	\$196	\$164	\$261	\$179	98
99	R1309	6/8/2020	HBR	TFAN90	M24	-1.5	-6.3	-8.5	6.7	67	112	151	163	11	5.3	-5.9	80	10.8	-0.2	-0.9	2.6	2.4	22	\$223	\$184	\$292	\$210	99
100	R1611	12/8/2020	APR	NORL519	M183	-5.0	-0.9	-2.9	7.0	56	99	127	133	16	2.0	-4.9	72	6.9	-1.6	-2.2	0.6	3.1	8	\$174	\$142	\$243	\$155	100
101	R1466	9/8/2020	HBR	QMUM13	M90	-5.9	1.4	-4.6	7.2	66	99	129	100	13	1.4	-8.5	69	10.4	-0.3	-1.5	2.2	2.0	-4	\$276	\$228	\$357	\$257	101
102	R1524	10/8/2020	APR	QMUM13	M194	0.8	2.9	-1.9	4.5	63	104	127	102	21	2.5	-8.3	77	12.2	-1.2	-3.1	2.6	1.8	-1	\$270	\$236	\$347	\$251	102
103	R1560	11/8/2020	HBR	USA18217198	M243	-4.7	-0.4	-4.0	6.2	63	110	139	98	19	2.5	-2.9	82	10.4	-2.5	-3.1	2.1	2.9	-8	\$257	\$212	\$348	\$242	103
104	R1179	3/8/2020	HBR	USA18217198	M656	5.0	6.5	-9.5	2.4	51	95	114	94	15	1.3	-5.1	69	13.8	0.1	-2.3	2.6	2.0	9	\$245	\$217	\$313	\$230	104
105	R1274	6/8/2020	HBR	USA18217198	L639	0.0	4.8	-8.5	4.0	61	113	136	119	16	1.9	-5.0	77	4.9	-2.9	-2.6	1.4	3.1	2	\$250	\$217	\$340	\$233	105
106	R1254	5/8/2020	HBR	TFAK132	M3	0.1	5.2	-7.0	4.0	61	108	141	123	22	2.5	-5.2	81	4.7	1.0	-1.0	0.0	2.2	-14	\$223	\$182	\$299	\$206	106
107	R1589	11/8/2020	HBR	TFAN90	N724	1.8	-4.8	-5.3	4.6	61	111	142	122	18	3.2	-5.3	87	7.3	0.7	-0.4	-0.2	2.8	33	\$227	\$187	\$306	\$212	107
108	R1391	8/8/2020	HBR	TFAP41	L384	-5.9	2.1	-5.7	6.2	61	106	140	117	14	3.4	-4.0	80	9.5	1.4	0.3	0.7	2.5	-29	\$223	\$180	\$297	\$211	108
109	R1634	13/8/2020	APR	USA18217198	M785	-5.8	-2.3	-2.5	6.1	60	105	132	115	17	2.5	-2.2	73	7.6	-1.8	-2.4	1.1	3.7	-15	\$216	\$173	\$310	\$201	109
110	R1406	8/8/2020	APR	USA18217198	M906	-8.8	-1.1	-6.1	8.0	71	125	162	143	18	3.2	-5.0	94	7.7	-2.6	-3.5	2.7	2.0	-1	\$238	\$203	\$314	\$220	110
111	R1454	9/8/2020	HBR	USA18217198	L194	-5.1	5.2	-5.7	4.8	59	107	130	106	14	1.7	-2.5	73	7.1	-2.3	-3.9	1.7	3.6	-16	\$234	\$196	\$327	\$218	111
112	R1448	9/8/2020	APR	QMUM13	K386	-3.2	0.5	-5.4	6.9	67	104	130	104	18	2.7	-7.8	77	13.9	0.0	-2.8	2.8	1.9	-17	\$272	\$233	\$352	\$253	112
113	R18	15/7/2020	HBR	TFAP317	P521	8.3	9.3	-11.0	2.0	60	113	145	131	18	2.5	-6.0	101	8.1	0.8	-1.0	0.4	2.7	12	\$251	\$211	\$333	\$238	113
114	R1653	14/8/2020	HBR	TFAP41	L11	-3.2	-1.3	-3.9	5.3	60	107	127	113	11	3.4	-6.5	77	7.0	-0.1	-1.4	1.4	2.7	-30	\$237	\$209	\$314	\$220	114
115	R1562	11/8/2020	HBR	VLYM518	M716	-9.7	-8.9	-1.0	7.1	54	97	125	94	27	3.3	-2.6	64	9.6	-0.4	0.1	-0.3	4.8	9	\$202	\$146	\$305	\$191	115
116	R1195	4/8/2020	HBR	TFAP41	M228	7.4	8.2	-7.5	1.6	50	94	108	88	21	2.1	-4.5	75	8.6	-0.3	-2.0	1.8	2.5	-28	\$236	\$210	\$312	\$219	116
117	R1154	2/8/2020	HBR	TFAP41	M887	8.4	7.2	-11.2	2.9	59	108	121	104	14	4.3	-8.0	75	10.3	1.9	-0.6	1.4	2.6	-18	\$270	\$247	\$348	\$255	117
118	R1129	31/7/2020	APR	QMUM13	M349	3.4	4.1	-10.5	5.3	59	94	118	98	15	0.9	-7.5	76	9.9	-0.1	-1.9	2.1	1.9	-1	\$260	\$223	\$334	\$240	118
119	R395	3/8/2020	HBR	TFAP317	N1014	9.5	6.9	-7.0	1.0	52	100	131	92	26	2.5	-6.4	78	11.2	0.6	-0.9	1.4	2.2	16	\$265	\$220	\$340	\$254	119
120	R518	7/8/2020	HBR	USA18217198	N840	4.9	5.7	-6.9	0.6	51	88	103	60	22	2.0	-5.4	63	11.5	1.5	1.7	0.9	3.0	1	\$285	\$238	\$382	\$274	120
121	R1247	5/8/2020	APR	NORL519	M133	-1.2	-3.3	-5.2	5.0	55	98	135	116	18	2.0	-2.8	75	7.4	1.0	1.2	-0.5	2.9	9	\$202	\$151	\$277	\$188	121
122	R1485	9/8/2020	HBR	USA19054061	N834	8.9	6.8	-5.3	1.3	45	89	111	84	24	1.9	-2.3	68	7.4	-1.4	-2.0	0.8	3.2	16	\$216	\$176	\$296	\$202	122
123	R412	3/8/2020	HBR	TFAP41	N491	-1.0	1.9	-9.8	5.9	65	109	137	126	16	1.0	-4.8	81	10.6	0.0	-1.1	1.5	1.3	-20	\$230	\$199	\$298	\$209	123



LANDFALL ANGUS SALE SUMMARY

LOT	ID	DOB	REG	SIRE	DAM	CE-DIR	CE-DTR	GL	BWT	200	400	600	MWT	MILK	SS	DC	CWT	EMA	RIB	RUMP	RBY	IMF	DOC	SA	SD	\$GN	\$GS	LOT
124	R1622	12/8/2020	HBR	USA19054061	N834	5.7	2.1	-5.5	4.0	56	105	137	119	24	1.3	-4.2	83	3.2	-0.2	-0.7	-0.8	4.0	16	\$228	\$177	\$324	\$212	124
125	R747	13/8/2020	HBR	QMUM13	N962	-1.8	-6.2	-3.0	7.5	62	98	126	121	16	0.9	-8.8	79	10.6	-1.6	-3.7	2.0	2.8	3	\$234	\$195	\$312	\$212	125
126	R691	11/8/2020	HBR	VLVM518	J367	-	-	-	-	-	-	-	-	-	-	-	-	-	-	-	-	-	-	-	-	-	-	126
127	R633	9/8/2020	HBR	VLVM518	J367	-	-	-	-	-	-	-	-	-	-	-	-	-	-	-	-	-	-	-	-	-	-	127
128	R636	9/8/2020	HBR	VLVM518	J385	1.0	-2.5	-5.1	3.2	46	96	121	110	23	3.7	-6.6	71	9.8	-1.2	-1.8	1.5	2.3	20	\$190	\$165	\$244	\$177	128
129	R846	19/8/2020	HBR	QMUM13	N459	-7.3	-0.5	0.1	6.3	66	110	133	118	14	0.5	-6.2	80	12.1	-1.6	-4.3	2.5	2.2	1	\$246	\$214	\$329	\$225	129
130	R1302	6/8/2020	HBR	VLVM518	K57	8.7	-2.4	-7.8	1.4	50	90	112	91	21	1.4	-4.1	67	10.2	0.6	-0.1	-0.2	3.9	5	\$235	\$184	\$335	\$223	130
131	R815	14/8/2020	HBR	VLVM518	P313	4.0	-4.4	-4.5	3.6	49	94	114	99	24	4.8	-5.9	64	7.4	-0.1	-0.7	0.4	3.7	12	\$208	\$174	\$287	\$195	131
132	R821	14/8/2020	HBR	TFAP199	P842	5.5	5.7	-2.7	3.2	56	108	134	111	20	1.1	-7.4	81	5.4	0.9	-0.3	0.0	1.9	10	\$240	\$210	\$308	\$222	132
133	R324	28/7/2020	HBR	USA19054061	P838	-0.2	-1.1	-3.4	3.7	49	95	122	114	25	1.6	-4.6	70	7.1	-0.5	-0.8	0.1	3.3	15	\$190	\$151	\$264	\$173	133
134	R870	18/8/2020	HBR	USA18170041	M748	-1.1	4.2	-1.2	4.4	69	113	153	134	19	2.0	-3.0	86	6.9	-3.1	-3.3	1.7	2.3	32	\$253	\$199	\$346	\$236	134
135	R208	23/7/2020	HBR	VLVM518	P894	-3.6	-11.0	-7.7	4.4	56	102	125	103	23	3.3	-6.5	73	9.9	-0.5	-1.1	1.1	2.7	22	\$225	\$189	\$305	\$211	135
136	R445	4/8/2020	HBR	QMUM13	H739	4.7	7.0	-9.0	3.5	56	99	122	101	23	1.8	-10.0	70	9.6	0.6	-2.0	1.5	2.4	-1	\$262	\$228	\$337	\$245	136
137	R814	14/8/2020	HBR	NORL519	N1019	-4.4	-6.5	-2.8	7.1	63	119	155	140	17	2.4	-6.9	84	2.5	1.8	2.7	-2.4	4.2	16	\$222	\$173	\$315	\$209	137
138	R1646	13/8/2020	HBR	NZE14647008839	H807	-2.4	5.7	-5.4	7.5	64	111	147	147	8	3.5	-6.8	83	4.1	2.6	1.5	-0.8	1.2	8	\$183	\$158	\$228	\$164	138
139	R599	12/8/2020	APR	NORL519	N725	-3.3	-2.7	-5.3	6.5	63	117	155	149	14	1.4	-4.0	86	6.7	-1.1	-2.3	0.8	3.6	26	\$217	\$174	\$302	\$202	139
140	R397	3/8/2020	HBR	USA18690054	N62	3.9	2.0	-9.0	5.3	64	103	135	141	9	3.5	-3.6	73	11.7	0.3	-1.4	2.6	1.6	2	\$225	\$190	\$291	\$208	140
141	R215	24/7/2020	HBR	TFAN90	P750	1.0	-2.0	-5.4	6.2	59	111	148	142	18	3.8	-3.0	81	7.6	1.7	0.8	0.1	3.0	-11	\$200	\$160	\$272	\$187	141
142	R672	10/8/2020	HBR	NORL519	N78	-5.9	-3.1	-9.5	7.0	62	109	150	144	18	0.4	-3.8	78	10.0	1.5	1.0	0.6	2.8	13	\$215	\$165	\$293	\$199	142
143	R642	9/8/2020	HBR	QMUM13	K748	-	-	-	-	-	-	-	-	-	-	-	-	-	-	-	-	-	-	-	-	-	-	143
144	R57	18/7/2020	APR	TFAP317	P1131	4.8	4.6	-11.1	4.6	59	117	161	149	18	3.8	-6.9	88	0.0	1.4	1.1	-0.6	1.7	25	\$206	\$172	\$258	\$192	144
145	R1606	12/8/2020	APR	NORL519	M737	0.5	0.8	-2.9	5.1	55	100	133	112	18	0.4	-3.2	74	8.3	0.0	-1.6	0.6	2.4	11	\$209	\$168	\$280	\$192	145
146	R139	21/7/2020	HBR	TFAN106	P895	-0.7	-4.0	-9.2	6.0	71	125	167	142	23	0.7	-2.0	104	5.7	-0.7	-2.2	0.0	3.4	-3	\$248	\$190	\$355	\$231	146
147	R781	13/8/2020	HBR	TFAP430	K72	-3.3	-1.0	-2.8	6.2	60	116	155	163	16	3.4	-5.2	89	4.3	0.4	0.8	-0.3	3.0	9	\$187	\$151	\$254	\$172	147
148	R926	25/8/2020	APR	TFAP244	N1261	-9.5	-1.6	-5.5	8.4	65	119	167	131	23	3.0	-4.4	93	2.5	0.5	0.3	-0.2	2.0	-18	\$210	\$161	\$278	\$195	148
149	R1211	4/8/2020	HBR	TFAN106	N331	4.5	6.5	-10.1	2.9	57	116	153	146	25	4.3	-6.6	96	3.1	-2.6	-2.8	0.8	2.6	-4	\$213	\$180	\$280	\$199	149
150	R134	21/7/2020	APR	TFAN180	M73	1.8	3.0	-4.7	5.5	62	112	149	141	17	5.1	-4.1	81	3.6	0.0	-0.6	-0.1	2.5	2	\$199	\$162	\$265	\$183	150
151	R780	13/8/2020	HBR	USA18170041	N800	-2.5	-1.3	-1.6	3.8	54	97	125	89	22	3.5	-5.3	67	5.5	-0.3	-1.4	0.5	3.0	24	\$229	\$184	\$311	\$216	151
152	R678	10/8/2020	HBR	QMUM13	K748	-	-	-	-	-	-	-	-	-	-	-	-	-	-	-	-	-	-	-	-	-	-	152
153	R838	16/8/2020	HBR	NORL519	N509	-7.3	-3.9	-2.3	7.6	60	113	144	129	21	0.9	-4.8	70	6.1	0.8	-1.0	0.9	2.2	12	\$199	\$169	\$265	\$178	153
154	R93	20/7/2020	HBR	TFAL24	P373	3.3	6.1	-7.5	3.5	55	108	137	99	27	0.4	-2.4	81	5.4	0.7	-0.5	-0.2	2.5	13	\$229	\$189	\$309	\$211	154
155	R1332	7/8/2020	HBR	TFAN90	L920	6.0	1.9	-7.7	3.3	47	82	108	87	18	4.7	-7.9	65	8.4	2.1	0.5	0.9	2.4	26	\$224	\$184	\$284	\$212	155
156	R757	12/8/2020	HBR	NORL519	N1090	1.8	-2.1	-4.5	5.1	57	101	131	109	22	1.5	-4.6	72	12.2	1.1	-1.2	2.1	1.8	13	\$234	\$196	\$303	\$217	156
157	R663	17/8/2020	APR	USA17960722	H446	2.4	5.6	-0.8	4.1	59	102	129	110	16	3.1	-5.4	59	3.6	-0.4	-0.3	0.0	3.1	14	\$240	\$197	\$326	\$225	157
158	R504	6/8/2020	HBR	USA18217198	N690	4.7	1.4	-7.4	2.0	52	94	124	94	20	0.5	-1.6	69	8.3	-1.7	-2.3	1.2	3.6	-18	\$244	\$188	\$341	\$231	158
159	R586	9/8/2020	APR	TFAN90	N762	2.4	-3.9	-5.0	4.2	54	107	138	123	17	3.6	-4.6	73	9.1	1.0	-1.5	1.1	2.5	24	\$208	\$176	\$271	\$195	159
160	R973	1/9/2020	APR	TFAP59	N1060	6.6	6.7	-4.7	1.8	56	110	145	125	25	2.6	-1.7	85	7.6	-0.6	-1.3	1.3	1.7	15	\$218	\$182	\$286	\$204	160
161	R1802	28/8/2020	HBR	TFAP59	N467	-0.6	1.6	-8.2	5.3	62	110	148	133	20	4.7	-5.9	80	8.3	2.6	1.0	1.0	1.6	11	\$227	\$188	\$289	\$213	161
162	R346	30/7/2020	APR	TFAP145	N1229	6.4	0.6	-10.1	3.4	57	113	149	124	25	1.9	-5.0	88	6.6	-0.8	-2.3	1.4	1.7	0	\$232	\$196	\$298	\$216	162
163	R490	5/8/2020	HBR	TFAN90	N10	7.7	4.7	-8.6	2.4	48	97	128	117	19	5.8	-6.0	74	7.4	1.9	-1.1	0.0	3.8	5	\$206	\$165	\$278	\$198	163
164	R336	30/7/2020	HBR	TFAN90	P482	-2.6	-3.6	-2.7	5.3	60	102	137	137	14	4.6	-5.6	75	3.6	1.3	0.7	0.0	2.1	17	\$191	\$153	\$255	\$176	164



LANDFALL ANGUS SALE SUMMARY

LOT	ID	DOB	REG	SIRE	DAM	CE-DIR	CE-FTR	GL	BWT	200	400	600	MWT	MILK	SS	DC	CWT	EMA	RIB	RUMP	RBY	IMF	DOC	SA	SD	SGN	SGS	LOT
165	R207	23/7/2020	HBR	TFAN90	P538	5.4	2.4	5.5	3.3	55	99	128	135	14	3.8	-3.3	74	9.8	-0.8	-2.2	2.0	2.0	30	\$194	\$165	\$255	\$179	165
166	R655	10/8/2020	APR	TFAP131	P829	-0.4	5.7	-8.4	4.3	57	107	139	108	19	3.4	-5.5	80	10.3	0.3	-0.3	1.3	2.7	-5	\$253	\$210	\$329	\$242	166
167	R224	24/7/2020	HBR	TFAN90	P158	2.5	3.2	-5.9	4.8	59	112	150	148	20	4.0	-3.0	86	7.6	1.5	0.6	-0.8	4.3	14	\$208	\$158	\$298	\$198	167
168	R77	18/7/2020	HBR	TFAN90	P388	8.1	3.1	-7.9	1.5	45	89	114	85	27	4.8	-8.2	61	9.1	2.4	2.4	0.0	2.6	9	\$230	\$191	\$293	\$220	168
169	R589	10/8/2020	APR	TFAN90	NH152	-2.9	-5.7	-3.4	5.9	61	108	128	111	18	4.7	-5.1	78	12.0	1.2	-0.1	2.4	1.5	17	\$228	\$207	\$291	\$211	169
170	R698	11/8/2020	HBR	GMUM13	L9	-	-	-	-	-	-	-	-	-	-	-	-	-	-	-	-	-	-	-	-	-	-	170
171	R607	8/8/2020	HBR	VLYM518	N12	-5.8	-2.8	-5.2	5.8	63	104	131	109	24	4.0	-5.3	78	12.3	-2.5	-3.4	2.4	2.8	13	\$239	\$197	\$326	\$223	171
172	R267	24/7/2020	HBR	TFAN106	P663	4.0	3.4	-7.1	3.5	57	110	141	121	27	2.1	-6.3	83	9.6	0.6	0.3	0.2	2.7	-23	\$239	\$199	\$316	\$225	172
173	R1981	14/9/2020	APR	UNKNOWN	N195	-1.6	1.4	-4.5	5.5	58	106	144	129	22	2.3	-	82	5.2	-0.3	-1.3	0.9	1.7	3	\$194	\$158	\$254	\$176	173
174	R515	6/8/2020	HBR	USA17960722	L181	5.9	3.8	-5.8	4.9	71	124	156	131	13	3.6	-7.3	82	-1.7	0.2	-0.2	-2.0	3.4	33	\$265	\$219	\$365	\$248	174
175	R516	6/8/2020	APR	TFAN90	N1266	1.1	-3.4	-5.2	5.0	51	94	119	118	17	4.4	-5.1	65	7.4	0.9	0.9	0.5	2.8	18	\$187	\$157	\$250	\$173	175
176	R1682	16/8/2020	HBR	USA18217198	N829	4.0	8.9	-3.9	2.7	56	111	144	133	20	1.9	-3.4	77	10.0	-2.0	-2.7	1.7	2.9	-6	\$229	\$192	\$306	\$216	176
177	R199	24/7/2020	APR	TFAN180	K37	0.0	-1.3	-5.3	4.1	55	105	129	141	15	5.0	-6.3	72	5.0	-1.0	-2.3	1.1	2.8	18	\$183	\$162	\$247	\$168	177
178	R722	11/8/2020	APR	TFAP399	P819	4.0	6.8	-5.8	5.3	56	108	139	129	17	3.9	-7.8	89	6.5	-0.7	-0.9	0.5	2.6	-15	\$220	\$191	\$282	\$206	178
179	R197	23/7/2020	APR	USA18217198	P86	2.4	5.8	-7.0	5.0	67	114	151	131	21	2.8	-3.1	92	7.0	-2.4	-3.5	2.2	1.7	-3	\$243	\$202	\$321	\$224	179
180	R616	9/8/2020	APR	TFAP84	P269	8.6	8.8	-11.9	1.5	60	117	154	116	30	2.1	-5.3	94	7.3	-1.8	-2.9	2.2	1.1	-4	\$263	\$226	\$333	\$248	180
181	R1857	31/8/2020	HBR	TFAP671	M229	-7.9	-1.3	-5.7	8.6	52	91	127	122	14	0.7	-4.4	70	1.9	1.4	1.3	-0.5	1.6	11	\$139	\$108	\$183	\$119	181
182	R1430	8/8/2020	HBR	USA19054061	L88	4.0	1.1	-5.5	4.0	45	76	96	82	21	3.4	-3.2	51	6.4	2.7	1.8	-1.2	4.0	8	\$187	\$141	\$270	\$173	182
183	R256	24/7/2020	HBR	USA18217198	P422	4.0	6.6	-5.3	2.5	58	105	130	85	20	2.1	-2.2	77	14.3	-1.1	-1.3	3.4	1.4	-8	\$280	\$244	\$355	\$266	183
184	R2073	17/9/2020	APR	TFAP607	J196	5.2	3.8	-6.2	2.5	46	86	115	104	20	1.9	-2.6	64	8.0	-0.3	-2.6	0.9	2.5	1	\$178	\$142	\$240	\$162	184
185	R957	30/8/2020	APR	TFAP244	N38	-9.2	0.5	-3.6	8.0	60	109	143	125	19	0.4	-2.0	87	7.3	-1.1	-2.3	1.1	1.8	-3	\$179	\$147	\$242	\$158	185
186	R337	30/7/2020	HBR	TFAN90	P811	8.8	7.7	-1.1	1.0	46	91	126	100	25	4.8	-5.1	66	4.7	1.2	0.2	-0.1	3.1	13	\$215	\$166	\$286	\$207	186
187	R1925	5/9/2020	APR	TFAP125	N662	-3.7	-6.5	-3.5	6.9	58	100	126	104	18	0.7	-3.7	69	4.9	-1.2	-0.9	0.6	2.8	8	\$214	\$175	\$295	\$194	187
188	R1667	15/8/2020	HBR	TFAN90	L743	1.2	-8.4	-2.0	6.2	57	102	136	125	15	4.4	-7.7	78	9.5	2.1	-0.1	0.3	3.3	30	\$220	\$176	\$292	\$208	188
189	R900	23/8/2020	HBR	TFAP59	N1069	-4.2	-5.3	-5.5	6.2	57	104	136	133	16	5.0	-5.5	70	4.8	-0.5	-0.5	1.0	2.2	7	\$184	\$154	\$242	\$169	189
190	R36	17/7/2020	HBR	TFAN106	P586	5.5	7.7	-11.0	3.6	63	122	165	150	19	1.5	-5.9	93	1.3	0.4	0.5	-1.0	2.8	-2	\$241	\$194	\$320	\$226	190
191	R320	27/7/2020	HBR	TFAN106	P862	3.3	8.3	-2.9	4.5	61	108	149	152	23	3.8	-5.5	92	1.0	-0.2	-0.7	-1.0	2.4	0	\$185	\$144	\$252	\$167	191
192	R1658	14/8/2020	HBR	USA18170041	L90	3.8	-0.6	-2.9	2.7	53	98	130	109	15	3.2	-0.8	74	6.4	-2.3	-4.1	2.0	2.5	25	\$203	\$164	\$275	\$189	192
193	R1694	18/8/2020	HBR	USA18690054	N869	6.0	1.2	-4.4	2.5	55	99	128	123	16	3.0	-5.0	67	9.3	-1.7	-2.5	1.2	3.7	2	\$230	\$186	\$317	\$217	193
194	R1303	6/8/2020	HBR	VLYM518	K57	7.1	-3.0	-7.3	1.5	49	87	112	82	23	2.2	-5.2	63	10.1	1.5	1.0	-0.1	3.3	5	\$239	\$187	\$326	\$227	194
195	R567	8/8/2020	HBR	TFAN90	J1046	2.9	-0.9	-7.0	5.8	57	101	142	142	17	3.4	-5.1	74	7.6	-0.3	-0.8	1.2	2.7	26	\$203	\$159	\$268	\$189	195
196	R79	18/7/2020	HBR	TFAP317	P626	7.6	8.4	-10.8	3.0	56	115	147	115	23	1.2	-4.4	92	9.0	1.4	0.1	1.0	1.6	26	\$248	\$215	\$312	\$233	196
197	R421	4/8/2020	APR	NORL519	N2	6.5	6.1	-8.8	2.2	51	95	130	110	25	2.5	-6.9	78	6.1	1.1	1.4	-1.1	3.2	4	\$229	\$176	\$309	\$218	197
198	R1576	11/8/2020	HBR	USA18170041	L90	7.0	1.1	-5.2	1.0	48	88	117	91	18	0.6	-3.7	72	8.1	0.0	-0.5	0.6	2.3	25	\$225	\$179	\$298	\$211	198
199	R185	23/7/2020	APR	TFAN90	P1271	-1.3	-5.5	-6.0	5.3	56	108	149	156	21	3.1	-1.6	82	3.6	-1.9	-2.5	0.7	2.9	22	\$159	\$120	\$227	\$143	199
200	R895	21/8/2020	HBR	TFAK132	L198	8.3	3.1	-7.1	0.9	49	100	137	117	22	0.0	-3.8	81	7.3	0.5	-1.7	-0.3	2.2	-9	\$199	\$157	\$265	\$185	200
201	R1680	16/8/2020	HBR	USA19054061	N834	2.2	-2.0	-2.4	3.7	47	94	123	113	26	3.0	-3.6	72	5.0	0.6	-0.1	-0.8	4.0	16	\$179	\$136	\$258	\$166	201
202	R319	27/7/2020	HBR	USA18217198	P106	2.1	7.5	-2.4	3.0	59	109	136	105	20	3.1	-1.5	79	9.3	1.0	0.8	0.2	3.5	1	\$253	\$205	\$352	\$242	202
203	R694	11/8/2020	HBR	VLYM518	N12	-2.3	-1.5	-7.8	5.4	59	98	124	100	24	3.0	-6.9	76	12.0	1.1	0.5	0.1	3.9	13	\$253	\$199	\$354	\$240	203
204	R695	11/8/2020	HBR	VLYM518	J367	-	-	-	-	-	-	-	-	-	-	-	-	-	-	-	-	-	-	-	-	-	-	204
205	R1523	10/8/2020	HBR	VLYM518	J367	-	-	-	-	-	-	-	-	-	-	-	-	-	-	-	-	-	-	-	-	-	-	205



LANDFALL ANGUS SALE SUMMARY

LOT	ID	DOB	REG	SIRE	DAM	CE-DIR	CE-DTR	GL	BWT	200	400	600	MWT	MILK	SS	DC	CWT	EMA	RIB	RUMP	RBV	IMF	DOC	SA	SD	SGN	SGS	LOT
206	R1260	5/8/2020	APR	VLYM518	N618	6.6	0.7	-9.0	2.9	54	102	119	106	23	2.8	-5.8	71	11.8	-0.2	0.0	0.4	4.3	11	\$250	\$210	\$351	\$238	206
207	R1640	13/8/2020	HBR	USA18217198	H537	-	-	-	-	-	-	-	-	-	-	-	-	-	-	-	-	-	-	-	-	-	-	207
208	R406	3/8/2020	HBR	QMUM13	N300	7.7	5.6	-9.7	3.0	58	96	114	66	23	2.8	-9.6	70	10.0	-0.8	-2.1	2.5	2.6	-3	\$318	\$274	\$412	\$303	208
209	R288	25/7/2020	HBR	TFAK132	P123	4.3	7.1	-7.6	3.5	62	114	151	135	20	2.3	-6.1	98	4.5	0.6	-0.9	-0.2	2.3	-11	\$233	\$192	\$307	\$217	209
210	R967	31/8/2020	HBR	TFAP103	N1070	-1.0	3.0	-4.9	8.0	57	107	128	104	13	2.1	-6.0	78	4.6	-1.1	-1.3	0.8	2.9	-10	\$226	\$202	\$295	\$207	210
211	R662	10/8/2020	HBR	TFAP128	P33	8.0	8.5	-6.7	2.2	54	98	126	95	23	1.0	-4.1	81	7.0	-0.1	-2.1	0.9	2.6	3	\$248	\$203	\$332	\$232	211
212	R1774	26/8/2020	HBR	QMUM13	M1109	-	-	-	-	-	-	-	-	-	-	-	-	-	-	-	-	-	-	-	-	-	-	212
213	R1441	8/8/2020	HBR	NORL519	K356	-1.7	2.2	-5.7	5.3	56	107	128	119	14	0.7	-3.9	78	8.2	-1.1	-1.4	0.7	3.1	-19	\$214	\$186	\$292	\$196	213
214	R552	7/8/2020	HBR	TFAN90	K745	3.3	-5.3	-7.9	5.2	53	95	121	128	10	2.1	-4.1	67	8.5	1.3	-0.8	0.3	2.9	28	\$181	\$150	\$246	\$164	214
215	R680	11/8/2020	HBR	TFAP417	P82	-0.4	7.3	-5.1	4.6	58	106	141	125	18	3.1	-5.4	87	7.9	1.6	-0.4	0.8	1.3	6	\$206	\$175	\$260	\$190	215
216	R1213	4/8/2020	HBR	TFAP317	K1034	-1.4	2.9	-9.7	7.0	61	110	145	130	13	3.2	-4.3	84	10.0	-0.9	-1.4	2.3	1.7	14	\$220	\$190	\$279	\$205	216
217	R573	8/8/2020	APR	TFAN90	N951	-1.6	-5.2	-5.6	6.7	54	104	141	143	18	5.0	-6.8	76	4.5	1.4	-0.3	1.1	1.8	21	\$166	\$142	\$210	\$153	217
218	R752	12/8/2020	HBR	TFAN90	K204	4.3	-2.7	-3.5	4.3	62	109	145	139	17	4.3	-5.0	88	8.5	-0.4	-2.5	1.7	1.9	30	\$219	\$182	\$287	\$204	218
219	R984	3/9/2020	HBR	TFAP442	H807	2.1	5.3	-4.0	4.1	51	94	119	99	20	1.8	-6.4	80	10.3	-0.4	-1.9	2.1	1.2	5	\$215	\$190	\$268	\$198	219
220	R321	28/7/2020	HBR	TFAL24	P145	-1.3	0.1	-2.5	5.2	65	126	158	141	21	3.2	-2.5	85	7.8	-1.2	-2.6	1.4	2.7	10	\$229	\$197	\$312	\$214	220
221	R1691	17/8/2020	HBR	QMUM13	M508	2.5	4.7	-3.0	5.7	62	92	116	107	11	1.8	-9.7	72	17.0	0.4	-1.4	2.4	1.9	11	\$268	\$230	\$338	\$249	221
222	R797	16/8/2020	APR	TFAP658	P215	-0.8	-2.9	-2.3	6.0	61	116	154	141	20	1.5	-2.6	81	11.3	0.1	-2.3	1.3	2.8	11	\$214	\$174	\$291	\$199	222
223	R299	27/7/2020	HBR	TFAN90	P853	-0.2	-2.9	-4.1	5.2	54	94	119	112	15	5.8	-9.4	68	10.2	1.5	1.2	0.7	3.3	10	\$229	\$192	\$300	\$219	223
224	R985	3/9/2020	HBR	TFAK132	L198	-0.4	1.1	-2.1	4.1	56	109	132	108	22	2.5	-7.4	85	1.9	2.2	0.8	-2.2	2.8	4	\$209	\$179	\$284	\$192	224
225	R1350	7/8/2020	HBR	USA18690054	N869	8.9	8.0	-8.5	0.3	53	101	124	112	19	2.7	-5.9	71	8.4	-0.3	-0.3	1.1	3.5	2	\$261	\$218	\$354	\$251	225
226	R651	9/8/2020	APR	TFAP320	P424	5.2	3.6	-6.0	3.2	45	88	114	104	14	1.9	-3.1	60	8.7	3.7	3.0	-1.3	2.7	-16	\$180	\$145	\$239	\$167	226
227	R927	25/8/2020	HBR	TFAK132	L198	9.3	6.5	-7.1	-0.1	48	102	133	114	25	2.2	-5.7	81	1.4	0.8	-1.0	-1.5	2.6	4	\$195	\$158	\$263	\$180	227
228	R687	11/8/2020	HBR	TFAP199	P275	-6.3	6.5	-5.7	6.1	67	122	166	157	14	1.2	-4.2	93	4.9	-2.2	-3.3	1.5	1.9	-2	\$215	\$176	\$285	\$198	228
229	R763	12/8/2020	HBR	QMUM13	L34	-4.2	-7.2	-5.1	6.2	61	110	145	120	16	1.0	-5.6	77	10.2	-0.3	-1.5	0.7	2.9	-12	\$235	\$189	\$316	\$220	229
230	R893	20/8/2020	HBR	TFAP103	N665	-2.6	4.4	-9.5	4.8	54	97	123	103	20	2.3	-4.8	64	9.3	0.7	0.2	1.7	2.5	-8	\$230	\$193	\$303	\$215	230
231	R799	16/8/2020	APR	TFAP159	N367	2.3	2.5	-6.0	6.4	53	96	134	118	14	2.8	-6.0	79	2.3	0.3	-0.6	0.1	2.1	-13	\$193	\$155	\$246	\$177	231
232	R735	12/8/2020	HBR	TFAP16	P873	0.9	-0.6	-8.9	5.9	63	109	138	132	17	4.2	-7.2	79	8.4	-1.0	-0.5	1.9	2.1	20	\$239	\$207	\$309	\$223	232
233	R157	22/7/2020	HBR	TFAN90	P937	4.6	1.6	-5.8	4.2	51	97	129	123	19	4.0	-3.4	68	10.8	0.5	-2.5	2.5	1.7	27	\$188	\$160	\$239	\$174	233
234	R402	3/8/2020	APR	QMUM13	H52	5.2	5.1	-10.1	4.6	56	96	114	86	17	1.0	-7.9	71	8.7	-1.3	-1.9	1.6	2.6	3	\$267	\$233	\$347	\$248	234
235	R762	12/8/2020	HBR	USA17960722	L181	6.7	7.0	-4.9	1.7	59	104	128	87	18	3.4	-8.5	65	1.3	3.2	2.1	-1.5	2.3	33	\$272	\$229	\$355	\$257	235
236	R368	1/8/2020	APR	USA18690054	N84	11.5	10.4	-9.7	1.4	44	76	91	81	8	2.0	-4.4	55	12.6	1.2	0.6	0.4	3.8	-1	\$228	\$187	\$310	\$218	236
237	R1751	25/8/2020	HBR	TFAN90	M478	-	-	-	-	-	-	-	-	-	-	-	-	-	-	-	-	-	-	-	-	-	-	237
238	R1823	29/8/2020	HBR	TFAK132	M1109	-	-	-	-	-	-	-	-	-	-	-	-	-	-	-	-	-	-	-	-	-	-	238
239	R1377	7/8/2020	HBR	TFAN90	K14	7.1	-1.3	-6.3	3.0	51	99	122	101	23	3.7	-4.9	72	10.0	0.1	-2.3	2.0	3.2	22	\$235	\$200	\$315	\$223	239
240	R828	29/8/2020	HBR	USA18217198	J367	-	-	-	-	-	-	-	-	-	-	-	-	-	-	-	-	-	-	-	-	-	-	240

Landfall Angus Autumn Bull Sale 2022 Average	1.8	1.8	-6.0	4.4	58	106	137	122	19	2.8	-5.1	79	7.4	0.2	-0.8	0.6	2.7	8	\$224	\$185	\$299	\$209
Breed Average 2020 Drop Calves	2.2	2.6	-4.7	4.1	50	89	117	101	17	2.1	-4.7	66	6.2	0.0	-0.4	0.5	2.1	7	\$195	\$160	\$256	\$178



REFERENCE SIRES



Landfall New Ground N90 PV



LANDFALL ANGUS REFERENCE SIRES

LANDFALL NEW GROUND N90 ^{PV}

Soc Id: TFAN90
Born: 16/07/2017
Rego. Status: HBR

Index Values			
\$A	\$D	\$GN	\$GS
+\$215	+\$177	+\$286	+\$206

Genetic Status

AMF CAF DDF NHF DWF MAF MHF OHF OSF RGF

Number of Herds: 25, Prog Analysed: 831, Genomic Prog: 112

Traits Observed: GL,CE,BWT,200WT,400WT,600WT,SC,Scan(EMA,Rib,Rump,IMF),Genomics

MYTTY IN FOCUS #
 A A R TEN X 7008 S A ^{SV}
 A A R LADY KELTON 5551 #
Sire: V A R DISCOVERY 2240 ^{PV}
 SITZ UPWARD 307R ^{SV}
 DEER VALLEY RITA 0308 #
 G A R OBJECTIVE 2345 #

SCHURRTOP REALITY X723 #
 MATAURI REALITY 839 #
 MATAURI 06663 #
Dam: LANDFALL ELSA L88 ^{PV}
 TE MANIA EMPEROR E343 ^{PV}
 LANDFALL ELSA J139 #
 LANDFALL E103 ^{SV}

Notes

New Ground is from a high-quality female line, and we expect daughter quality to be one of his strong points. His first daughters have just weaned calves and are an impressive line of young females. His progeny are attractive to the eye being very well balanced with even performance and quiet temperament. New Ground is now seeing heavy use across the industry. A total of 47 sons on offer in this sale.

February 2022 TransTasman Angus Cattle Evaluation

EBV	CE-Dir	CE-Dtr	GL	BW	200	400	600	Mwt	Milk	SS	DC	CW	EMA	Rib	Rump	RBY	IMF	DOC
		+4.1	-1.3	-6.4	+4.2	+60	+113	+149	+151	+20	+7.0	-5.5	+79	+9.4	+2.5	+1.0	+0.7	+2.9
Acc	81%	63%	99%	98%	97%	98%	97%	85%	74%	96%	55%	81%	86%	86%	84%	80%	84%	97%



BREED AVERAGE 2020 DROP ANGUS		CE-Dir	CE-Dtr	GL	BWT	200	400	600	MWT	MILK	SS	DC	CWT	EMA	RIB	RUMP	RBY	IMF	DOC	\$A	\$D	\$GN	\$GS
	EBV	2.2	2.6	-4.7	4.1	50	89	117	101	17	2.1	-4.7	66	6.2	0.0	-0.4	0.5	2.1	7	\$195	\$160	\$256	\$178



LANDFALL ANGUS REFERENCE SIRES

RENNYLEA L519 ^{PV}

Soc Id: NORL519
Born: 20/08/2015

Rego. Status: HBR

Index Values			
\$A	\$D	\$GN	\$GS
+\$241	+\$188	+\$333	+\$230

Genetic Status
 AMF CAF DDF NHF

Number of Herds: 42, Prog Analysed: 2759, Genomic Prog: 226

Traits Observed: BWT,200WT,400WT(x2),600WT,SC,Scan(EMA,Rib,Rump,IMF),DOC,Genomics

G A R NEW DESIGN 5050 #
 G A R INGENUITY #
 G A R OBJECTIVE 1067 #
Sire: H P C A INTENSITY #
 G A R PREDESTINED #
 G A R PREDESTINED 287L #
 G A R OBJECTIVE 1885 #

TE MANIA YORKSHIRE Y437 ^{PV}
 TE MANIA BERKLEY B1 ^{PV}
 TE MANIA LOWAN Z53 #
Dam: RENNYLEA H414 ^{SV}
 TE MANIA UNLIMITED U3271 #
 RENNYLEA C310 #
 RENNYLEA Z369 #

Notes

A sire with a great data set and breeds progeny with phenotype to go with it. L519 progeny are easy doing type cattle with good length and shape. Structural soundness and docility are very much his strong points. A heavy use bull across the breed both at a commercial and seedstock level, he has impressed cattle breeders across the country. A total of 38 sons on offer in this sale.

February 2022 TransTasman Angus Cattle Evaluation

EBV	CE-Dir	CE-Dtr	GL	BW	200	400	600	Mwt	Milk	SS	DC	CW	EMA	Rib	Rump	RBY	IMF	DOC
	+3.6	+4.2	-8.3	+4.4	+57	+107	+142	+132	+18	+1.1	-6.7	+80	+7.8	+2.0	+2.1	-1.4	+4.1	+24
Acc	91%	82%	99%	99%	98%	98%	98%	97%	92%	98%	63%	90%	90%	90%	89%	86%	88%	99%



BREED AVERAGE 2020 DROP ANGUS	EBV	CE-Dir	CE-Dtr	GL	BWT	200	400	600	MWT	MILK	SS	DC	CWT	EMA	RIB	RUMP	RBY	IMF	DOC	\$A	\$D	\$GN	\$GS
		2.2	2.6	-4.7	4.1	50	89	117	101	17	2.1	-4.7	66	6.2	0.0	-0.4	0.5	2.1	7	\$195	\$160	\$256	\$178



LANDFALL ANGUS REFERENCE SIRES

G A R ASHLAND ^{PV}

Soc Id: USA18217198

Born: 31/01/2015

Rego. Status: HBR

Index Values			
\$A	\$D	\$GN	\$GS
+\$300	+\$250	+\$407	+\$288

Genetic Status

AMF CAF DDF NHF

Number of Herds: 86, Prog Analysed: 2166, Genomic Prog: 21

Traits Observed: Genomics

MCC DAYBREAK #
 G A R DAYLIGHT #
 G A R OBJECTIVE R227 #
Sire: G A R EARLY BIRD #
 G A R PROGRESS ^{SV}
 G A R PROGRESS 830 #
 G A R 111 RITO 3346 #

ROCKN D AMBUSH 1531 #
 B/R AMBUSH 28 #
 B/R RUBY OF TIFFANY 8250 #
Dam: CHAIR ROCK AMBUSH 1018 #
 G A R YIELD GRADE #
 G A R YIELD GRADE N366 #
 G A R 1407 NEW DESIGN 1942 #

Notes

A high carcass merit sire that breeds progeny with style and eye appeal. Good width throughout with depth of body and muscle. Ashland possesses a very attractive birth to growth ratio with a moderate mature weight. Selected for use in the Landfall herd after inspection of Ashland himself and a number of progeny in the US in 2019. A total of 21 sons on offer in this sale.

February 2022 TransTasman Angus Cattle Evaluation

EBV	CE-Dir	CE-Dtr	GL	BW	200	400	600	Mwt	Milk	SS	DC	CW	EMA	Rib	Rump	RBY	IMF	DOC
EBV	-1.3	+7.3	-6.5	+3.7	+69	+120	+150	+116	+16	+1.6	-1.8	+84	+14.2	-2.3	-2.7	+3.0	+3.0	-9
Acc	88%	63%	99%	99%	98%	98%	98%	89%	86%	98%	50%	88%	90%	89%	85%	84%	88%	97%



BREED AVERAGE 2020 DROP ANGUS		CE-Dir	CE-Dtr	GL	BWT	200	400	600	MWT	MILK	SS	DC	CWT	EMA	RIB	RUMP	RBY	IMF	DOC	\$A	\$D	\$GN	\$GS
EBV		2.2	2.6	-4.7	4.1	50	89	117	101	17	2.1	-4.7	66	6.2	0.0	-0.4	0.5	2.1	7	\$195	\$160	\$256	\$178



LANDFALL ANGUS REFERENCE SIRES

LAWSONS MOMENTOUS M518 ^{PV}

Soc Id: VLYM518
Born: 30/06/2016

Rego. Status: HBR

Index Values			
\$A	\$D	\$GN	\$GS
+\$233	+\$178	+\$348	+\$221

Genetic Status

AMFU CAFU DDF NHFU

Number of Herds: 73, Prog Analysed: 3212, Genomic Prog: 269

Traits Observed: GL,BWT,200WT(x2),400WT(x2),600WT,Scan(EMA,Rib,Rump,IMF),Genomics

G A R PREDESTINED [#]
 G A R PROGRESS ^{SV}
 G A R OBJECTIVE 2345 [#]
Sire: G A R MOMENTUM ^{PV}
 ALC BIG EYE D09N [#]
 G A R BIG EYE 1770 [#]
 G A R OBJECTIVE 3387 [#]

TE MANIA ULONG U41 ^{SV}
 TE MANIA AFRICA A217 ^{PV}
 TE MANIA JEDDA Y32 ^{SV}
Dam: LAWSONS AFRICA H229 ^{SV}
 B/R AMBUSH 28 [#]
 LAWSONS ROCKND AMBUSH E1103 ^{PV}
 LAWSONS FAIR DINKUM C565 ^{PV}

Notes

A sire that breeds progeny with exceptional carcase value as proven in the Angus Sire Benchmarking Program after coming out as the number 1 carcase value sire. Progeny are structurally sound and docile. Use Momentous to give an extra boost of EMA and IMF. A total of 18 sons on offer in this sale.

February 2022 TransTasman Angus Cattle Evaluation

EBV	CE-Dir	CE-Dtr	GL	BW	200	400	600	Mwt	Milk	SS	DC	CW	EMA	Rib	Rump	RBY	IMF	DOC
EBV	-1.7	-7.8	-5.4	+4.0	+52	+95	+115	+85	+28	+2.6	-2.7	+63	+13.3	-1.0	-0.7	+0.3	+5.0	+24
Acc	93%	78%	99%	99%	98%	98%	98%	91%	87%	98%	63%	90%	90%	91%	89%	85%	88%	97%



BREED AVERAGE 2020 DROP ANGUS		CE-Dir	CE-Dtr	GL	BWT	200	400	600	MWT	MILK	SS	DC	CWT	EMA	RIB	RUMP	RBY	IMF	DOC	\$A	\$D	\$GN	\$GS
EBV		2.2	2.6	-4.7	4.1	50	89	117	101	17	2.1	-4.7	66	6.2	0.0	-0.4	0.5	2.1	7	\$195	\$160	\$256	\$178



LANDFALL ANGUS REFERENCE SIRES

CLUNES CROSSING DUSTY M13 ^{PV}

Soc Id: QMUM13
Born: 07/08/2016
Rego. Status: HBR

Index Values			
\$A	\$D	\$GN	\$GS
+\$337	+\$288	+\$442	+\$321

Genetic Status

AMFU CAFU DDF NHFU MAF RGF

Number of Herds: 69, Prog Analysed: 1307, Genomic Prog: 237

Traits Observed: GL,200WT,400WT,SC,Scan(EMA,Rib,Rump,IMF),Genomics

B A R EXT TRAVELER 205 #
 C R A BEXTOR 872 5205 608 #
 CRA LADY JAYE 608 498 S EASY #
Sire: G A R PROPHET ^{SV}
 S S OBJECTIVE T510 OT26 #
 G A R OBJECTIVE 1885 #
 G A R 1407 NEW DESIGN 2232 #

TE MANIA YORKSHIRE Y437 ^{PV}
 TE MANIA BERKLEY B1 ^{PV}
 TE MANIA LOWAN Z53 #
Dam: CLUNES CROSSING GLORIOUS G1 ^{SV}
 B/R DESTINATION 727-928 #
 TE MANIA LOWAN A1 #
 TE MANIA LOWAN V130 #

Notes

Dusty is a high indexing sire with a well-balanced performance package. He offers calving ease, early growth and a moderate mature weight coupled with carcass quality. Progeny assessment to date has found good foot structure. A total of 17 sons on offer in this sale.

February 2022 TransTasman Angus Cattle Evaluation

EBV	CE-Dir	CE-Dtr	GL	BW	200	400	600	Mwt	Milk	SS	DC	CW	EMA	Rib	Rump	RBV	IMF	DOC
	+2.6	+3.9	-8.1	+5.4	+67	+101	+120	+83	+15	+1.1	-10.2	+75	+15.6	+0.1	-2.0	+2.7	+2.8	-7
Acc	87%	75%	99%	98%	98%	98%	98%	88%	80%	97%	59%	83%	86%	86%	84%	81%	84%	96%



BREED AVERAGE 2020 DROP ANGUS		CE-Dir	CE-Dtr	GL	BWT	200	400	600	MWT	MILK	SS	DC	CWT	EMA	RIB	RUMP	RBV	IMF	DOC	\$A	\$D	\$GN	\$GS
EBV		2.2	2.6	-4.7	4.1	50	89	117	101	17	2.1	-4.7	66	6.2	0.0	-0.4	0.5	2.1	7	\$195	\$160	\$256	\$178



LANDFALL ANGUS REFERENCE SIRE

LANDFALL KEYSTONE K132 ^{PV}

Soc Id: TFAK132
Born: 19/07/2014
Rego. Status: HBR

Index Values			
\$A	\$D	\$GN	\$GS
+\$234	+\$192	+\$307	+\$218

Genetic Status

AMF CAF DDF NHF DWF MAF MHF OHF OSF RGF

Number of Herds: 100, Prog Analysed: 2160, Genomic Prog: 548

Traits Observed: GL,CE,BWT,200WT,400WT,600WT,SC,Scan(EMA,Rib,Rump,IMF),Genomics

BOOROOMOOKA UNDERTAKEN U170 ^{PV}
 BOOROOMOOKA UNDERTAKEN Y145 ^{PV}
 BOOROOMOOKA UAAISE U101 ^{SV}
Sire: RENNYLEA EDMUND E11 ^{PV}
 YTHANBRAE HENRY VIII U8 ^{SV}
 LAWSONS HENRY VIII Y5 ^{SV}
 YTHANBRAE DIRECTION T270 #

CONNEALY FRONTLINE #
 S A V FRONT RUNNER 0713 #
 JACS BLOSSOM 5357 #
Dam: LANDFALL ARCHER H807 ^{SV}
 DUNOON REAGAN R093+96 ^{SV}
 LANDFALL ARCHER X9 ^{PV}
 LANDFALL ARCHER T74 #

Notes

Still breeding bulls towards the top end of the catalogue, Keystone is one of the highest use bulls across the industry over the last three years, he is a genuine curve bending sire, who breeds consistency in his progeny. An Edmund son with added frame and length, we are experiencing good foot and leg structure with a clean front end. Progeny are displaying above average frame and length with docility a strong point. A total of 11 sons on offer in this sale.

February 2022 TransTasman Angus Cattle Evaluation

EBV	CE-Dir	CE-Dtr	GL	BW	200	400	600	Mwt	Milk	SS	DC	CW	EMA	Rib	Rump	RBY	IMF	DOC
		+4.1	+7.4	-8.1	+2.2	+59	+111	+148	+133	+21	+0.7	-6.4	+99	+6.9	+1.7	-1.6	+0.1	+2.0
Acc	93%	79%	99%	99%	98%	98%	98%	94%	94%	98%	67%	91%	91%	91%	90%	88%	89%	98%



BREED AVERAGE 2020 DROP ANGUS		CE-Dir	CE-DTR	GL	BWT	200	400	600	MWT	MILK	SS	DC	CWT	EMA	RIB	RUMP	RBY	IMF	DOC	\$A	\$D	\$GN	\$GS
EBV		2.2	2.6	-4.7	4.1	50	89	117	101	17	2.1	-4.7	66	6.2	0.0	-0.4	0.5	2.1	7	\$195	\$160	\$256	\$178



LANDFALL ANGUS REFERENCE SIRES

LANDFALL NOBLEMAN N106 ^{SV}

Soc Id: TFAN106
Born: 17/07/2017
Rego. Status: HBR

Index Values			
\$A	\$D	\$GN	\$GS
+\$226	+\$179	+\$314	+\$211

Genetic Status
 AMFU CAFU DDFU NHFU

Number of Herds: 10, Prog Analysed: 284, Genomic Prog: 0

Traits Observed: GL,CE,BWT,200WT,400WT,600WT,SC,Scan(EMA,Rib,Rump,IMF),Genomics

BOOROOMOOKA UNDERTAKEN Y145 ^{PV}
 RENNYLEA EDMUND E11 ^{PV}
 LAWSONS HENRY VIII Y5 ^{SV}
Sire: LANDFALL KEYSTONE K132 ^{PV}
 S A V FRONT RUNNER 0713 #
 LANDFALL ARCHER H807 ^{SV}
 LANDFALL ARCHER X9 ^{PV}

TC ABERDEEN 759 ^{SV}
 LANDFALL HANK H68 ^{PV}
 LANDFALL POLLY F353 ^{SV}
Dam: LANDFALL ARCHER L118 ^{SV}
 LANDFALL MODEST F56 ^{PV}
 LANDFALL ARCHER J831 #
 LANDFALL ARCHER D272 #

Notes

The lot 2 bull from our 2019 Autumn Sale, he was purchased by the Blyth Family at Fernleigh Angus in Victoria. A larger frame sire with attractive phenotype and very sound structure. We have inspected the bull twice since he was sold and he continues to meet expectation. Nobleman is seeing use across the industry with his sons featuring in other seedstock sales this Spring. A total of 9 sons on offer in this sale.

February 2022 TransTasman Angus Cattle Evaluation

EBV	CE-Dir	CE-Dtr	GL	BW	200	400	600	Mwt	Milk	SS	DC	CW	EMA	Rib	Rump	RBY	IMF	DOC
		+5.5	+4.7	-9.2	+2.5	+63	+124	+166	+150	+27	+2.5	-3.7	+101	+2.9	-1.7	-2.8	-0.3	+3.1
Acc	76%	59%	98%	97%	94%	95%	94%	83%	72%	92%	50%	79%	81%	83%	81%	77%	79%	92%



BREED AVERAGE 2020 DROP ANGUS		CE-Dir	CE-Dtr	GL	BWT	200	400	600	MWT	MILK	SS	DC	CWT	EMA	RIB	RUMP	RBY	IMF	DOC	\$A	\$D	\$GN	\$GS
	EBV	2.2	2.6	-4.7	4.1	50	89	117	101	17	2.1	-4.7	66	6.2	0.0	-0.4	0.5	2.1	7	\$195	\$160	\$256	\$178



LANDFALL ANGUS REFERENCE SIRES

SYDGEN ENHANCE ^{PV}

Soc Id: USA18170041

Born: 27/01/2015

Rego. Status: HBR

Index Values			
\$A	\$D	\$GN	\$GS
+\$255	+\$206	+\$348	+\$242

Genetic Status

AMF CAF DDF NHF DWF MAF MHF OHF OSF

Number of Herds: 95, Prog Analysed: 2486, Genomic Prog: 110

Traits Observed: Genomics

D A A R INFINITY 313 #
 SYDGEN GOOGOL #
 SYDGEN FOREVER LADY 4087 #
Sire: SYDGEN EXCEED 3223 ^{PV}
 SYDGEN 928 DESTINATION 5420 #
 SYDGEN FOREVER LADY 1255 #
 SYDGEN FOREVER LADY 8114 #

CONNEALY FORWARD #
 SYDGEN LIBERTY GA 8627 #
 SYDGEN BLACKBIRD GA 051 #
Dam: SYDGEN RITA 2618 #
 G T SHEAR FORCE #
 FOX RUN RITA 9308 #
 LIMESTONE RITA U0004 #

Notes

Selected for use after inspection of the sire and his progeny in the US in 2019. A larger frame bull with plenty of length. Another bull out of the Sydgen program with added carcass merit. Progeny are sound and docile. Some bulls in this sale out of quality donor cows. A total of 7 sons on offer in this sale.

February 2022 TransTasman Angus Cattle Evaluation

EBV	CE-Dir	CE-Dtr	GL	BW	200	400	600	Mwt	Milk	SS	DC	CW	EMA	Rib	Rump	RBY	IMF	DOC
		+3.7	+1.1	-3.7	+3.1	+61	+109	+141	+103	+21	+2.7	-1.5	+79	+7.8	-2.1	-2.0	+1.2	+2.7
Acc	91%	75%	99%	99%	98%	98%	98%	91%	85%	98%	47%	88%	89%	89%	85%	83%	87%	97%



BREED AVERAGE		CE-Dir	CE-DTR	GL	BWT	200	400	600	MWT	MILK	SS	DC	CWT	EMA	RIB	RUMP	RBY	IMF	DOC	\$A	\$D	\$GN	\$GS
2020 DROP ANGUS		2.2	2.6	-4.7	4.1	50	89	117	101	17	2.1	-4.7	66	6.2	0.0	-0.4	0.5	2.1	7	\$195	\$160	\$256	\$178



LANDFALL ANGUS REFERENCE SIRES

BALDRIDGE BEAST MODE B074 ^{PV}

Soc Id: USA17960722

Born: 07/02/2014

Rego. Status: HBR

Index Values			
\$A	\$D	\$GN	\$GS
+\$308	+\$257	+\$415	+\$290

Genetic Status

AMFU CAF DDF NHFU DWF MAF MHF

Number of Herds: 197, Prog Analysed: 4234, Genomic Prog: 495

Traits Observed: Genomics

B A R EXT TRAVELER 205 #
 C R A BEXTOR 872 5205 608 #
 CRA LADY JAYE 608 498 S EASY #
Sire: G A R PROPHE T ^{SV}
 S S OBJECTIVE T510 OT26 #
 G A R OBJECTIVE 1885 #
 G A R 1407 NEW DESIGN 2232 #

SITZ UPWARD 307R ^{SV}
 STYLES UPGRADE J59 #
 PLAINVIEW LASSIE 71B #
Dam: BALDRIDGE ISABEL Y69 #
 BALDRIDGE KABOOM K243 KCF #
 BALDRIDGE ISABEL T935 #
 BALDRIDGE ISABEL P4527 #

Notes

Beast Mode progeny have extreme thickness and depth of body. A sire line well suited to use over taller and longer females. He possesses calving ease, moderate birth weight and huge early growth. Inspected in the US in 2019 he was structurally sound, and his progeny are proving that foot structure is certainly a strength. A total of 6 sons on offer in this sale.

February 2022 TransTasman Angus Cattle Evaluation

EBV	CE-Dir	CE-Dtr	GL	BW	200	400	600	Mwt	Milk	SS	DC	CW	EMA	Rib	Rump	RBY	IMF	DOC
		+7.2	+7.1	-3.5	+3.5	+75	+121	+152	+122	+15	+2.7	-6.0	+77	+5.3	-1.2	-2.4	+1.0	+2.6
Acc	93%	77%	99%	99%	98%	99%	98%	94%	93%	98%	61%	91%	90%	90%	87%	85%	88%	98%



BREED AVERAGE		CE-Dir	CE-Dtr	GL	BWT	200	400	600	MWT	MILK	SS	DC	CWT	EMA	RIB	RUMP	RBY	IMF	DOC	\$A	\$D	\$GN	\$GS
2020 DROP ANGUS	EBV	2.2	2.6	-4.7	4.1	50	89	117	101	17	2.1	-4.7	66	6.2	0.0	-0.4	0.5	2.1	7	\$195	\$160	\$256	\$178



LANDFALL ANGUS REFERENCE SIRES

GB FIREBALL 672 ^{PV}

Soc Id: USA18690054

Born: 20/10/2016

Rego. Status: HBR

Index Values			
\$A	\$D	\$GN	\$GS
+\$277	+\$229	+\$387	+\$265

Genetic Status

AMF CAF DDF NHF DWF MAF MHF OHF OSF

Number of Herds: 61, Prog Analysed: 978, Genomic Prog: 0

Traits Observed: Genomics

CONNEALY IN SURE 8524 #
 G A R SURE FIRE ^{SV}
 CHAIR ROCK 5050 G A R 8086 #
Sire: G A R SURE FIRE 6404 #
 SUMMITCREST COMPLETE 1P55 #
 G A R COMPLETE N281 #
 G A R OBJECTIVE 277L #

MCC DAYBREAK #
 G A R ANTICIPATION #
 G A R 5050 NEW DESIGN 0530 #
Dam: GB ANTICIPATION 432 #
 B/R AMBUSH 28 #
 GB AMBUSH 269 #
 G B FOREVER LADY 5028 #

Notes

Another sire selected for use from our trip to the US in 2019 for his combination of performance and phenotype. Our first offering of Fireballs with 6 sons on offer.

February 2022 TransTasman Angus Cattle Evaluation

EBV	CE-Dir	CE-Dtr	GL	BW	200	400	600	Mwt	Milk	SS	DC	CW	EMA	Rib	Rump	RBY	IMF	DOC
EBV	+8.7	+6.2	-5.8	+2.5	+61	+100	+121	+120	+11	+2.3	-5.2	+73	+12.7	-2.0	-1.6	+1.9	+4.3	-9
Acc	83%	56%	99%	98%	96%	96%	92%	84%	75%	93%	46%	83%	83%	85%	80%	79%	80%	92%



BREED AVERAGE		CE-Dir	CE-Dtr	GL	BWT	200	400	600	MWT	MILK	SS	DC	CWT	EMA	RIB	RUMP	RBY	IMF	DOC	\$A	\$D	\$GN	\$GS
2020 DROP ANGUS	EBV	2.2	2.6	-4.7	4.1	50	89	117	101	17	2.1	-4.7	66	6.2	0.0	-0.4	0.5	2.1	7	\$195	\$160	\$256	\$178



LANDFALL ANGUS REFERENCE SIRES

E W A WEST POINT 7258 ^{PV}

Soc Id: USA19054061

Born: 24/09/2017

Rego. Status: HBR

Index Values			
\$A	\$D	\$GN	\$GS
+\$226	+\$172	+\$337	+\$211

Genetic Status

AMF CAF DDF NHF MHF OHF OSF

Number of Herds: 6, Prog Analysed: 78, Genomic Prog: 0

Traits Observed: Genomics

G A R PREDESTINED #
G A R PROGRESS ^{SV}
G A R OBJECTIVE 2345 #
Sire: G A R MOMENTUM ^{PV}
ALC BIG EYE D09N #
G A R BIG EYE 1770 #
G A R OBJECTIVE 3387 #

SITZ UPWARD 307R ^{SV}
PLATTEMERE WEIGH UP K360 #
BARBARA OF PLATTEMERE 337 #
Dam: E W A 3114 OF 128 WEIGH UP #
G A R NEW DESIGN 5050 #
EDGEWOOD JAUNTY 128 #
EDGEWOOD JAUNTY 935 #

Notes

We found this bull at Select Sires in 2019 in the US. A young bull that had just come into the collection centre with big raps from his genomic test results. A high carcass merit bull with balance across the rest of his performance data. Seven sons on offer in this sale all bred from embryo transfer.

February 2022 TransTasman Angus Cattle Evaluation

EBV	CE-Dir	CE-Dtr	GL	BW	200	400	600	Mwt	Milk	SS	DC	CW	EMA	Rib	Rump	RBY	IMF	DOC
+0.1	+0.0	-8.2	+4.6	+59	+107	+137	+116	+25	+0.8	+0.5	+77	+8.8	-1.6	-2.2	+0.6	+4.4	+18	
Acc	71%	59%	95%	93%	90%	91%	89%	83%	78%	83%	51%	82%	79%	82%	77%	78%	78%	71%



BREED AVERAGE		CE-Dir	CE-Dtr	GL	BWT	200	400	600	MWT	MILK	SS	DC	CWT	EMA	RIB	RUMP	RBY	IMF	DOC	\$A	\$D	\$GN	\$GS
2020 DROP ANGUS	EBV	2.2	2.6	-4.7	4.1	50	89	117	101	17	2.1	-4.7	66	6.2	0.0	-0.4	0.5	2.1	7	\$195	\$160	\$256	\$178



LANDFALL ANGUS REFERENCE SIRES

LANDFALL MOJO P41 ^{SV}

Soc Id: TFAP41
Born: 13/07/2018

Rego. Status: HBR

Index Values			
\$A	\$D	\$GN	\$GS
+\$277	+\$249	+\$368	+\$263

Genetic Status

AMF CAF DDF NHF DWF MAF MHF OHF OSF RGF

Number of Herds: 2, Prog Analysed: 44, Genomic Prog: 0

Traits Observed: GL,CE,BWT,200WT,400WT,600WT,SC,Scan(EMA,Rib,Rump,IMF),DOC,Genomics

Notes

A Mojo son with added carcass merit, out of a Juggernaut daughter who we have found to be a consistent breeding bull. Goes back to Landfall Admiral C47 and a solid old donor cow in A8. Seven sons on offer.

TE MANIA BARTEL B219 ^{PV}
AYRVALE BARTEL E7 ^{PV}
EAGLEHAWK JEDDA B32 ^{SV}
Sire: LANDFALL MOJO M45 ^{SV}
SITZ UPWARD 307R ^{SV}
LANDFALL ELSA K696 #
LANDFALL ELSA F485 #

TUWHARETOA REGENT D145 ^{PV}
PRIME JUGGERNAUT J15 ^{SV}
PRIME LOWAN F20 ^{SV}
Dam: LANDFALL LADY M629 #
LANDFALL COMMANDER C47 ^{SV}
LANDFALL LADY F153 ^{PV}
LANDFALL LADY A8 ^{SV}

February 2022 TransTasman Angus Cattle Evaluation

EBV	CE-Dir	CE-Dtr	GL	BW	200	400	600	Mwt	Milk	SS	DC	CW	EMA	Rib	Rump	RBY	IMF	DOC
	-3.0	+4.2	-7.7	+5.5	+64	+115	+130	+114	+11	+3.3	-8.0	+82	+13.4	+1.1	-0.4	+1.6	+3.5	-36
Acc	68%	54%	94%	91%	87%	88%	88%	79%	68%	81%	46%	75%	71%	76%	73%	71%	71%	80%

LANDFALL LEONARDO L24 ^{PV}

Soc Id: TFAL24
Born: 17/07/2015

Rego. Status: HBR

Index Values			
\$A	\$D	\$GN	\$GS
+\$244	+\$208	+\$319	+\$234

Genetic Status

AMF CAF DDF NHF MAF

Number of Herds: 10, Prog Analysed: 354, Genomic Prog: 187

Traits Observed: GL,CE,BWT,200WT,400WT,600WT,SC,Scan(EMA,Rib,Rump,IMF),Genomics

Notes

The calving ease specialist, Leonardo progeny are thick set, with ease of doing ability and sound structure. The perfect sire line to use over those bigger birth and later maturity pattern females that need an improvement in fat cover. He maintains condition with minimal intake.

MYTTY IN FOCUS #
A A R TEN X 7008 S A ^{SV}
A A R LADY KELTON 5551 #
Sire: DEER VALLEY ALL IN ^{SV}
SITZ UPWARD 307R ^{SV}
DEER VALLEY RITA 0274 #
G A R OBJECTIVE 2345 #

ARDROSSAN MODEST D145 ^{SV}
LANDFALL MODEST F178 ^{SV}
LANDFALL B55 #
Dam: LANDFALL JOYLE J527 ^{SV}
LANDFALL THEO Y19 #
LANDFALL JOYLE A503 #
LANDFALL JOYLE W146 #

February 2022 TransTasman Angus Cattle Evaluation

EBV	CE-Dir	CE-Dtr	GL	BW	200	400	600	Mwt	Milk	SS	DC	CW	EMA	Rib	Rump	RBY	IMF	DOC
	+11.2	+6.3	-9.0	-1.4	+40	+94	+111	+51	+31	+1.3	-4.0	+62	+7.9	+3.0	+2.3	-0.7	+2.5	+7
Acc	85%	70%	98%	98%	96%	97%	97%	89%	89%	92%	56%	85%	86%	87%	86%	82%	85%	93%

LANDFALL PROMINENT P317 ^{PV}

Soc Id: TFAP317
Born: 29/07/2018

Rego. Status: HBR

Index Values			
\$A	\$D	\$GN	\$GS
+\$267	+\$217	+\$336	+\$256

Genetic Status

AMF CAF DDF NHF DWF MAF MHF OHF OSF RGF

Number of Herds: 1, Prog Analysed: 53, Genomic Prog: 0

Traits Observed: BWT,200WT,400WT,600WT,SC,Scan(EMA,Rib,Rump,IMF),DOC,Genomics

Notes

A large frame Keystone son with a double cross of Edmund. Calving ease, growth and carcass weight in abundance. A sire that breeds a quiet temperament. Prominent was sold to Absolute Angus as the top price bull from our Spring Sale in 2020.

BOOROOMOOKA UNDERTAKEN Y145 ^{PV}
RENNYLEA EDMUND E11 ^{PV}
LAWSONS HENRY VIII Y5 ^{SV}
Sire: LANDFALL KEYSTONE K132 ^{PV}
S A V FRONT RUNNER 0713 #
LANDFALL ARCHER H807 ^{SV}
LANDFALL ARCHER X9 ^{PV}

BOOROOMOOKA UNDERTAKEN Y145 ^{PV}
RENNYLEA EDMUND E11 ^{PV}
LAWSONS HENRY VIII Y5 ^{SV}
Dam: LANDFALL DAINTY L22 ^{SV}
TUWHARETOA REGENT D145 ^{PV}
LANDFALL DAINTY J224 #
LANDFALL ARCHER E66 ^{SV}

February 2022 TransTasman Angus Cattle Evaluation

EBV	CE-Dir	CE-Dtr	GL	BW	200	400	600	Mwt	Milk	SS	DC	CW	EMA	Rib	Rump	RBY	IMF	DOC
	+7.5	+7.3	-14.0	+3.1	+65	+126	+177	+148	+25	+2.7	-6.8	+109	+7.6	+1.0	-0.8	+0.9	+1.6	+37
Acc	75%	63%	95%	92%	89%	90%	90%	83%	73%	82%	53%	79%	77%	81%	78%	77%	77%	80%

BREED AVERAGE 2020 DROP ANGUS		CE-Dir	CE-Dtr	GL	BWT	200	400	600	MWT	MILK	SS	DC	CWT	EMA	RIB	RUMP	RBY	IMF	DOC	\$A	\$D	\$GN	\$GS
EBV		2.2	2.6	-4.7	4.1	50	89	117	101	17	2.1	-4.7	66	6.2	0.0	-0.4	0.5	2.1	7	\$195	\$160	\$256	\$178



LANDFALL ANGUS REFERENCE SIREs

LANDFALL DISCOVERY P59 ^{SV}

Soc Id: TFAP59
Born: 14/07/2018

Rego. Status: HBR

Index Values			
\$A	\$D	\$GN	\$GS
+\$186	+\$154	+\$243	+\$172

Genetic Status

AMFU CAFU DDFU NHFU

Number of Herds: 1, Prog Analysed: 25, Genomic Prog: 0

Traits Observed: GL,CE,BWT,200WT,400WT,600WT,SC,Scan(EMA,Rib,Rump,IMF),DOC,Genomics

Notes

Discovery son out of a high-quality female line. High growth bull with good muscle and thickness.

MYTTY IN FOCUS #
A A R TEN X 7008 S A ^{SV}
A A R LADY KELTON 5551 #
Sire: V A R DISCOVERY 2240 ^{PV}
SITZ UPWARD 307R ^{SV}
DEER VALLEY RITA 0308 #
G A R OBJECTIVE 2345 #

KAROO W109 DIRECTION Z181 ^{SV}
CARABAR DOCKLANDS D62 ^{PV}
CARABAR BLACKCAP MARY B12 ^{PV}
Dam: LANDFALL ARCHER M1038 #
S A V 8180 TRAVELER 004 #
LANDFALL ARCHER C300 ^{SV}
LANDFALL ARCHER Q314+95 #

February 2022 TransTasman Angus Cattle Evaluation

EBV	CE-Dir	CE-Dtr	GL	BW	200	400	600	Mwt	Milk	SS	DC	CW	EMA	Rib	Rump	RBY	IMF	DOC
		-4.2	-2.7	-7.7	+5.6	+63	+115	+158	+167	+14	+5.0	-4.6	+86	+6.4	-1.3	-2.9	+2.4	+1.9
Acc	69%	60%	85%	88%	85%	86%	85%	80%	72%	79%	52%	77%	74%	78%	75%	74%	73%	70%

LANDFALL MOJO P244 ^{PV}

Soc Id: TFAP244
Born: 22/07/2018

Rego. Status: APR

Index Values			
\$A	\$D	\$GN	\$GS
+\$200	+\$153	+\$269	+\$184

Genetic Status

AMFU CAFU DDFU NHFU

Number of Herds: 1, Prog Analysed: 23, Genomic Prog: 0

Traits Observed: GL,CE,BWT,200WT,400WT,600WT,SC,Scan(EMA,Rib,Rump,IMF),DOC,Genomics

Notes

A Mojo son with good growth and carcass qualities.

TE MANIA BARTEL B219 ^{PV}
AYRVALE BARTEL E7 ^{PV}
EAGLEHAWK JEDDA B32 ^{SV}
Sire: LANDFALL MOJO M45 ^{SV}
SITZ UPWARD 307R ^{SV}
LANDFALL ELSA K696 #
LANDFALL ELSA F485 #

CONNELLY CONFIDENCE 0100 #
LANDFALL CONFIDENCE K62 ^{SV}
LANDFALL JOYLE H555 #
Dam: LANDFALL RITO M383 ^{SV}
TC ABERDEEN 759 ^{SV}
LANDFALL RITO K533 #
LANDFALL RITO B420 #

February 2022 TransTasman Angus Cattle Evaluation

EBV	CE-Dir	CE-Dtr	GL	BW	200	400	600	Mwt	Milk	SS	DC	CW	EMA	Rib	Rump	RBY	IMF	DOC
		-7.6	+4.3	-2.9	+7.6	+58	+104	+145	+110	+24	+1.5	-2.7	+77	+7.5	-0.1	-1.6	+0.7	+2.4
Acc	64%	52%	83%	87%	82%	83%	84%	77%	65%	75%	43%	72%	70%	75%	72%	70%	70%	73%

LANDFALL DISCOVERY N180 ^{SV}

Soc Id: TFAN180
Born: 19/07/2017

Rego. Status: APR

Index Values			
\$A	\$D	\$GN	\$GS
+\$229	+\$198	+\$304	+\$215

Genetic Status

AMFU CAFU DDFU NHFU

Number of Herds: 1, Prog Analysed: 7, Genomic Prog: 0

Traits Observed: GL,CE,BWT,200WT,400WT,600WT,SC,Scan(EMA,Rib,Rump,IMF),Genomics

Notes

A couple of cracking sons on offer from this young sire. He breeds progeny with thickness, depth and capacity. Another sire from the highly successful Discovery cross with Reality.

MYTTY IN FOCUS #
A A R TEN X 7008 S A ^{SV}
A A R LADY KELTON 5551 #
Sire: V A R DISCOVERY 2240 ^{PV}
SITZ UPWARD 307R ^{SV}
DEER VALLEY RITA 0308 #
G A R OBJECTIVE 2345 #

SCHURRTOP REALITY X723 #
MATAURI REALITY 839 #
MATAURI 06663 #
Dam: LANDFALL ARISTOCRAT L50 #
LANDFALL EVERLAST G228 ^{SV}
LANDFALL ARISTOCRAT J1091 #
LANDFALL F60 #

February 2022 TransTasman Angus Cattle Evaluation

EBV	CE-Dir	CE-Dtr	GL	BW	200	400	600	Mwt	Milk	SS	DC	CW	EMA	Rib	Rump	RBY	IMF	DOC
		+0.6	+3.1	-5.4	+5.5	+66	+126	+159	+150	+19	+6.5	-8.1	+80	-0.6	+1.4	+0.9	-0.8	+3.0
Acc	65%	56%	86%	79%	78%	78%	79%	75%	69%	77%	49%	72%	69%	73%	71%	70%	68%	62%

BREED AVERAGE 2020 DROP ANGUS		CE-Dir	CE-Dtr	GL	BWT	200	400	600	MWT	MILK	SS	DC	CWT	EMA	RIB	RUMP	RBY	IMF	DOC	\$A	\$D	\$GN	\$GS
		2.2	2.6	-4.7	4.1	50	89	117	101	17	2.1	-4.7	66	6.2	0.0	-0.4	0.5	2.1	7	\$195	\$160	\$256	\$178



LANDFALL ANGUS REFERENCE SIREs

MATAURI REALITY 839

Soc Id: NZE14647008839

Born: 15/09/2008

Rego. Status: HBR

Index Values			
\$A	\$D	\$GN	\$GS
+\$179	+\$151	+\$234	+\$165

Genetic Status

AMF CAF DDF NHF MAF

Number of Herds: 212, Prog Analysed: 4919, Genomic Prog: 819

Traits Observed: BWT,200WT,400WT,SC,Scan(EMA,Rib,Rump,IMF),Genomics

Notes

Calving ease and short gestation in abundance from Reality. A highly proven sire across many herds in the breed, he is a go to sire for moderate, fertile and functional daughters. A couple of really nice sons on offer in this sale bred from Keystone's dam.

SCHURRTOP WWR REGENCY #
 SCHURR 77 1346 EXCEL #
 SCHURR 77 SANDRA 1413 1033 #
Sire: SCHURRTOP REALITY X723 #
 SCHURRTOP SUPREME #
 SCHURRTOP 8019 V141 #
 SCHURRTOP 4460 #

TE MANIA KNIGHT K206+90 ^{SV}
 TE MANIA ULONG U41 ^{SV}
 TE MANIA LOWAN Q42+95 #
Dam: MATAURI 06663 #
 TE MANIA MODEST M126+92 ^{SV}
 MATAURI 04456 AB #
 MATAURI 240 #

February 2022 TransTasman Angus Cattle Evaluation

EBV	CE-Dir	CE-Dtr	GL	BW	200	400	600	Mwt	Milk	SS	DC	CW	EMA	Rib	Rump	RBY	IMF	DOC
		+13.0	+11.3	-10.2	+1.1	+42	+77	+93	+86	+12	+3.9	-5.7	+46	+5.0	+6.3	+3.1	-1.8	+2.5
Acc	98%	94%	99%	99%	99%	99%	99%	99%	99%	99%	92%	98%	98%	98%	98%	97%	97%	99%

V A R FOREMAN 3339 ^{PV}

Soc Id: USA17607585

Born: 02/09/2013

Rego. Status: HBR

Index Values			
\$A	\$D	\$GN	\$GS
+\$265	+\$221	+\$348	+\$252

Genetic Status

AMF CAF DDF NHF MAF

Number of Herds: 25, Prog Analysed: 337, Genomic Prog: 211

Traits Observed: Genomics

Notes

A powerful sire packed with 200, 400 and 600 day growth and balanced performance across the traits. Foreman progeny are deep and wide with extra hip and pin width. Look to Foreman to increase growth whilst maintaining a moderate stature.

S A F FOCUS OF E R #
 MYTTY IN FOCUS #
 MYTTY COUNTESS 906 #
Sire: A A R TEN X 7008 S A ^{SV}
 S A V ADAPTOR 2213 #
 A A R LADY KELTON 5551 #
 H S A F LADY KELTON 504B #

CONNELLY LEAD ON #
 CONNEALY ONWARD #
 ALTUNE OF CONANGA 6104 #
Dam: SANDPOINT BLACKBIRD 8809 #
 G A R GRID MAKER #
 RIVERBEND BLACKBIRD 4301 #
 RIVERBEND BLACKBIRD 2204 #

February 2022 TransTasman Angus Cattle Evaluation

EBV	CE-Dir	CE-Dtr	GL	BW	200	400	600	Mwt	Milk	SS	DC	CW	EMA	Rib	Rump	RBY	IMF	DOC
		+2.4	+6.1	-9.5	+5.2	+67	+118	+155	+143	+11	+1.7	-3.3	+82	+12.5	+0.0	-0.8	+2.0	+2.5
Acc	82%	71%	98%	98%	96%	97%	97%	91%	91%	95%	63%	88%	88%	89%	86%	85%	87%	95%

LANDFALL LEONARDO P145 ^{SV}

Soc Id: TFAP145

Born: 18/07/2018

Rego. Status: HBR

Index Values			
\$A	\$D	\$GN	\$GS
+\$237	+\$199	+\$313	+\$226

Genetic Status

AMF CAF DDF NHF DWF MAF MHF OHF OSF

Number of Herds: 1, Prog Analysed: 60, Genomic Prog: 0

Traits Observed: GL,CE,BWT,200WT,400WT,600WT,SC,Scan(EMA,Rib,Rump,IMF),DOC,Genomics

Notes

Our top selling bull from the Autumn Sale in 2020 to Absolute Angus. A very well balanced sire with an attractive set of data. A couple of high quality female lines behind this bull. His progeny are thick and deep with an early maturity pattern and structural soundness.

A A R TEN X 7008 S A ^{SV}
 DEER VALLEY ALL IN ^{SV}
 DEER VALLEY RITA 0274 #
Sire: LANDFALL LEONARDO L24 ^{PV}
 LANDFALL MODEST F178 ^{SV}
 LANDFALL JOYLE J527 ^{SV}
 LANDFALL JOYLE A503 #

TUWHARETOA REGENT D145 ^{PV}
 PRIME JUGGERNAUT J15 ^{SV}
 PRIME LOWAN F20 ^{SV}
Dam: LANDFALL ELSA M243 #
 LANDFALL MODEST F178 ^{SV}
 LANDFALL ELSA J561 #
 LANDFALL ELSA Z303 #

February 2022 TransTasman Angus Cattle Evaluation

EBV	CE-Dir	CE-Dtr	GL	BW	200	400	600	Mwt	Milk	SS	DC	CW	EMA	Rib	Rump	RBY	IMF	DOC
		+10.5	+2.6	-7.5	+1.2	+45	+99	+119	+74	+30	+2.6	-7.0	+66	+6.2	+3.5	+3.4	-1.9	+3.0
Acc	70%	55%	95%	93%	89%	91%	91%	81%	69%	75%	44%	76%	74%	79%	76%	73%	75%	82%

BREED AVERAGE 2020 DROP ANGUS		CE-Dir	CE-Dtr	GL	BWT	200	400	600	MWT	MILK	SS	DC	CWT	EMA	RIB	RUMP	RBY	IMF	DOC	\$A	\$D	\$GN	\$GS
		2.2	2.6	-4.7	4.1	50	89	117	101	17	2.1	-4.7	66	6.2	0.0	-0.4	0.5	2.1	7	\$195	\$160	\$256	\$178



LANDFALL ANGUS REFERENCE SIRES

SIRE ID	SIRE NAME	PV	DOB	REG	SIRE	DAM	MGS	CE-DIR	CE-DTR	GL	BWT	200	400	600	MWT	MILK	SS	DC	CWT	EMA	RIB	RUMP	REY	IMF	DOC	\$A	\$D	\$GN	\$GS
TFAP16	LANDFALL DISCOVERY P16	SV	7/10/18	HBR	USA17262835	TFAM656	NZE14647008839	5.9	3.7	-9.8	3.0	51	100	119	125	14	2.3	-4.8	69	5.8	-0.6	-1.7	0.6	3.7	29	\$205	\$178	\$284	\$190
TFAP84	LANDFALL BARTEL P84	PV	7/16/18	APR	HIOE7	TFAM317	TFAK74	9.0	4.3	-6.8	2.2	54	95	116	87	27	2.7	-7.1	78	7.3	-0.1	-0.4	0.9	2.1	1	\$254	\$216	\$332	\$237
TFAP103	LANDFALL MOJO P103	SV	7/16/18	HBR	TFAM45	TFAM299	USA17171587	-1.0	7.9	-8.8	6.9	64	114	139	119	13	0.9	-5.3	90	7.8	-1.0	-1.7	1.3	3.0	-5	\$257	\$223	\$342	\$238
TFAP125	LANDFALL LEONARDO P125	SV	7/17/18	APR	TFAL24	TFAM780	CXBJ15	-3.0	-5.5	-5.0	6.2	54	100	124	94	20	1.0	-3.4	63	3.4	-1.0	-0.9	-0.5	3.7	4	\$210	\$169	\$299	\$193
TFAP128	LANDFALL KEYSTONE P128	SV	7/17/18	HBR	TFAK132	TFAM702	USA17171587	5.2	8.6	-8.6	2.1	49	94	120	92	14	-0.6	-2.3	78	12.1	0.1	-2.5	1.9	1.0	22	\$214	\$187	\$269	\$198
TFAP131	LANDFALL MOJO P131	SV	7/17/18	APR	TFAM45	TFAM103	USA17307074	3.6	6.0	-8.5	2.8	50	97	122	76	21	2.1	-6.2	74	13.6	2.0	0.8	1.3	2.4	-10	\$268	\$228	\$339	\$258
TFAP159	LANDFALL MOJO P159	PV	7/18/18	HBR	TFAM45	TFAM878	TFAG265	3.9	6.4	-8.6	4.7	55	107	141	124	17	0.9	-7.2	84	4.3	1.3	1.3	-0.7	1.8	-29	\$214	\$183	\$270	\$197
TFAP199	LANDFALL KEYSTONE P199	PV	7/20/18	HBR	TFAK132	TFAM748	USA16198796	4.4	6.9	-5.1	2.0	59	115	150	127	18	0.7	-4.7	90	4.9	1.7	-0.3	-0.3	1.8	16	\$235	\$197	\$306	\$219
TFAP265	LANDFALL MOJO P265	SV	7/24/18	HBR	TFAM45	TFAM244	NZE14647008839	-4.2	4.0	-5.1	6.3	63	103	136	122	17	2.3	-4.8	78	4.4	0.2	-0.2	0.1	2.3	-21	\$217	\$173	\$294	\$198
TFAP320	LANDFALL DISCOVERY P3220	SV	8/3/18	HBR	USA17262835	TFAJ844	USA9074	4.6	5.8	-6.8	3.0	62	120	159	157	17	3.4	-5.5	88	7.4	0.9	-0.4	0.3	2.8	7	\$232	\$192	\$308	\$221
TFAP399	LANDFALL BARTEL P399	PV	8/6/18	HBR	HIOE7	TFAL18	NORE11	9.4	7.8	-6.5	4.4	56	97	134	106	19	1.2	-9.9	83	6.9	1.2	2.2	-0.4	2.5	-10	\$270	\$216	\$344	\$256
TFAP417	LANDFALL BARTEL P417	PV	8/7/18	HBR	HIOE7	TFAK706	TFAH122	5.3	8.5	-3.3	2.8	55	98	128	97	21	3.0	-6.2	84	12.2	-1.0	-1.1	2.3	1.8	0	\$262	\$221	\$330	\$249
TFAP430	LANDFALL DISCOVERY P430	PV	8/8/18	HBR	USA17262835	TFAJ677	NORE11	8.6	4.7	-5.4	2.1	50	101	127	125	19	2.8	-6.4	74	5.8	1.2	0.9	-0.1	3.0	15	\$213	\$180	\$282	\$200
TFAP442	LANDFALL BARTELL P442	SV	8/9/18	HBR	HIOE7	TFAK213	NORE11	2.0	4.2	-3.6	5.8	54	92	115	103	17	1.3	-8.4	72	10.2	-0.3	-1.6	1.5	2.8	5	\$237	\$202	\$309	\$219
TFAP607	LANDFALL KEYSTONE P607	SV	7/28/18	HBR	TFAK132	TFAL4	USA17307074	8.9	9.0	-12.1	0.3	48	94	121	93	20	1.3	-5.8	70	8.1	1.3	-1.3	0.2	3.2	-12	\$245	\$199	\$327	\$234
TFAP658	LANDFALL DISCOVERY P658	SV	8/1/18	HBR	USA17262835	TFAH554	USA15840414	-2.3	2.0	-3.9	4.7	59	111	145	141	20	3.5	-1.0	75	10.4	-0.6	-3.0	2.1	2.6	8	\$194	\$160	\$265	\$179
TFAP671	LANDFALL KEYSTONE P671	SV	8/2/18	HBR	TFAK132	TFAF584	USA14739204	3.3	5.3	-7.8	4.6	56	98	137	127	19	-0.1	-4.0	84	3.3	1.2	-0.7	-0.5	1.7	12	\$188	\$146	\$249	\$167
TFAP1000	LANDFALL COMPLEMENT P1000	SV	8/12/18	HBR	USA16198796	TFAL85	USA17307074	-2.1	2.7	-4.2	5.7	56	96	129	95	21	1.4	-2.5	68	9.3	0.0	-0.5	1.3	2.0	4	\$223	\$178	\$293	\$206

BREED AVERAGE		2020 DROP ANGUS	
CE-DIR	2.2	CE-DTR	2.6
GL	-4.7	BWT	4.1
200	50	400	89
600	117	MWT	101
MILK	17	SS	2.1
DC	-4.7	CWT	66
EMA	6.2	RIB	0.0
RUMP	-0.4	REY	0.5
IMF	2.1	DOC	7
\$A	\$195	\$D	\$160
\$GN	\$256	\$GS	\$178





Stud stock insurance with all bulls purchased at the Landfall Angus Autumn Sale



Achmea Australia, Australia's specialist farm insurer, is delighted to attend the Landfall Angus Autumn Sale. For all bulls sold in this catalogue Achmea Australia will provide 2 star cover for 3 months. This cover has been paid for by Landfall Angus.

At the end of the 3 months if you want to purchase cover, please contact our Farm Insurance Specialists: Michelle Stevens (0437 249 682) and Rebecca Muir (0437 221 914) both will be attending the sale.

Achmea Australia offers Stud Stock insurance, designed to protect the stud bull from the moment the hammer falls. With our Stud Stock insurance cover, you decide what you need, when you need it and how you need it.

Our flexible options include:

- **1 Star** Mortality only (including transit)
- **2 Star** Mortality including accidental loss of use
- **3 Star** Mortality including accidental loss of use, sickness and disease.

achmea.com.au

Caring For Your Bulls

More calves, more years

Your bull is an important investment. With proper management you can achieve a longer working life from your bull resulting in more calves at a reduced cost per calf.



1. Arrival on farm

- a. Have some quiet cows or steers in the yard when the bull arrives. He will often be unsettled as he has left his mates and travelled on a truck for his first time. Give him some time to adapt to his new surroundings.

2. Pre-Joining

- a. Your new bulls will benefit from exposure to some empty cows for 2-3 weeks prior to their normal breeding period. This exposure will allow them to service some females and become exposed to any of the normal pathogens in your cow herd. If you have purchased multiple bulls, expose them only two at a time. It is then important to give your bull time to recover following the exposure period before the joining season begins.
- b. Do a pre-joining Breeding Soundness Examination (BSE) on all bulls to evaluate; structure, testicles and serving capability. This is the opportunity to identify any bull which may delay cows going in calf. Also administer booster vaccinations.

3. Joining

- a. Don't over join new bulls (maximum of 40 cows).
- b. Multi-sire join where possible to minimize the risks associated with a bull breaking down in the joining period. If you need to single sire join observe closely and rotate with a proven bull for at least 1 cycle. New bulls are the most at risk of break down, ensure you check them regularly.
- c. Most bull fertility issues develop during the joining period rather than being pre-existing problems. This means regular checking of bulls is essential (2-3 times a week for the first 3 weeks then weekly).

Check for:

- Try to observe the bull serving (mounting is not a successful serve)
- Any signs for lameness
- Evidence of penile or preputial swelling
- Any signs of ill health (lethargic, etc)
- Number of cows cycling (5% cycling per day if not in calf, this should decrease as cows conceive)

4. Post Joining

- a. Your bulls will spend most of their life in the bull paddock. You need to try minimize bull paddock injuries (bull fights) by not overcrowding the paddocks and possibly removing aggressive dominant bulls. Ensure young bulls have access to adequate feed to continue growing. Mature bulls should not be allowed to get fat, keep them in condition score 3. Mature bulls kept in body condition score 3 will have a longer working life.
- b. Pregnancy test early to identify any joining issues. This early pregnancy test will not only give you more time to make better decisions but it will also help identify the potential case of sub-fertility and allow you to prevent the problem in subsequent years.



Understanding the TransTasman Angus Cattle Evaluation (TACE)

WHAT IS THE TRANSTASMAN ANGUS CATTLE EVALUATION?

The TransTasman Angus Cattle Evaluation is the genetic evaluation program adopted by Angus Australia for Angus and Angus influenced beef cattle. The TransTasman Angus Cattle Evaluation uses Best Linear Unbiased Prediction (BLUP) technology to produce Estimated Breeding Values (EBVs) of recorded cattle for a range of important production traits (e.g. weight, carcass, fertility).

The TransTasman Angus Cattle Evaluation is an international genetic evaluation and includes pedigree, performance and genomic information from the Angus Australia and Angus New Zealand databases, along with selected information from the American and Canadian Angus Associations.

The TransTasman Angus Cattle Evaluation utilises a range of genetic evaluation software, including the internationally recognised BLUPF90 family of programs, and BREEDPLAN® beef genetic evaluation analytical software, as developed by the Animal Genetics and Breeding Unit (AGBU), a joint institute of NSW Agriculture and the University of New England, and Meat and Livestock Australia Limited (MLA).

WHAT IS AN EBV?

An animal's breeding value can be defined as its genetic merit for each trait. While it is not possible to determine an animal's true breeding value, it is possible to estimate it. These estimates of an animal's true breeding value are called EBVs (Estimated Breeding Values).

EBVs are expressed as the difference between an individual animal's genetics and a historical genetic level (i.e. group of animals) within the TACE genetic evaluation, and are reported in the units in which the measurements are taken.

USING EBVS TO COMPARE THE GENETICS OF TWO ANIMALS

TACE EBVs can be used to estimate the expected difference in the genetics of two animals, with the expected difference equating to half the difference in the EBVs of the animals, all other things being equal (e.g. they are joined to the same animal/s).

For example, a bull with a 200 Day Growth EBV of +60 would be expected to produce progeny that are, on average, 10 kg heavier at 200 days of age than a bull with a 200 Day Growth EBV of +40 kg (i.e. 20 kg

difference between the sire's EBVs, then halved as the sire only contributes half the genetics).

Or similarly, a bull with an IMF EBV of +3.0 would be expected to produce progeny with on average, 1% more intramuscular fat in a 400 kg carcass than a bull with a IMF EBV of +1.0 (i.e. 2% difference between the sire's EBVs, then halved as the sire only contributes half the genetics).

USING EBVS TO BENCHMARK AN ANIMAL'S GENETICS WITH THE BREED

EBVs can also be used to benchmark an animal's genetics relative to the genetics of other Angus or Angus infused animals in Australia.

To benchmark an animal's genetics relative to other Angus animals, an animal's EBV can be compared to the EBV reference tables, which provide:

- the breed average EBV
- the percentile bands table

The current breed average EBV is listed on the bottom of each page in this publication, while the current EBV reference tables are included at the end of these introductory notes. For easy reference, the percentile band in which an animal's EBV ranks is also published in association with the EBV.

CONSIDERING ACCURACY

An accuracy value is published with each EBV, and is usually displayed as a percentage value immediately below the EBV.

The accuracy value provides an indication of the reliability of the EBV in estimating the animal's genetics (or true breeding value), and is an indication of the amount of information that has been used in the calculation of the EBV.

EBVs with accuracy values below 50% should be considered as preliminary or of low accuracy, 50-74% as of medium accuracy, 75-90% of medium to high accuracy, and 90% or greater as high accuracy.

DESCRIPTION OF TACE EBVS

EBVs are calculated for a range of traits within TACE, covering calving ease, growth, fertility, maternal performance, carcass merit, feed efficiency and structural soundness. A description of each EBV included in this publication is provided on the following page.



UNDERSTANDING ESTIMATED BREEDING VALUES (EBVs)

BIRTH

CEDir	%	Genetic differences in the ability of a sire's calves to be born unassisted from 2 year old heifers.	Higher EBVs indicate fewer calving difficulties in 2 year old heifers.
CEDtrs	%	Genetic differences in the ability of a sire's daughters to calve unassisted at 2 years of age.	Higher EBVs indicate fewer calving difficulties in 2 year old heifers.
GL	days	Genetic differences between animals in the length of time from the date of conception to the birth of the calf.	Lower EBVs indicate shorter gestation length.
BW	kg	Genetic differences between animals in calf weight at birth.	Lower EBVs indicate lighter birth weight.

GROWTH

200 Day	kg	Genetic differences between animals in live weight at 200 days of age due to genetics for growth.	Higher EBVs indicate heavier live weight.
400 Day	kg	Genetic differences between animals in live weight at 400 days of age.	Higher EBVs indicate heavier live weight.
600 Day	kg	Genetic differences between animals in live weight at 600 days of age.	Higher EBVs indicate heavier live weight.
MCW	kg	Genetic differences between animals in live weight of cows at 5 years of age.	Higher EBVs indicate heavier mature weight.
Milk	kg	Genetic differences between animals in live weight at 200 days of age due to the maternal contribution of its dam.	Higher EBVs indicate heavier live weight.

FERTILITY

DtC	days	Genetic differences between animals in the time from the start of the joining period (i.e. when the female is introduced to a bull) until subsequent calving.	Lower EBVs indicate shorter time to calving.
SS	cm	Genetic differences between animals in scrotal circumference at 400 days of age.	Higher EBVs indicate larger scrotal circumference.

CARCASE

CWT	kg	Genetic differences between animals in hot standard carcass weight at 750 days of age.	Higher EBVs indicate heavier carcass weight.
EMA	cm ²	Genetic differences between animals in eye muscle area at the 12/13th rib site in a 400 kg carcass.	Higher EBVs indicate larger eye muscle area.
Rib Fat	mm	Genetic differences between animals in fat depth at the 12/13th rib site in a 400 kg carcass.	Higher EBVs indicate more fat.
P8 Fat	mm	Genetic differences between animals in fat depth at the P8 rump site in a 400 kg carcass.	Higher EBVs indicate more fat.
RBV	%	Genetic differences between animals in boned out saleable meat from a 400 kg carcass.	Higher EBVs indicate higher yield.
IMF	%	Genetic differences between animals in intramuscular fat (marbling) at the 12/13th rib site in a 400 kg carcass.	Higher EBVs indicate more intramuscular fat.

OTHER

NFI-F	kg/day	Genetic differences between animals in feed intake at a standard weight and rate of weight gain when animals are in a feedlot finishing phase.	Lower EBVs indicate more feed efficiency.
Doc	%	Genetic differences between animals in temperament.	Higher EBVs indicate better temperament.

STRUCTURE

Foot Angle	score	Genetic differences in foot angle (strength of pastern, depth of heel).	Lower EBVs indicate more desirable foot angle.
Claw Set	score	Genetic differences in claw set structure (shape and evenness of claws).	Lower EBVs indicate more desirable claw structure.

SELECTION INDEXES

\$A	\$	Genetic differences between animals in net profitability per cow joined in a typical commercial self replacing herd using Angus bulls. This selection index is not specific to a particular production system or market end-point, but identifies animals that will improve overall profitability in the majority of commercial grass and grain finishing beef production systems.	Higher selection index values indicate greater profitability.
\$D	\$	Genetic differences between animals in net profitability per cow joined in a commercial self replacing herd targeting the \$D supermarket trade.	Higher selection index values indicate greater profitability.
\$GN	\$	Genetic differences between animals in net profitability per cow joined in a commercial self replacing herd targeting pasture grown steers with a 250 day feedlot finishing period for the grain fed high quality, highly marbled markets.	Higher selection index values indicate greater profitability.
\$GS	\$	Genetic differences between animals in net profitability per cow joined in a commercial self replacing herd targeting pasture finished steers.	Higher selection index values indicate greater profitability.

FOR MORE INFORMATION PLEASE CONTACT ANGUS AUSTRALIA

Locked Bag 11, ARMIDALE NSW 2350

Ph: (02) 6772 3011

Fax: (02) 6772 3095

Email: regos@angusaustralia.com.au

Web: www.angusaustralia.com.au

FEBRUARY 2022 ANGUS GROUP TRANSTASMAN / AVERAGE EBVs FOR ALL 2020 DROP CALVES

Calving Ease Direct	Calving Ease Dtrs	Gestation Length (days)	Birth Wt (kg)	200-Day Wt (kg)	400-Day Wt (kg)	600-Day Wt (kg)	Mature Cow Wt (kg)	Milk (kg)	Scrotal Size (cm)	Days to Calving	Carcass Wt (kg)	EMA (sq cm)	Rib Fat (mm)	Rump Fat (mm)	Retail Beef Yield %	Intra-Muscular Fat %	DOC
2.2	2.6	-4.7	4.1	50	89	117	101	17	2.1	-4.7	66	6.2	0.0	-0.4	0.5	2.1	7

FEBRUARY 2022 ANGUS GROUP TRANSTASMAN / \$INDEX VALUES FOR ALL 2020 BORN CALVES

\$A Index	\$D Index	\$GN Index	\$GS Index
\$195	\$160	\$256	\$178



Bull Guarantee

At Landfall we understand and value the economic importance of fertility within a beef herd. Empty cows are a huge cost to a producer and at Landfall we are doing our utmost to limit the unexpected outcomes in a breeding situation.



In an endeavour to provide our clients with a professional service, we have implemented this bull guarantee. It is to ensure that both Landfall and you (our valued client) have a clear understanding of each others obligations.

Our breeding bulls are assessed under a stringent set of guidelines to ensure minimal exposure of our clients to fertility issues.

- ✓ All bulls are structurally assessed and those that don't meet the specifications are culled.
- ✓ All bulls are semen tested and have their penis checked by an independent veterinarian.

At Landfall we are aware that even after these stringent tests are carried out that there is a risk that a breeding bull may still not work to their expected potential. Therefore our guarantee covers that risk; however it does not replace good management and due care by the purchaser.

GUIDELINES

Landfall guarantees breeding bulls from the date of purchase against loss of fertility due to structural failure of the bull for a period of two years. For example, corkscrew penis or bad feet. Our guarantee does not cover situations such as broken penises, prolapsed prepuce and broken legs etc.

In the event of a less than acceptable mating outcome, the bull will be assessed by a veterinarian chosen by Landfall and if the bull is found to be the cause of the infertility then Landfall will offer compensation in the form of:

FIRST YEAR (12 month period from date of purchase)

100% of the purchase price in the form of:

- Replacement with an equivalent bull to the mutual agreement of both the vendor and purchaser.
- Credit for use with further purchases.

SECOND YEAR (12 to 24 month period after purchase date)

50% of the purchase price in the form of:

- Credit for use with further purchases.

In the event that one of the above credits is issued it must be used within 12 months of the issue date or it will be forfeited. If a credit is issued it is non-transferable.

(The original purchaser of the bull is the only eligible party to claim a credit).

The infertile bull is then to be slaughtered with proceeds of the sale to be paid to Landfall. Landfall will cover the veterinary expenses and transport costs of the bull to an abattoir.

Landfall will not be held liable and does not offer compensation for loss of income in the event of infertility resulting in non pregnant females.



The Obligation of the Purchaser

The Landfall Guarantee is not a replacement for sound management practices. The guarantee is provided to cover the performance of the bull where breeding cows are managed to recognised industry standards. The purchaser of the bull is expected to observe joining, monitor for later cycling and record any repeat cycling in the females. If any problems arise it is expected that the purchaser notifies Landfall within 3 months, after the end of the joining period.

At Landfall we recognise there is an infertility risk involved in breeding herds. We breed our bulls so as to limit the financial and production risks involved. If for any reason there are any unexpected

outcomes with Landfall bulls we stand by our product and do not expect you the producer to have to bear the entire financial burden. If you have a problem we want to be the first to know about it. We

have confidence in our bulls and offer a commitment to our clients that our product and service is of the highest quality achievable. Your success is ultimately our success.



FREIGHT

- Free sea freight to Melbourne, Grassy and Lady Barron on all bulls sold at auction
- Free freight within mainland Tasmania on the condition that all bulls sold by auction be delivered within one week of purchase



A LITTLE BACKGROUND TO LANDFALL FARM FRESH...

Landfall Farm Fresh is our specialist butcher and fresh food business in Launceston. We provide our very own Landfall Angus Beef and Prime Lamb direct from our farm to our loyal and wide-ranging customers.

Our fully integrated, true paddock to plate supply chain, delivers a transparent and trusted red meat choice. Customers appreciate knowing the provenance, story and integrity of our free range and grass-fed beef and lamb. We credit this largely to the success of our primary production business and the work and dedication of previous generations. Our grandfather, Robbie Archer, always held the vision of opening a butcher shop – so today his dream lives on!

We strive to build positive relationships with our customers and create positive eating experiences. We are passionate and proud to provide locally grown, consistent premium quality produce, and exceptional customer service.

We welcome you to visit us in store Wednesday to Saturday at 49 Balfour Street Launceston, and to follow us on Facebook and Instagram.



49 Balfour St, Launceston
www.landfallfarmfresh.com.au
(03) 6334 5751

Why should I choose a butcher that does whole animal butchering - the advantages

They say traditions and trends run in a loop and tend to find their way back. Whole meat butchering was a practice that people associated with rural settings. However, as consumers become more conscious of what we eat and where we get it from, this is something that is gaining steady popularity.

Advantages of buying from a shop that does whole meat butchering:

1. Source clarity – you know where your meat is coming from

Perhaps one of the biggest advantages of choosing a shop that does whole animal butchering is that there is no room for doubt or any grey areas as to where the meat came from.

The butcher can tell you exactly where it came from, it's feed, and everything else you may want to know about your meat.

2. Sustainable – environmentally friendly

If you have chosen to forego buying bulk delivered cuts from mainstream stores, you are on the right track. Buyers and consumers, it is our responsibility to support sustainable practices.

The butchers tend to utilize most parts of the animal, thus limiting wastage and creating a more sustainable system.

3. Better taste – fresher

This one's a given and probably why fancy restaurants charge an arm and a leg for the rare piece of steak you want to order.

Bulk packaged meat maybe stored and aged before it hits the shelves at the supermarket or delivered to your butcher who then unpacks and sells.

Although buying an entire animal and then choosing how to cut it is more labour-intensive, the idea is also to move people away from solely focusing on famous cuts such as the ribeye and move towards cuts that are less costly but just as recipe appropriate.

4. Customised cuts – flexibility

Butchers who process whole animals have the beauty of preparing specifically requested cuts. Not all butchers have the whole animal flexibility to allow the preparation of specialised orders. Attention to detail is required and whole animal butchering is a real work of art with few young butchers now learning this skill.

5. Dry-ageing

Whole animal butchering supports the process of traditional dry-ageing on the bone.

At Landfall Farm Fresh we source our animals directly from Landfall and Greenhythe – only a small percentage of our primal cuts are outsourced from Cape Grim on the north-west coast of Tasmania. We process whole animals and enjoy working with our customers to meet their needs and provide positive eating experiences.

Article: <https://www.thebutchersguild.org/blog/2018/11/9/advantages-of-choosing-a-butcher-that-does-whole-meat-butchering>

landfallfarmfresh.com.au/shop

*Delivery includes to the local Launceston area and to Lilydale, Scottsdale, Bridport and Flinders Island.



Above: Scott Parker Beau Brooks LFF butchers Scott Parker and Beau Brooks processing the whole lambs

Beef ribs in BBQ sauce – slow cooked short ribs!

NOW SELLING ONLINE
VISIT OUR
ONLINE
STORE
& OFFERING HOME DELIVERY*

By Nagi

Full recipe: <https://www.recipetineats.com/bbq-beef-ribs-slow-cooked>

🕒 Prep Time: 15mins ⏱️ Cooking Time: 4hrs 🍽️ Serves: 6

Dead easy – everything goes into the pan, then you slow cook it in a moderate oven until the meat is fall apart tender. It's fabulously foolproof because there's a big window before the meat will start to dry out from overcooking – I've left it in 1 1/2 hours too long and it was STILL juicy!

Ingredients

- 6 x 300 - 350g beef ribs (aka beef short ribs)

RUB:

- 1 tbsp brown sugar (sub white)
- 2 tsp paprika
- 1 tsp garlic powder (sub 1 tsp fresh garlic)
- 1 tsp onion powder (sub garlic powder)
- 1/2 tsp cumin powder
- 3/4 tsp mustard powder
- 1 tsp salt
- 1/2 tsp black pepper

BARBEQUE SAUCE:

- 2 garlic cloves, minced (sub 2 tsp powder)
- 125 ml apple cider vinegar
- 335 g Aussie tomato sauce
- 80 g brown sugar, loosely packed (sub white)
- 2 tsp EACH black pepper, onion powder, mustard powder
- 1 tsp cayenne pepper
- 1 tbsp Worcestershire sauce (sub soy sauce)
- 500 ml water

Method

Step 1

Preheat oven to 160°C.

Step 2

Mix Rub in a small bowl large, enough to fit one rib.

Step 3

Press beef ribs into the rub, coating all sides. Shake off excess.

Step 4

Mix Barbecue Sauce ingredients, except water, in a baking pan. Then mix in water.

Step 5

Place ribs in sauce, turning to coat. Arrange meat side down in the sauce, bone side exposed (sauce won't cover completely, that's ok).

Step 6

Cover tightly with foil or lid, bake 3 1/2 hours.

Step 7

Remove from oven, remove foil. Turn ribs (some may have fallen over, that's ok, just turn them). Spoon over sauce.

Step 8

Bake 30 minutes uncovered, spooning over sauce again halfway through, until surface is caramelised and sticky. Check to ensure ribs are tender - pry a bit apart using two forks. (If not, cover and return to oven, but after 4 hrs they certainly should be!)

Step 9

Remove ribs onto serving plate (use a spoon as meat will barely be attached to bone, if at all). Mix sauce to bring together. Serve with ribs!



Nothing beats farm life to raise a family.

The small country town of Marrawah, on the North West coast of Tasmania, is where I grew up with my farming family. My education commenced at Redpa Primary School before attending Smithton High School, graduating in year 10.

It was then that my career in farming commenced on the family dairy farm, milking cows. I looked forward to my weekends which were taken up with country football playing in the Circular Head league.

I was very fortunate, a great opportunity came along. I was offered a job working on a beef farm at Arthur River, working under a great mentor, David Riddoch. David taught me a lot about animal health and the grazing management of large herds. I only intended staying for a year, but ended up being there for three years, leaving with a wealth of knowledge of the beef industry.

I then returned to the family farm milking cows with my brother

and father. It was around this time that my father purchased a block of land on the Welcome River which was mainly heath country. We developed this block into grazing land as a run block for our dairy replacement heifers. At the same time we commenced a small beef enterprise which was mainly first cross out of our dairy cows. As the years passed we slowly developed more grazing land allowing our stocking rates to increase.

Life was not all about work, I was still enjoying playing football and it was then that I met Karen. We later had our son Kayden. I do not think there is a better place to bring up a family than on a farm. As Kayden grew up, I could see he was developing a strong passion

for sport, so Karen became his personal courier running him to his football and cricket. We enjoyed watching him develop his skills, especially with cricket.

“I have the highest respect for all the Landfall team for the passion they have for this industry.”

As the years passed we continued building our beef herd side of the family farm into a more pure beef operation. We then commenced an annual on-farm calf weaner sale each October, a time which we all enjoyed. Once the beef side of our business was

“I do not think there is a better place to raise a family than on a farm.”



Marrawah – my favourite rock fishing spot.


Holiday time for Karen and I.



running smoothly we decided, as a family, it was time to sell the dairy cows allowing us to free up time for our family.

By this time Kayden was living in Hobart, so Karen and I decided

to step outside of our comfort zone and try something different. We made the move to Launceston where Karen got a transfer in her job. It was then I



View of Mt Cameron from the family farm.

commenced working at Landfall. I was so fortunate and thankful to Ed Archer for the opportunity he had given me. I have the highest respect for all the Landfall team for the passion they have for this industry which is reflected in the pedigree of the bulls they continue to breed.

Karen and I still enjoy visiting the Marrawah area, especially when I can find the time to pursue my love of rock fishing at Nettley Bay.





Thanks to all those who were able to attend our Spring 2021 sale.

Spring Sale 2021 Round Up



Mimi Churchill & David Bennett



Our auctions are always a time for our industry peers, family and employees to not only talk business but also to get together for a social catch up!

Our family and staff always enjoy hosting so many of our clients and friends from all over Australia and home. We have certainly been missing those who unfortunately can't attend in person due to Covid restrictions. We look forward to the future when we can see them all at Landfall once again.

Thanks to all those who were able to attend our Spring 2021 sale. We would like to thank Wendy Giles of Nutrien who has handled the administration side of our sales for many years now. After 38 years Wendy has decided to move into another industry. We will miss Wendy and her efficient ways. Our very best wishes to Wendy.



Wendy Giles recording sale results.



Anthony Barnes, Ed Archer & Garry Lindsay



David Ball



Clever Creative team – Joseph, Isaac and Jason



Issy, Robbie & Kate



Hedley, Zara, Winnie, Joe & Tom



Ed Archer, Denis & Nicole Bassett of Bacula Angus, & Frank Archer. Purchasers of the top Spring 2021 bull - Landfall New Ground R1294.



Gerald Archer & Tracey Stackhouse



Ian Richards & Cory Hine



Neil Graham & Ellie Wheeler



Covid-19 Registration

We appreciate your cooperation with contact tracing by registering to use Check in TAS. Check in TAS is a free and convenient service, enabling our patrons to securely sign into Landfall simply by scanning a QR code after you have registered via the app.

If you do not have a smartphone or unable to use one, others attending the premises with you can use their own phone to check you in. Alternatively, we can register your details using our own device. This information is retained by the Department of Health for 28 days.

Open the Check in TAS app or your camera to scan the QR code

Landfall Angus

Landfall Angus Bull Sale




(414)9357859220334

Can't scan? Enter the code **220334** manually to check in.

Your details are secure, will be kept for 28 days and will only be used for official contact tracing purposes if required.

Download the app from



www.checkin.tas.gov.au

FACE MASKS



Face masks
required indoors.

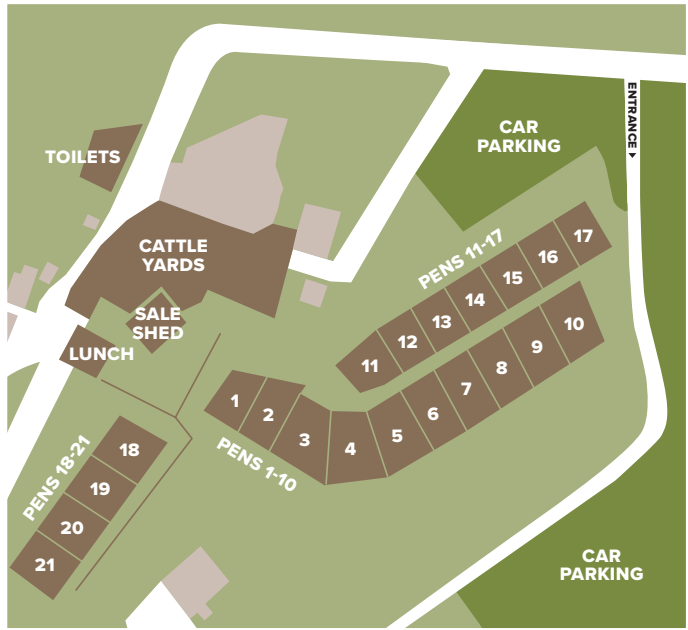
KEEP IT
COVID
safe

Public Health Hotline 1800 671 738 coronavirus.tas.gov.au



Location Map

The simplest way to find Landfall is to type "Landfall Angus" into Google Maps and follow the step by step directions.



Note: Maps are not to scale

To Airport, Hobart, East & West Coast



Buyers Instruction Slip

Trading Name

Postal Address

..... Postcode

Telephone Mobile

Email

Agent.....

Lots Purchased

.....

Delivery Instructions

(Please ensure adequate time is allowed to organise for appropriate yarding and safe transport of your valuable purchase. See Sale Notes explanation)

.....

.....

.....

.....

.....

Angus Australia transfer if required (please tick) YES NO

Angus Australia Herd Ident

Consent to be contacted by Achmea Australia

By ticking this box you consent to Achmea Australia contacting you prior to the end of the 3 month cover period purchased by Landfall Angus, to discuss your insurance needs.

You can opt out at any time by calling their Farming Services Team on **1800 724 214**.

Achmea Australia is the Australian branch of Achmea Schadeverzekeringen N.V. ABN 86 158 237 702, AFSL No. 433984

YES NO

Period.....

Signature of Buyer..... 21/03/2022

To ensure prompt and safe delivery of your valuable purchase, please complete the above. Verbal instruction will not be accepted.



LANDFALL ANGUS BULL SALE





WWW.LANDFALL.COM.AU

[f @landfallangus](https://www.facebook.com/landfallangus) [i @landfallangus](https://www.instagram.com/landfallangus)

Offering 240 performance recorded bulls